

CONTENTS

Application Guides

Road Hydraulic Brake & Clutch Line Kits.....	15
Road Bike Cables.....	37
Classic Road Bike Control Lines.....	51
Off Road, Trial, MX, Grasstrack, Speedway....	63
Quad Bike Control Lines & Upgrades.....	123

Hydraulic Hose Components & Lines

'Powerhose Plus' Hoses & Components.....	131
'Powerhose' DIY Hoses & Components.....	143

Cable Kits and Components

Cable Kits - Standard & Braided.....	153
Cable Components.....	161

Handlebar Components

Performance Twistgrips.....	175
Rubber Grips and Control Levers.....	177
Hydraulic Controls and Switch Units.....	178



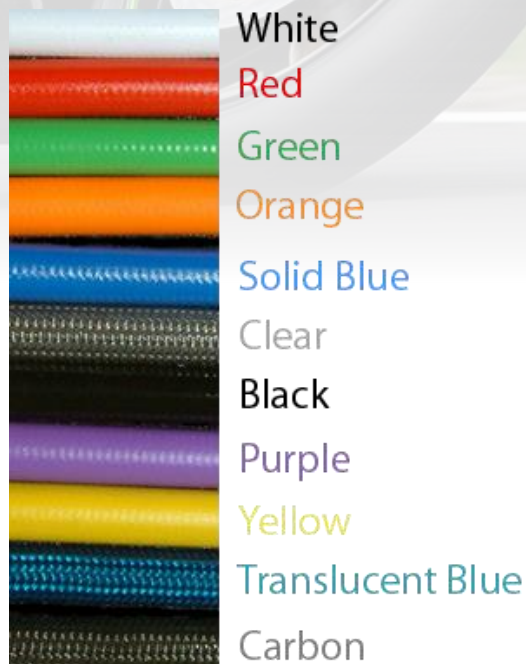
Check out our resources section online at

www.venhill.co.uk

for more information about the products we can offer

Road Brake and Clutch Line Kits

- ▶ Factory made and tested
- ▶ TUV and DOT approved
- ▶ Swivel ends for perfect alignment
- ▶ Chrome, Stainless or Black fittings
- ▶ Stainless steel braided hose
- ▶ Teflon inner tubing
- ▶ Uncovered or PVC covered in:



Single numbers in the column FRONT identify number of lines in the kit | FRONT is OEM layout | RACE is 2 lines from Master Cylinder

MANUFACTURER	cc	MODEL	YEAR	FRONT	RACE	REAR	CLUTCH
APRILIA	50	RS 50	1999-05	1		APR-2004R	
APRILIA	50	RS 50 / EXTREMA	1993-03	APR-0001F 1		APR-0001R	
APRILIA	125	PEGASO 125	1995	APR-1001F 1		APR-1001R	
APRILIA	125	RS 125	1999-03	APR-1003F 1			
APRILIA	125	RS 125 R	1995-on	APR-1002F 1		APR-1002R	
APRILIA	250	RS 250	1994-00		APR-2002F		
APRILIA	250	RS 250	1995-on	APR-2001F 3		APR-2001R	
APRILIA	250	RS 250	1998-00	APR-2003F 3		APR-2002R	
APRILIA	650	MOTO 6.5	1995	APR-6001F 1			
APRILIA	650	PEGASO 650	1993-96	APR-6002F 1			
APRILIA	650	PEGASO 650	1997-03	APR-6003F 1			
APRILIA	1000	RSV "TUONO / FIGHTER"	2003-07	APR-10003F 3	APR-10006F	APR-10003R	APR-10003C
APRILIA	1000	RSV 1000	2004	APR-10002F 3		APR-10002R	APR-10002C
APRILIA	1000	RSV 1000 MILLE	1998-00		APR-10004F		APR-10004C
APRILIA	1000	RSV 1000 MILLE	2000-04		APR-10001F	APR-10001R	
APRILIA	1000	SL 1000 FALCO	1999-03	APR-10005F 2		APR-10005R	APR-10005C
BMW	450	R 45	1979	BMW-4001F 3			
BMW	650	F 650	1993-00	BMW-6007F 1		BMW-6007R	
BMW	650	F 650 ST	1997-00	BMW-6007F 1		BMW-6007R	
BMW	650	R 65	1979	BMW-6001F 3			
BMW	650	R 65	1980	BMW-6002F 3			
BMW	650	R 65	1981	BMW-6004F 3			
BMW	650	R 65	1986	BMW-6005F 1			
BMW	650	R 65 (Replaces Steel Bundy)	1980	BMW-6003F 3			
BMW	650	R 65 LS	1981-85	BMW-6006F 3			
BMW	750	K 75	1986-91	BMW-7001F 3		BMW-7001R	
BMW	750	K 75 C	1985-88	BMW-7001F 3		BMW-7001R	
BMW	750	K 75 RT	1991-96	BMW-7006F 1			
BMW	750	K 75 RT (ABS Mod to Cal)	1985-on	1		BMW-7006R	
BMW	750	K 75 S	1986-on	BMW-7003F 3		BMW-7003R	
BMW	750	K 75 S (ABS)	1986-on	BMW-7004F 2		BMW-7004R	
BMW	750	K75	1992-96			BMW-7001R	
BMW	750	R 75/6 (Single Disc)	-1981	BMW-7005F 1			
BMW	800	F 800 GS	2013-16	BMW-8008F 1			B03-3-112
BMW	800	R 80 GS	1986	BMW-8001F 1			
BMW	800	R 80 GS	1988-94	BMW-8002F 1			
BMW	800	R 80 R	1994	BMW-8006F 1			
BMW	800	R 80 RT	1981-85	BMW-8003F 3		BMW-8003R	
BMW	800	R 80/78 CS (Single Disc)	-1981	BMW-8005F 1			
BMW	800	R 80/78 CS (Twin Disc)	1980	BMW-8004F 2			
BMW	850	R850 R (ABS)	1993-02	BMW-8009F 4		BMW-8009R	
BMW	850	R850 R (NON-ABS)	1993-96		BMW-8007F	BMW-8009R	
BMW	850	R850 RT (ABS)	1994-01	BMW-8009F 4		BMW-8009R	
BMW	850	R850 RT (NON-ABS)	1994-01			BMW-8009R	
BMW	900	R 90/6	1979	BMW-9002F 1			

Single numbers in the column FRONT identify number of lines in the kit | FRONT is OEM layout | RACE is 2 lines from Master Cylinder

MANUFACTURER	cc	MODEL	YEAR	FRONT	RACE	REAR	CLUTCH
BMW	900	R 90S		BMW-9001F 2			
BMW	1000	K 100	1986-on	BMW-10001F 3		BMW-10001R	
BMW	1000	K 100 LT (ABS)	1986-91	BMW-10002F 2		BMW-10002R	
BMW	1000	K 100 RS (Non ABS)	1983-89	BMW-10003F 3		BMW-10003R	
BMW	1000	K 100 RT	1986-on	BMW-10004F 1		BMW-10004R	
BMW	1000	K1	1989-93	BMW-10012F 4		BMW-10012R	
BMW	1000	R 100 GS	1991-on	BMW-10005F 1			
BMW	1000	R 100 RS	1981-85	BMW-10006F 3		BMW-10006R	
BMW	1000	R 100 RS (ATE Calipers)	1976-80	BMW-10009F 2		BMW-10009R	
BMW	1000	R 100/7CS (Single Disc)	1981-84	BMW-10010F 2			
BMW	1000	R 100/7CS (Twin Disc)	1981-84	BMW-10011F 3			
BMW	1000	R 100R	1994	BMW-10008F 1			
BMW	1000	S 1000 RR (ABS)	2008-11	BMW-10013F 3		BMW-10014R	
BMW	1000	S 1000 RR (ABS)	2013-18	BMW-10015F 4		BMW-10015R	
BMW	1100	K 1100 LT (ABS)		BMW-11001F 4		BMW-11001R	
BMW	1100	R 1100 GS (ABS)	1994-06	BMW-11007F 3		BMW-11007R	
BMW	1100	R 1100 GS (Non ABS)	1994-06	BMW-11002F 3		BMW-11002R	
BMW	1100	R 1100 RS (ABS)	1993-00	BMW-11005F 4		BMW-11005R	
BMW	1100	R 1100 S ABS (Integrated)	2003-05	B03-1-118/P 4		B03-2-105/P	
BMW	1100	R 1100S (Non ABS)	1998-02		BMW-11003F		
BMW	1100	R1100 R (ABS)	1993-02	BMW-8009F 4		BMW-8009R	
BMW	1100	R1100 R (NON-ABS)	1993-02			BMW-8009R	
BMW	1100	R1100 RT (ABS)	1994-01	BMW-8009F 4		BMW-8009R	
BMW	1100	R1100 RT (NON-ABS)	1994-01			BMW-8009R	
BMW	1150	R 1150 GS (ABS - Non Servo)	2002-03	BMW-11006F 4		BMW-11006R	
BMW	1150	R 1150 GS (NON-ABS)	2002-03	BMW-11013F 4	BMW-11010F		
BMW	1150	R 1150GS (ABS)	1998-03			BMW-11003R	
BMW	1150	R 1150GS (Non ABS)	1998-01	BMW-11012F 4	BMW-11004F		
BMW	1150	R 1150RS (ABS - Servo)	2000-04	B03-1-108/P 4		BMW-11008R	
BMW	1200	K 1200 LT ABS (Integrated)	1999-03	B03-1-117/P 4		B03-2-104/P	
BMW	1200	K 1200 LT ABS (Integrated)	2004-09	B03-1-109/P 4		B03-2-101/P	
BMW	1200	K 1200 LT ABS (Non Integrated)	1999-03	B03-1-116/P 4		B03-2-103/P	
BMW	1300	K1300 GT (ABS)	2008-10	BMW-13000F 4		BMW-13000R	BMW-13000C
CAGIVA	125	BLUES 125	1991-93	CAG-1001F 1		CAG-1001R	
CAGIVA	125	MITO 125 EVOLUTION	1991-92	CAG-1002F 1		CAG-1002R	
CAGIVA	750	ELEFANT 750	1987-88	CAG-7001F 1		CAG-7001R	
CAGIVA	900	ELEFANT 900 IE	1991-92	CAG-7002F 1		CAG-7002R	
DUCATI	400	M400 MONSTER	1994-01	DUC-4001F 1			
DUCATI	500	SL 500 PANTAH (HI-BAR)	1980	DUC-5001F 3		DUC-5001F	
DUCATI	600	600 SS	1994-96	DUC-6001F 1		DUC-6001R	DUC-6003C
DUCATI	600	600 SS	1997-98	DUC-6001F 1			DUC-6003C
DUCATI	600	M600 MONSTER	1994-96				DUC-6002C
DUCATI	600	M600 MONSTER	2001	DUC-4001F 1			
DUCATI	600	PANTAH TL	1982-83	D02-1-103/P 3			
DUCATI	620	M620 MONSTER	2002-04		DUC-6006F		

Single numbers in the column FRONT identify number of lines in the kit | FRONT is OEM layout | RACE is 2 lines from Master Cylinder

MANUFACTURER	cc	MODEL	YEAR	FRONT	RACE	REAR	CLUTCH
DUCATI	620	M620 S MONSTER	2002-03		DUC-6006F		
DUCATI	696	MONSTER 696	2008-10	DUC-6004F 3	DUC-6005F	DUC-6004R	
DUCATI	696	MONSTER 696	2011			DUC-6004R	
DUCATI	748	748	1995-98		DUC-7010F		
DUCATI	748	748	1999-03		DUC-7011F		
DUCATI	748	748 R	1999-02		DUC-7012F		
DUCATI	748	748 S	1996-99				DUC-7010C
DUCATI	749	749	2004				DUC-7009C
DUCATI	749	749 R	2004				DUC-7009C
DUCATI	749	749 S	2004	DUC-7009F 2		DUC-7009R	DUC-7009C
DUCATI	749	749 S	2005				DUC-7009C
DUCATI	750	750 PASO	1986-88	DUC-7002F 3	DUC-7014F	DUC-7002R	
DUCATI	750	750 SS	1991-93	DUC-7013F 1			
DUCATI	750	750 SS	1994-97		DUC-7001F	DUC-7001R	
DUCATI	750	750 SS	1998		DUC-7006F	DUC-7006R	DUC-7006C
DUCATI	750	750 SS	2000			DUC-9011R	DUC-7008C
DUCATI	750	750 SS	2001-02		DUC-9011F	DUC-9011R	DUC-7008C
DUCATI	750	M750 MONSTER	1996-98	DUC-7004F 3		DUC-7004R	DUC-7004C
DUCATI	848	848	2008-10	DUC-8004F 2	DUC-8005F		DUC-10008C
DUCATI	848	848 EVO	2011-13	DUC-10008F 2	DUC-10007F		DUC-10008C
DUCATI	851	888 SP3	1991			DUC-8001R	
DUCATI	888	888 SP4	1992		DUC-8001F	DUC-8002R	DUC-8001C
DUCATI	888	888 SP5	1993		DUC-8001F	DUC-8003R	DUC-8001C
DUCATI	900	900 SS	1976-82	DUC-9001F 3		DUC-9001R	
DUCATI	900	900 SS	1993		DUC-9022F	DUC-9022R	DUC-9022C
DUCATI	900	900 SS	1996		DUC-9003F	DUC-9003R	
DUCATI	900	900 SS	1998		DUC-9010F	DUC-9010R	DUC-9010C
DUCATI	900	900 SS	2000			DUC-9011R	DUC-7008C
DUCATI	900	900 SS	2001-02		DUC-9011F	DUC-9011R	DUC-7008C
DUCATI	900	M900 MONSTER	1993-99		DUC-9014F		
DUCATI	900	SD DARMAH (HI-BAR)	1977	DUC-9005F 3		DUC-9005R	
DUCATI	906	906 PASO	1989-90	DUC-9006F 3	DUC-9012F	DUC-9006R	
DUCATI	907	907 I.E	1991-92		DUC-9013F	DUC-9013R	
DUCATI	916	916	1994-97		DUC-9016F	DUC-9016R	
DUCATI	916	916	1998	DUC-9009F 3		DUC-9009R	DUC-9009C
DUCATI	916	916 SENNA	1995-98	DUC-9007F 3		DUC-9007R	DUC-9007C
DUCATI	916	ST4	1999-03		DUC-9017F		DUC-9009C
DUCATI	944	ST2	1997-01		DUC-9017F		DUC-9008C
DUCATI	944	ST2	2002-03		DUC-9017F		DUC-9009C
DUCATI	996	996 BIPOSTO	1999		DUC-10001F		
DUCATI	996	996 BIPOSTO	2000			DUC-10001R	DUC-9019C
DUCATI	996	996 BIPOSTO	2001			DUC-10001R	
DUCATI	996	996 MONOPOSTO	2000			DUC-10001R	DUC-9019C
DUCATI	996	996 R	2001		DUC-9018F	DUC-10001R	
DUCATI	996	996 S	2000			DUC-10001R	DUC-9019C

Single numbers in the column FRONT identify number of lines in the kit | FRONT is OEM layout | RACE is 2 lines from Master Cylinder

MANUFACTURER	cc	MODEL	YEAR	FRONT	RACE	REAR	CLUTCH	
DUCATI	996	996 S	2001			DUC-10001R		
DUCATI	996	MONSTER S4	2001-03		DUC-10002F	DUC-10002R		
DUCATI	996	MONSTER S4R	2004		DUC-10002F			
DUCATI	996	ST4 S	2002-03		DUC-10003F	DUC-10003R	DUC-9009C	
DUCATI	996	ST4 S	2004			DUC-10003R		
DUCATI	998	998	2002-03		DUC-10005F	DUC-10001R	DUC-9020C	
DUCATI	998	998 S	2002			DUC-10001R	DUC-9020C	
DUCATI	999	999	2003-06	DUC-10004F	2		DUC-10004R	DUC-10004C
DUCATI	999	999 R	2004		DUC-10006F	DUC-10006R	DUC-10004C	
DUCATI	999	999 S	2003-04	DUC-10004F	2		DUC-10004R	DUC-10004C
DUCATI	999	999 S	2005				DUC-10004C	
DUCATI	999	999 S	2006			DUC-10006R		
DUCATI	1098	1098	2007	DUC-10008F	2	DUC-10007F		
DUCATI	1098	1098	2008	DUC-10008F	2	DUC-10007F	DUC-10008C	
DUCATI	1098	1098 R	2008-09	DUC-10008F	2	DUC-10007F	DUC-10008C	
DUCATI	1098	1098 R BAYLISS	2009	DUC-10008F	2	DUC-10007F	DUC-10008C	
DUCATI	1098	1098 S	2007	DUC-10008F	2	DUC-10007F		
DUCATI	1098	1098 S	2008	DUC-10008F	2	DUC-10007F	DUC-10008C	
DUCATI	1098	1098 S TRICOLORE	2007	DUC-10008F	2	DUC-10007F		
DUCATI	1098	1098 S TRICOLORE	2008	DUC-10008F	2	DUC-10007F	DUC-10008C	
DUCATI	1100	1100 HYPERMOTARD	2008-12			DUC-11000R	DUC-11000C	
DUCATI	1100	1100 HYPERMOTARD EVO	2010-12			DUC-11000R	DUC-11000C	
DUCATI	1100	1100 HYPERMOTARD EVO SP	2010-12			DUC-11000R	DUC-11000C	
DUCATI	1100	1100 HYPERMOTARD S	2008-09		DUC-11000F	DUC-11000R	DUC-11000C	
DUCATI	1198	1198	2009-10	DUC-10008F	2	DUC-10007F	DUC-10008C	
DUCATI	1198	1198 R CORSE	2010	DUC-10008F	2	DUC-10007F	DUC-10008C	
DUCATI	1198	1198 S	2009-10	DUC-10008F	2	DUC-10007F	DUC-10008C	
DUCATI	1198	1198 S CORSE	2010	DUC-10008F	2	DUC-10007F	DUC-10008C	
HARLEY DAVIDSON	883	HUGGER	1987-95	HAR-8002FS	1			
HARLEY DAVIDSON	883	HUGGER	1996-98	HAR-8003FS	1			
HARLEY DAVIDSON	883	XLH DELUX	1987-91	HAR-8002FS	1			
HARLEY DAVIDSON	883	XLH DELUX	1992-95	HAR-8003FS	1			
HARLEY DAVIDSON	883	XLH SPORTSTER	1986-00	HAR-8001FS				
HARLEY DAVIDSON	1200	SORTSTER SPORT	1999			HAR-12003FS		
HARLEY DAVIDSON	1200	SPORTSTER	1996-00	HAR-12002FS	1			
HARLEY DAVIDSON	1200	XLH 1200	1988-95	HAR-12001FS	1			
HARLEY DAVIDSON	1340	BAD BOY	1995-98	HAR-13005FS	1			
HARLEY DAVIDSON	1340	FLST / FLSTC	1986-98	HAR-13002FS	1			
HARLEY DAVIDSON	1340	FLSTF/ FXRS	1988-94	HAR-13002FS	1			
HARLEY DAVIDSON	1340	FXR/RS/RDG/RC	1984-87	HAR-13001FS	1			
HARLEY DAVIDSON	1340	FXHR	1987-94	HAR-13002FS	1			
HARLEY DAVIDSON	1340	FXR / FXRS	1988-94	HAR-13001FS	1			
HARLEY DAVIDSON	1340	FXR/P Lowerider Sport	1999			HAR-13006FS		
HARLEY DAVIDSON	1340	FXRT	1984	HAR-13001FS	1			
HARLEY DAVIDSON	1340	FXST / FXSTC Softail	1984	HAR-13004FS	1			

Single numbers in the column FRONT identify number of lines in the kit | FRONT is OEM layout | RACE is 2 lines from Master Cylinder

MANUFACTURER	cc	MODEL	YEAR	FRONT	RACE	REAR	CLUTCH
HARLEY DAVIDSON	1340	FXSTS Softail	1988-98	HAR-13005FS 1			
HARLEY DAVIDSON	1340	FXWG Wide Glide	1984-86	HAR-13003FS 1			
HARLEY DAVIDSON	1340	NIGHTRAIN	1998	HAR-13005FS 1			
HARLEY DAVIDSON	1450	FXDL DYNA Lowerider C1402	2000		HAR-14001FS		
HONDA	50	CB 50 SPORT	1998	HON-1000F 1		HON-1000R	
HONDA	80	MBX 80	1983-86	HON-1001F 3			
HONDA	125	CA 125 Rebel	1995-99	HON-1002F 1			
HONDA	125	CB 125 RS		HON-1003F 1			
HONDA	125	CB 125 T SUPER DREAM		HON-1004F 1			
HONDA	125	CBF 125	2009-13	HON-1019F 1			
HONDA	125	CBR 125	2007	HON-1015F 1			
HONDA	125	CBR 125 R	2004-06	HON-1016F 1		HON-1016R	
HONDA	125	CBR 125 R	2011-16	HON-1018F 1		HON-1018R	
HONDA	125	CBR 125 RS	2005-06	HON-1016F 1		HON-1016R	
HONDA	125	CBR 125 RW	2005-10	HON-1016F 1		HON-1016R	
HONDA	125	CG 125	1998-00	H02-1-100			
HONDA	125	CG 125 M	2001	H02-1-100			
HONDA	125	GROM/MSX 125 (ABS)	2018-20			HON-1021R	
HONDA	125	GROM/MSX 125 (NON-ABS)	2013-20	HON-1021F 1		HON-1021R	
HONDA	125	MBX 125	1986	HON-1005F 1			
HONDA	125	MTX 125		HON-1014F 1			
HONDA	125	NS 125		HON-1006F 1			
HONDA	125	NSR 125	1995-99	HON-1008F 1		HON-1008R	
HONDA	125	RS 125	1990	HON-1009F 1			
HONDA	125	RS 125 R	1995-97	HON-1010F 1			
HONDA	125	RS 125 W			HON-1011F	HON-1011R	
HONDA	125	XL 125 RT		HON-1012F 1			
HONDA	125	XL 125 VARADERO	2010-13	HON-1020F 1		HON-1020R	
HONDA	250	CB 250	1995-97	HON-2001F 1			
HONDA	250	CB 250 N SUPER DREAM		HON-2003F 1			
HONDA	250	CB 250 NA/NB		HON-2007F 1			
HONDA	250	CB 250 RS		HON-2002F 1			
HONDA	250	CB 250 RSA		HON-2008F 1			
HONDA	250	CB 250 T CUSTOM		HON-2004F 1			
HONDA	250	CBR 250 RR	1988-89	HON-2009F 1			
HONDA	250	CBR 250 RR MC22	1990-99		HON-2010F	HON-2010R	
HONDA	250	CBX 250 RSE	1984-86	HON-2011F 1			
HONDA	250	CM 250 T CUSTOM	1982-84	HON-2012F 1			
HONDA	250	NSR 250 MC18/21	1987-93		HON-2013F		
HONDA	250	NSR 250 R6K	1989			HON-2013R	
HONDA	250	RS 250 R	1993-99		HON-2006F	HON-2006R	
HONDA	250	VT 250 F	1986	HON-2005F 1			
HONDA	350	CB 350 S	1986-90	HON-3001F 3	HON-3002F		
HONDA	400	BROS 400 IMPORT	1998	HON-4009F 1			
HONDA	400	CB 400 G		HON-4001F 3			

Single numbers in the column FRONT identify number of lines in the kit | FRONT is OEM layout | RACE is 2 lines from Master Cylinder

MANUFACTURER	cc	MODEL	YEAR	FRONT	RACE	REAR	CLUTCH
HONDA	400	CB 400 N SUPER DREAM		HON-4002F 3	HON-4011F		
HONDA	400	CB 400 SUPER 4 IMPORT	1998		HON-4008F	HON-4008R	
HONDA	400	CB 400 T	1977	HON-4010F 1			
HONDA	400	CBI 400/4 IMPORT	1997-98	HON-4007F 1		HON-4007R	
HONDA	400	CBR 400 RR NC23	1988-89		HON-4003F	HON-4003R	
HONDA	400	CBR 400 RR NC29	1990-94		HON-4012F	HON-4012R	
HONDA	400	NS 400 R	1985-87		HON-4013F		
HONDA	400	NS 400 R	1986	HON-4004F 3		HON-4004R	
HONDA	400	NT BROS 400	1988-95	HON-4019F 1		HON-4019R	
HONDA	400	RVF 400 (NC45) IMPORT	1997-98		HON-4006F	HON-4006R	
HONDA	400	RVF 400 R NC35	1994-96		HON-4014F	HON-4014R	
HONDA	400	VF 400 F	1983	HON-4015F 1		HON-4015R	
HONDA	400	VFR 400 R NC21			HON-4005F	HON-4005R	HON-4005C
HONDA	400	VFR 400 R NC24	1987-89		HON-4016F	HON-4016R	
HONDA	400	VFR 400 RR NC30	1990-91		HON-4017F	HON-4017R	
HONDA	450	CB 450 DX	1989-92		HON-4018F	HON-4018R	
HONDA	500	CB 500	1994-97	HON-5001F			
HONDA	500	CB 500	1998-03	HON-5014F 1		HON-5014R	
HONDA	500	CB 500 CUP	1994-97	HON-5001F 1		HON-5001R	
HONDA	500	CX 500 A		HON-5002F 3			
HONDA	500	CX 500 B		HON-5013F 3			
HONDA	500	CX 500 C CUSTOM		HON-5006F 3	HON-5017F		
HONDA	500	CX 500 EURO SPORT		HON-5003F 3	HON-5015F	HON-5003R	
HONDA	500	CX 500 TURBO		HON-5004F 3	HON-5016F	HON-5004R	
HONDA	500	CX 500 TURBO ALTERNATIVE		HON-5005F 3		HON-5004R	
HONDA	500	FT 500	1986	HON-5007F		HON-5007R	
HONDA	500	FT 500	1987	HON-5007F 1			
HONDA	500	GL 500 SILVER WING	1987	HON-5008F 3			
HONDA	500	VF 500 F2	1984-85		HON-5018F		
HONDA	500	VF 500 F2	1986	HON-5009F 3	HON-5018F	HON-5009R	
HONDA	500	VT 500E	1986	HON-5010F 1			
HONDA	500	XBR 500	1985-87	HON-5011F 1			
HONDA	500	XBR 500 S	1986-89	HON-5011F			
HONDA	550	CBS 550 SC NIGHTHAWK	1982	HON-5019F 1		HON-5019R	
HONDA	550	CBX 550 F	1982-84		HON-5020F		
HONDA	550	CBX 550 F2	1987	HON-5012F 3		HON-5012R	
HONDA	600	CB 600 F HORNET	1998-00	HON-6014F 3	HON-6018F	HON-6014R	
HONDA	600	CB 600 F HORNET	2009	HON-6044F 3		HON-6044R	
HONDA	600	CB 600 F HORNETUSD Forks	2006	HON-6025F 2	HON-6026F	HON-6025R	
HONDA	600	CB 600 F/S HORNET	2001-03		HON-6017F	HON-6017R	
HONDA	600	CB 600 S / FW	1998-00	HON-6014F 3	HON-6018F	HON-6014R	
HONDA	600	CBR 600 F	1987-90	HON-6001F 3	HON-6040F	HON-6001R	
HONDA	600	CBR 600 F	1988-90		HON-6040F		
HONDA	600	CBR 600 F	1995-98		HON-6002F	HON-6002R	
HONDA	600	CBR 600 F	1999-06	HON-6024F 2	HON-6023F	HON-6023R	

Single numbers in the column FRONT identify number of lines in the kit | FRONT is OEM layout | RACE is 2 lines from Master Cylinder

MANUFACTURER	cc	MODEL	YEAR	FRONT	RACE	REAR	CLUTCH
HONDA	600	CBR 600 F SPORT	1999-04	HON-6041F 1			
HONDA	600	CBR 600 FM-FR	1991-94		HON-6003F	HON-6003R	
HONDA	600	CBR 600 RR	2003-04	HON-6019F 2	HON-6016F	HON-6016R	
HONDA	600	CBR 600 RR	2005-06	HON-6021F 2	HON-6020F	HON-6019R	
HONDA	600	CBR 600 RR	2007-08	HON-6043F 2	HON-6042F	HON-6042R	
HONDA	600	CBR 600 RR	2009-12	HON-6045F 3		HON-6042R	
HONDA	600	CBR 600 RR	2013-20			HON-6042R	
HONDA	600	NT BROS 600	1988-95	HON-6029F 1		HON-6029R	
HONDA	600	NTV 600	1988-91	HON-6027F 1		HON-6027R	
HONDA	600	VT 600 CUSTOM	1995-97	HON-6006F 1			
HONDA	600	VT 600 SHADOW	1992-98	HON-6033F 1			
HONDA	600	XL 600 LMF	1985	HON-6031F 1			
HONDA	600	XL 600 V TRANSALP	1995	HON-6005F 1		HON-6005R	
HONDA	600	XL 600 V TRANSALP	1997-99		HON-6032F	HON-6032R	
HONDA	650	CB 650	1979-81		HON-6034F		
HONDA	650	CB 650 NIGHTHAWK	1982	HON-6007F 3	HON-6035F		
HONDA	650	CX 650 E	1986	HON-6009F 3		HON-6009R	
HONDA	650	CX 650 E EUROSPORT	1986		HON-6037F		
HONDA	650	CX 650 TURBO	1983	HON-6008F 3	HON-6036F	HON-6008R	
HONDA	650	FX 650 'VIGOR'	1999-00	HON-6046F 2			
HONDA	650	NT BROS 650	1988-95	HON-6030F 1		HON-6030R	
HONDA	650	NTV 650	1995-97	HON-6011F 1			
HONDA	650	NTV 650 DEAUVILLE	1998-01	HON-6015F 2	HON-6028F	HON-6015R	
HONDA	650	NX 650 DOMINATOR	1995-97	HON-6010F 1		HON-6010R	
HONDA	650	SLR 650	1997	HON-6012F 1		HON-6012R	
HONDA	650	XL 650 V TRANSALP	2000-06		2 HON-6039F	HON-6039R	
HONDA	700	NC 700 S (ABS)	2012-13	HON-7025F 3			
HONDA	750	AFRICA TWIN	1990-92		HON-7023F		
HONDA	750	AFRICA TWIN	1993-1998	HON-7001F	HON-7023F	HON-7001R	
HONDA	750	AFRICA TWIN	1999-00		HON-7023F	HON-7023R	
HONDA	750	CB 750	1992-98	HON-7002F 3		HON-7002R	
HONDA	750	CB 750 F	1979	HON-7005F 3	HON-7019F	HON-7005R	
HONDA	750	CB 750 F	1980	HON-7003F 3			
HONDA	750	CB 750 F2 & F3	1977-78	HON-7017F 3			
HONDA	750	CBX 750	1984	HON-7006F 3	HON-7020F	HON-7006R	
HONDA	750	CBX 750	1985-86		HON-7020F		
HONDA	750	RVF 750R RC45	1994-95		HON-7018F	HON-7018R	HON-7018C
HONDA	750	VF 750 C	1994-98	HON-7008F 1			
HONDA	750	VF 750 F	1983-85	HON-7009F 3		HON-7009R	HON-7009C
HONDA	750	VFR 750	1994-97		HON-7011F	HON-7011R	
HONDA	750	VFR 750 F	1986	HON-7013F 3	HON-7012F	HON-7012R	HON-7012C
HONDA	750	VFR 750 F	1989	HON-7014F 3		HON-7014R	HON-7014C
HONDA	750	VFR 750 F	1990-93	HON-7015F 3		HON-7015R	HON-7015C
HONDA	750	VFR 750 F	1994-97		HON-7010F	HON-7010R	
HONDA	750	VFR 750R RC30	1988-90		HON-7007F	HON-7007R	HON-7007C

Single numbers in the column FRONT identify number of lines in the kit | FRONT is OEM layout | RACE is 2 lines from Master Cylinder

MANUFACTURER	cc	MODEL	YEAR	FRONT	RACE	REAR	CLUTCH
HONDA	750	VT 750 CD SHADOW DELUXE	1998-99				
HONDA	750	VT 750 SHADOW ACE	1997-99	HON-7021F	1		
HONDA	750	VT 750 SHADOW AERO	2008-20	HON-7024F	1		
HONDA	750	XLV 750	1984-87	HON-7022F	1		
HONDA	800	VFR 800 (ABS)	2002-13				HON-8002C
HONDA	800	VFR 800 (NON-ABS)	2002-13				HON-8002C
HONDA	800	VFR 800 F (ABS)	2014-15	HON-8001F	3		
HONDA	900	CB 900 F	1980-82	HON-9001F	3	HON-9001R	
HONDA	900	CB 900 F HORNET	2002-07		HON-9006F	HON-9006R	
HONDA	900	CBR 900 FIREBLADE	1992-99	HON-9002F	3	HON-9003F	HON-9002R
HONDA	900	CBR 900 FIREBLADE	2001-02		HON-9005F	HON-9005R	
HONDA	1000	CB 1000	1993-96	HON-10001F	3	HON-10019F	HON-10001R
HONDA	1000	CB 1000 R (ABS)	2008-12	HON-10034F	4		HON-10034R
HONDA	1000	CB 1000 R (ABS)	2013-14			HON-10034R	
HONDA	1000	CB 1000 R (Non ABS)	2008-10	HON-10031F	2	HON-10030F	HON-10030R
HONDA	1000	CB 1000 R (Non ABS)	2011-16		2	HON-10030F	HON-10030R
HONDA	1000	CBF 1000 (Non ABS)	2006-10	HON-10016F	2	HON-10017F	HON-10016R
HONDA	1000	CBF 1000A (Combined ABS)	2006-10	HON-10029F			HON-10029R
HONDA	1000	CBR 1000 F	1987-88		HON-10020F		HON-10003C
HONDA	1000	CBR 1000 F	1989		HON-10020F	HON-10003R	HON-10003C
HONDA	1000	CBR 1000 F	1990-92	HON-10003F	3	HON-10021F	HON-10003R
HONDA	1000	CBR 1000 F	1993-97	HON-10037F	2	HON-10036F	HON-10037R
HONDA	1000	CBR 1000 RR (ABS)	2009-13	HON-10035F	4		
HONDA	1000	CBR 1000 RR (Non ABS) (4 LINE FRONT)	2008-13	HON-10033F	4		
HONDA	1000	CBR 1000 RR (NON-ABS)	2014-16			HON-10027R	
HONDA	1000	CBR 1000 RR FIREBLADE	2004-05	HON-10015F	2	HON-10014F	HON-10014R
HONDA	1000	CBR 1000 RR FIREBLADE	2006-07	HON-10015F	2	HON-10014F	HON-10015R
HONDA	1000	CBR 1000 RR FIREBLADE (Non ABS)	2008-13	HON-10027F	2	HON-10028F	HON-10027R
HONDA	1000	CBX 1000	1978	HON-10032F	3		
HONDA	1000	CBX 1000	1979	HON-10032F		HON-10018F	HON-10018R
HONDA	1000	CBX 1000	1980-81			HON-10018F	HON-10018R
HONDA	1000	GL 1000 K GOLDWING	1977-78	HON-10004F	3		HON-10004R
HONDA	1000	GL 1000 K GOLDWING	1979			HON-10022F	HON-10004R
HONDA	1000	VF 1000 F2 BOL D'OR	1985	HON-10006F	3		HON-10006R
HONDA	1000	VF 1000 FE	1984	HON-10007F	3	HON-10025F	HON-10007R
HONDA	1000	VF 1000 R	1985-86	HON-10005F	3		HON-10005R
HONDA	1000	VTR 1000 F FIRESTORM	1997-98		HON-10008F	HON-10009R	HON-10009C
HONDA	1000	VTR 1000 F FIRESTORM	1999-04		HON-10012F	HON-10012R	HON-10009C
HONDA	1000	VTR 1000 F FIRESTORM	2005-06			HON-10012R	HON-10009C
HONDA	1000	VTR 1000 SP	2000-01		HON-10011F	HON-10011R	HON-10011C
HONDA	1000	VTR 1000 SP	2002-06				HON-10011C
HONDA	1100	CB 1100 R	1982-83		HON-10026F	HON-10026R	
HONDA	1100	CBR 1100 XX BLACKBIRD	2000-06				HON-11004C
HONDA	1100	GL 1100 DC DELUXE	1982		HON-10024F		
HONDA	1100	GL 1100 GOLDWING	1980-81	HON-11003F	3	HON-10023F	HON-10023R

Single numbers in the column FRONT identify number of lines in the kit | FRONT is OEM layout | RACE is 2 lines from Master Cylinder

MANUFACTURER	cc	MODEL	YEAR	FRONT	RACE	REAR	CLUTCH
HONDA	1100	GL 1100 GOLDWING	1982-83		HON-10023F		
HONDA	1100	ST 1100 (ABS)	1992-94				HON-11001C
HONDA	1100	ST 1100 (Non ABS)	1990-94				HON-11001C
HONDA	1100	ST 1100 (Non ABS)	1995-98	HON-11002F 3	HON-11001F		
HONDA	1100	VT 1100 C2 (ACE)	1999			HON-11005R	
HONDA	1100	VT 1100 C2 (SABRE)	2000-07	HON-11005F 1		HON-11005R	
HONDA	1100	VT 1100 T (ACE TOURER)	1999-01			HON-11005R	
HONDA	1200	VFR 1200 XC 'Crosstourer' ABS	2012-14	HON-12001F 5		HON-12001R	
HONDA	1300	VT 1300 CX (NON-ABS)	2010-19	HON-13008F 1			
HONDA	1500	GL 1500 F6C VALKRIE	1996-02		HON-15001F		
KAWASAKI	50	AR 50	Up to 1997	KAW-1001F 1			
KAWASAKI	80	AR 80	Up to 1997	KAW-1002F 1			
KAWASAKI	100	KH 100 EX	1984-93	KAW-1007F 1			
KAWASAKI	125	AR 125	1986	KAW-1003F 1			
KAWASAKI	125	BN 125	1998	KAW-1006F 1			
KAWASAKI	125	GP 125		KAW-1004F 1			
KAWASAKI	125	KDX 125/200 E1	1986-02	KAW-1008F 1		KAW-1008R	
KAWASAKI	125	KH 125	1996-97	KAW-1005F 1			
KAWASAKI	125	KMX 125/250	1986-02	KAW-1009F 1		KAW-1009R	
KAWASAKI	250	250R 'Ninja'	1988-07	KAW-2008F 1		KAW-2008R	
KAWASAKI	250	250R 'Ninja'	2008-12	KAW-2010F 1		KAW-2010R	
KAWASAKI	250	EL 250	1995-97	KAW-2001F 1			
KAWASAKI	250	ER 250 SCORPION	1990-94	KAW-2007F 1			
KAWASAKI	250	GPX 250 R	1988-96	KAW-2008F 1		KAW-2008R	
KAWASAKI	250	KLR 250	1984-01	KAW-2009F 1	KAW-2012F		
KAWASAKI	250	KR1/S	1989-92	KAW-2002F 3	KAW-2003F	KAW-2002R	
KAWASAKI	250	Ninja 250SL	2015-17	KAW-2011F 1		KAW-2011R	
KAWASAKI	250	Z 250 A1/2/3		KAW-2004F 1		KAW-2004R	
KAWASAKI	250	Z 250 SCORPION	1985-86	KAW-2005F 1			
KAWASAKI	250	ZZR 250	1990-07	KAW-2006F 1		KAW-2006R	
KAWASAKI	300	EX300 "Ninja" (ABS)	2013-14	KAW-3004F 1		KAW-3004R	
KAWASAKI	300	EX300 "Ninja" (non-ABS)	2013-14	KAW-3003F 2		KAW-3003R	
KAWASAKI	305	GPZ 305	1983-96		KAW-3002F		
KAWASAKI	305	GPZ 305	1985-86	KAW-3001F 3			
KAWASAKI	400	Z 400 J-J3		KAW-4001F 3			
KAWASAKI	400	ZXR 400	1990	KAW-4002F		KAW-4002R	
KAWASAKI	400	ZXR 400	1991-98	KAW-4003F	KAW-4007F	KAW-4003R	
KAWASAKI	400	ZXR 400	1999	KAW-4012F	KAW-4006F	KAW-4006R	
KAWASAKI	400	ZZR 400	1990	KAW-4008F 3		KAW-4008R	
KAWASAKI	440	Z 440 C1-C2	1980-82	KAW-4009F 1			
KAWASAKI	440	Z 440 D4-D6	1982-85	KAW-4004F 1			
KAWASAKI	440	Z 440 H1-H2	1982-83	KAW-4011F 1			
KAWASAKI	440	Z 440 LTD	1980-83	KAW-4004F 1			
KAWASAKI	450	Z 450 LTD	1985-90	KAW-4005F 1			
KAWASAKI	500	EN 500	1996-97	KAW-5001F 1			

Single numbers in the column FRONT identify number of lines in the kit | FRONT is OEM layout | RACE is 2 lines from Master Cylinder

MANUFACTURER	cc	MODEL	YEAR	FRONT	RACE	REAR	CLUTCH
KAWASAKI	500	EN 500 B1		KAW-5002F 1			
KAWASAKI	500	ER-5	1997-06	KAW-5010F 1			
KAWASAKI	500	GPZ 500S	1993-02			KAW-5003R	
KAWASAKI	500	GPZ 500S	1994-97	KAW-5003F 1			
KAWASAKI	500	KH 500	1985	KAW-5011F 3			
KAWASAKI	500	KLE 500	1991-07	KAW-5004F 1			
KAWASAKI	500	NINJA 500R/GPZ-500S	1994-09	KAW-5003F 1		KAW-5003R	
KAWASAKI	500	Z 500		KAW-5005F 3		KAW-5005R	
KAWASAKI	550	GPZ 550 ZX	1986	KAW-5007F 5		KAW-5007R	
KAWASAKI	550	GT 550	1983-01		KAW-5015F		
KAWASAKI	550	GT 550	1992-97	KAW-5009F 3			
KAWASAKI	550	GT 550 G1-G9	1983-91	KAW-5008F 3			
KAWASAKI	550	Z 550 D1 (GPZ)	1981		KAW-5017F	KAW-5017R	
KAWASAKI	550	Z 550 GPZ UNITRAK	1982-83		KAW-5018F	KAW-5018R	
KAWASAKI	550	Z 550 LTD	1980-83		KAW-5016F		
KAWASAKI	550	ZEPHYR 550	1995-97	KAW-5006F 3		KAW-5006R	
KAWASAKI	550	ZR 550 ZEPHYR	1991-98		KAW-5014F		
KAWASAKI	550	ZR550 / Z550F	1982-87		KAW-5019F		
KAWASAKI	600	EL 600 ELIMINATOR	1995-97	KAW-6001F 1			
KAWASAKI	600	GPX 600 R	1988-96		KAW-6021F	KAW-6021R	
KAWASAKI	600	GPZ 600 R	1985-89	KAW-6002F 5		KAW-6002R	
KAWASAKI	600	KLR 600	1984-90	KAW-6022F 1			
KAWASAKI	600	ZX600 (NINJA ZX-6RR)	2005-06			KAW-6014R	
KAWASAKI	600	ZX-6R	1994-97		KAW-6008F	KAW-6008R	
KAWASAKI	600	ZX-6R	1998	KAW-6011F 3	KAW-6008F	KAW-6008R	
KAWASAKI	600	ZX-6R	1999-00	KAW-6004F 3	KAW-6008F	KAW-6008R	
KAWASAKI	600	ZX-6R	2001-03		KAW-6012F	KAW-6012R	
KAWASAKI	600	ZX-6R	2004	KAW-6013F 2		KAW-6013R	
KAWASAKI	600	ZX-6R	2005-06	KAW-6014F 2	KAW-6015F	KAW-6014R	
KAWASAKI	600	ZX-6R	2007-08	KAW-6028F	KAW-6029F	KAW-6028R	
KAWASAKI	600	ZX-6R	2009-12	KAW-6028F 2	KAW-6029F	KAW-6032R	
KAWASAKI	600	ZX-6R (ABS)	2013-20	KAW-6042F 5		KAW-6042R	
KAWASAKI	600	ZZR 600 D1-D4	1990-93	KAW-6005F 3	KAW-6023F	KAW-6005R	
KAWASAKI	600	ZZR 600 E1-E11	1993-03	KAW-6006F 3	KAW-6023F	KAW-6006R	
KAWASAKI	600	ZZR 600 J4-J8F	2005-08	KAW-6016F 3	KAW-6018F	KAW-6016R	
KAWASAKI	650	650 VERSYS (NON-ABS)	2011-14	KAW-6038F 2	KAW-6039F	KAW-6038R	
KAWASAKI	650	ER-6F/ER-6N (Non ABS)	2006-09	KAW-6019F 2	KAW-6020F	KAW-6019R	
KAWASAKI	650	ER-6F/ER-6N (Non ABS)	2009-11	KAW-6036F 2	KAW-6037F	KAW-6036R	
KAWASAKI	650	ER-6F/ER-6N (Non ABS)	2012-16	KAW-6033F 2	KAW-6035F	KAW-6033R	
KAWASAKI	650	KLR 650	1987-94	KAW-6025F 1		KAW-6025R	
KAWASAKI	650	KLR 650	1995-07	KAW-6030F 1		KAW-6030R	
KAWASAKI	650	KLR 650	2008-18	KAW-6031F 1		KAW-6031R	
KAWASAKI	650	KLX 650	1993-96	KAW-6024F 1		KAW-6024R	
KAWASAKI	650	VERSYS 650	2007-10	KAW-6027F 2	KAW-6040F	KAW-6027R	
KAWASAKI	650	W650 (EJ650)	1999-02	KAW-6041F 1			

Single numbers in the column FRONT identify number of lines in the kit | FRONT is OEM layout | RACE is 2 lines from Master Cylinder

MANUFACTURER	cc	MODEL	YEAR	FRONT	RACE	REAR	CLUTCH
KAWASAKI	650	Z 650	1978-79	KAW-6009F 2			
KAWASAKI	650	Z 650 (Single Hose Conversion)	1978-79	KAW-6010F 1			
KAWASAKI	650	Z 650 C	1977-79	KAW-6007F 3		KAW-6007R	
KAWASAKI	650	Z 650 F	1980		KAW-6026F		
KAWASAKI	750	GPX 750 R	1987-90	KAW-7001F 3	KAW-7021F	KAW-7001R	KAW-7001C
KAWASAKI	750	GPZ 750	1983	KAW-7002F 5		KAW-7002R	
KAWASAKI	750	GPZ 750	1984-85	KAW-7004F 5		KAW-7002R	
KAWASAKI	750	GPZ 750 R1-R2	1982-83	KAW-7003F 3	KAW-7023F	KAW-7003R	
KAWASAKI	750	GPZ 750 TURBO	1984-85	KAW-7004F 5		KAW-7002R	
KAWASAKI	750	GT 750	1984-86	KAW-7016F	KAW-7022F	KAW-7016R	
KAWASAKI	750	GT 750	1992-94	KAW-7014F	KAW-7022F	KAW-7022R	
KAWASAKI	750	Z 750	2007-08	KAW-7029F 2	KAW-7028F	KAW-7028R	
KAWASAKI	750	Z 750 (S)	2004-06	KAW-7020F 2		KAW-7020R	
KAWASAKI	750	Z 750 R1 (GPZ)	1982		KAW-7023F	KAW-7023R	
KAWASAKI	750	ZR 7	1999-03	KAW-7017F	KAW-7018F	KAW-7018R	
KAWASAKI	750	ZR 750 ZEPHYR	1991-99	KAW-7005F 3	KAW-7024F	KAW-7005R	
KAWASAKI	750	ZR 7S	2001-05	KAW-7017F 3	KAW-7018F	KAW-7018R	
KAWASAKI	750	ZX-7R	1996-03	KAW-7019F	KAW-7007F	KAW-7019R	KAW-7019C
KAWASAKI	750	ZXR 750	1989	KAW-7008F	KAW-7026F		KAW-7008C
KAWASAKI	750	ZXR 750	1990	KAW-7008F 3	KAW-7026F	KAW-7008R	KAW-7008C
KAWASAKI	750	ZXR 750	1991-94	KAW-7009F 3	KAW-7015F	KAW-7010R	KAW-7002C
KAWASAKI	750	ZXR 750 R	1991-94	KAW-7009F 3	KAW-7015F	KAW-7010R	
KAWASAKI	800	VN 800 (VULCAN)	1996-05	KAW-8001F 1			
KAWASAKI	800	VULCAN CLASSIC	1996-02	KAW-8008F 1			
KAWASAKI	800	W 800	2011-16	KAW-8007F 1			
KAWASAKI	800	Z 800 B (ABS)	2013-16	KAW-8006F 3		KAW-8006R	
KAWASAKI	800	Z 800 D (ABS)	2013-16	KAW-8006F 3		KAW-8006R	
KAWASAKI	800	Z 800 e (A2, ABS)	2013-16	KAW-8006F 3		KAW-8006R	
KAWASAKI	800	Z800 A (NON-ABS)	2013-16	KAW-8002F 2	KAW-8003F	KAW-8002R	
KAWASAKI	800	Z800 C (NON-ABS)	2013-16	KAW-8004F 2	KAW-8005F	KAW-8002R	
KAWASAKI	900	GPZ 900 R	1990-96		KAW-9008F		
KAWASAKI	900	GPZ 900 R & ZX 900 A1	1984-86	KAW-9001F 5		KAW-9001R	KAW-9001C
KAWASAKI	900	VN 900 (VULCAN CLASSIC)	2006-11	KAW-9010F 1		KAW-9010R	
KAWASAKI	900	ZX-9R	1994-97	KAW-9002F 3	KAW-9009F	KAW-9002R	KAW-9002C
KAWASAKI	900	ZX-9R	1998	KAW-9003F 3	KAW-9005F	KAW-9003R	
KAWASAKI	900	ZX-9R	1999-00	KAW-9004F 3	KAW-9005F	KAW-9004R	
KAWASAKI	900	ZX-9R	2001-02		KAW-9006F	KAW-9006R	
KAWASAKI	900	ZX-9R	2003-04		KAW-9007F	KAW-9007R	
KAWASAKI	1000	EL 1000 ELIMINATOR	1987	KAW-10001F 3			
KAWASAKI	1000	GPZ 1000 RX (ZX1000) A1-A3	1986-1988	KAW-10002F 5	KAW-10014F	KAW-10002R	KAW-10002C
KAWASAKI	1000	GTR 1000	1986	KAW-10003F 3	KAW-10015F	KAW-10003R	
KAWASAKI	1000	GTR 1000	1987-89		KAW-10016F		
KAWASAKI	1000	GTR 1000	1990-99	KAW-10007F 3	KAW-10017F	KAW-10007R	
KAWASAKI	1000	Z 1000	2003-06	KAW-10008F 2		KAW-10008R	
KAWASAKI	1000	Z 1000	2007-09	KAW-10019F 2	KAW-10020F	KAW-10019R	

Single numbers in the column FRONT identify number of lines in the kit | FRONT is OEM layout | RACE is 2 lines from Master Cylinder

MANUFACTURER	cc	MODEL	YEAR	FRONT	RACE	REAR	CLUTCH
KAWASAKI	1000	Z 1000	2010		KAW-10025F	KAW-10025R	
KAWASAKI	1000	Z 1000	2011			KAW-10025R	
KAWASAKI	1000	Z 1000 R		KAW-10004F	3	KAW-10004R	
KAWASAKI	1000	ZX 1000	1988-91	KAW-10005F	3	KAW-10018F	KAW-10005R KAW-10005C
KAWASAKI	1000	ZX-10R	2004-05	KAW-10009F	2	KAW-10010F	KAW-10009R
KAWASAKI	1000	ZX-10R	2006-07	KAW-10011F	2	KAW-10013F	KAW-10011R
KAWASAKI	1000	ZX-10R	2008-09	KAW-10021F	2	KAW-10022F	KAW-10021R
KAWASAKI	1000	ZX-10R	2010	KAW-10021F	2	KAW-10022F	
KAWASAKI	1000	ZX-10R (ABS)	2011-15	KAW-10026F	4		
KAWASAKI	1000	ZX-10R (Non ABS)	2011-15	KAW-10023F	2	KAW-10024F	KAW-10023R
KAWASAKI	1000	ZX-10R LSL Bars	2006-07	KAW-10012F	2		
KAWASAKI	1100	GPZ 1100 (Non ABS)	1996-97	KAW-11002F	3		KAW-11002R
KAWASAKI	1100	GPZ 1100 (ZX-1100) A1-A3	1983-1985	KAW-11001F	5		KAW-11001R
KAWASAKI	1100	GPZ 1100 B2		KAW-11003F	3		KAW-11003R
KAWASAKI	1100	Z 1100 R1	1984-86	KAW-11016F	3		KAW-11016R
KAWASAKI	1100	Z 1100 SHAFT HI-BAR	1981-83 (A 1-A 2)	KAW-11004F	3		KAW-11004R
KAWASAKI	1100	Z 1100 SHAFT STD-BAR	1981-83 (A 1-A 2)	KAW-11006F	3		KAW-11004R
KAWASAKI	1100	ZR 1100 ZEPHYR	1992				KAW-11005C
KAWASAKI	1100	ZR 1100 ZEPHYR	1993-97	KAW-11005F	3	KAW-11012F	KAW-11005R KAW-11005C
KAWASAKI	1100	ZRX 1100	1997-01	KAW-11011F	3		KAW-11011R KAW-11011C
KAWASAKI	1100	ZRX 1100	1997-01			KAW-11013F	
KAWASAKI	1100	ZZR 1100 / ZX-11	1990-1993	KAW-11009F	3	KAW-11014F	KAW-11009R KAW-11009C
KAWASAKI	1100	ZZR 1100 / ZX-11	1993-2001	KAW-11010F	3	KAW-11015F	KAW-11010R KAW-11010C
KAWASAKI	1200	ZRX 1200	2001				KAW-12002R KAW-12002C
KAWASAKI	1200	ZRX 1200	2003-04				KAW-12002R KAW-12002C
KAWASAKI	1200	ZRX 1200 R	2001-03	KAW-11011F	3	KAW-12002F	
KAWASAKI	1200	ZRX 1200 R	2001-06				KAW-12002R KAW-12002C
KAWASAKI	1200	ZRX 1200 S	2001-03	KAW-11011F	3	KAW-12002F	KAW-12002R KAW-12002C
KAWASAKI	1200	ZRX 1200 S	2004				KAW-12002R KAW-12002C
KAWASAKI	1200	ZX-12R	2001-06			KAW-12001F	KAW-12001R
KAWASAKI	1200	ZZR-1200	2002-05	KAW-12003F	3		KAW-12003R KAW-12003C
KAWASAKI	1300	ZG 1300	1987-90			KAW-13001F	KAW-13001R
KAWASAKI	1500	VN 1500 CLASSIC	1990-98	KAW-15001F	1		KAW-15001R
KAWASAKI	1500	VN 1500 CLASSIC / VULCAN	1988-96	KAW-15004F	1		KAW-15004R
KAWASAKI	1500	VN 1500 E CLASSIC	1998-99	KAW-15006F	2		KAW-15006R
KAWASAKI	1500	VN 1500 G	1998	KAW-15002F	3		
KAWASAKI	1500	VN 1500 G NOMAD	1998-99	KAW-15005F	1		KAW-15006R
KAWASAKI	1500	VN 1500 P MEANSTREAK	2002-03	KAW-15003F	3		KAW-15003R KAW-15003C
KAWASAKI	1600	VN 1500 MEANSTREAK	2004				KAW-15003R KAW-15003C
KAWASAKI	1600	VN 1600 MEANSTREAK	2005-06	KAW-16001F	2		KAW-15003R KAW-15003C
KAWASAKI	1600	VN 1600 MEANSTREAK	2007-08				KAW-15003R KAW-15003C
KAWASAKI	1700	VN 1700 Voyager	2009-14				KAW-17001R
KSR MOTO	125	CODE 125	2013-16	KSR-1001F	1		KSR-1001R
KSR MOTO	125	GRS 125	2015-16	KSR-1002F	1		KSR-1002R
KSR MOTO	125	TW 125	2015-16	KSR-1003F	1		KSR-1003R

Single numbers in the column FRONT identify number of lines in the kit | FRONT is OEM layout | RACE is 2 lines from Master Cylinder

MANUFACTURER	cc	MODEL	YEAR	FRONT	RACE	REAR	CLUTCH
KSR MOTO	125	WORX 125	2013-16	KSR-1004F 1		N/A	
KTM	125	RC 125 (ABS)	2014-18	KTM-1001F 2		KTM-1001R	
KTM	200	RC 200 (ABS)	2014	KTM-1001F 2		KTM-1001R	
KTM	250	RC 250	2015-17	KTM-1001F 2		KTM-1001R	
KTM	390	RC 390	2014-18	KTM-1001F 2		KTM-1001R	
KTM	390	RC 390 R	2018	KTM-1001F 2		KTM-1001R	
KTM	640	DUKE 640 MK2	2006	KTM-6001F 1		KTM-6001R	
KTM	690	DUKE III	2008-11			K01-2-017/P	
KTM	690	DUKE R	2010-11			K01-2-017/P	
KTM	990	SUPERDUKE 990	2006	KTM-9002F 2		KTM-9002R	
KTM	990	SUPERDUKE 990	2007-12	KTM-9002F 2		KTM-9002R	KTM-1101C
KTM	1190	RC8 & RC8 R	2008-15		KTM-11001F	K01-2-021/P	KTM-11001C
KTM	1290	Super Duke R	2014-16				KTM-11001C
LAVERDA	750	750 MODELS	1998	LAV-7002F 2		LAV-7002R	LAV-7002C
LAVERDA	750	GHOST MODELS	1998	LAV-7003F 2		LAV-7003R	LAV-7003C
LAVERDA	750	GHOST STRIKE	1998	LAV-7004F 2		LAV-7004R	LAV-7004C
LAVERDA	1000	JOTA MODELS		LAV-7001F 3		LAV-7001R	
MOTO-GUZZI	500	V50 MODELS		GUZ-5001F 2		GUZ-5001R	
MOTO-GUZZI	650	V65GT		GUZ-6001F 2		GUZ-6001R	
MOTO-GUZZI	1100	1100 DAYTONA		GUZ-11002F 3		GUZ-11002R	
MOTO-GUZZI	1100	1100 SPORT		GUZ-11001F 3		GUZ-11001R	
MZ	250	ETZ 250	1982-on	MZ-2001F 1			
MZ	660	660 ROADSTER		MZ-6001F 1		MZ-6001R	
MZ	660	660 SCORPION		MZ-6002F 1		MZ-6002R	
SUZUKI	50	ZR 50 SLK	1981 & 1982	SUZ-0001F 1			
SUZUKI	100	GP 100 X-ED	1981-86	SUZ-1011F 1			
SUZUKI	125	DR 125	1985-94	SUZ-1012F 1			
SUZUKI	125	GN 125	1995-97	SUZ-1001F 1			
SUZUKI	125	GP 125	1986	SUZ-1002F 1			
SUZUKI	125	GS 125 E	1997	SUZ-1009F 1			
SUZUKI	125	GS 125 S	1985	SUZ-1003F 1			
SUZUKI	125	GS 125 S	1986	SUZ-1004F 1			
SUZUKI	125	GT 125		SUZ-1005F 1			
SUZUKI	125	GZ 125 MARAUDER	1998-11	SUZ-1015F 1			
SUZUKI	125	RG 125	1986	SUZ-1006F 1			
SUZUKI	125	RG 125 F	1995-96	SUZ-1007F 1		SUZ-1007R	
SUZUKI	125	RG 125 LC	1992	SUZ-1010F 1			
SUZUKI	125	TS 125 R	1990-96	SUZ-1014F 1		SUZ-1014R	
SUZUKI	125	TS 125 X	1985-89	SUZ-1013F 1			
SUZUKI	185	GT 185	1974-77	SUZ-1008F 1			
SUZUKI	200	GT 200 X5	1979-81	SUZ-2013F 1			
SUZUKI	250	GN 250	1987-97	SUZ-2016F 1			
SUZUKI	250	GN 250	1997	SUZ-2011F 1			
SUZUKI	250	GS 250 T	1980-81	SUZ-2014F 1			
SUZUKI	250	GSX 250 EZ	1985	SUZ-2001F 2			

Single numbers in the column FRONT identify number of lines in the kit | FRONT is OEM layout | RACE is 2 lines from Master Cylinder

MANUFACTURER	cc	MODEL	YEAR	FRONT	RACE	REAR	CLUTCH
SUZUKI	250	GSX 250 R	1986	SUZ-2002F 1			
SUZUKI	250	GT 250	1974-77	SUZ-2003F 1			
SUZUKI	250	GT 250 X	1980-83	SUZ-2015F 1			
SUZUKI	250	GZ 250 MARAUDER	1999-11	SUZ-1015F 1			
SUZUKI	250	RG 250 F	1985-89		SUZ-2017F		
SUZUKI	250	RG 250 GAMMA	1983	SUZ-2004F 3		SUZ-2004R	
SUZUKI	250	RG 250 R GAMMA	1986-87	SUZ-2005F 5		SUZ-2005R	
SUZUKI	250	RG 250 WE GAMMA	1985	SUZ-2006F 5			
SUZUKI	250	RGV 250		SUZ-2007F 3		SUZ-2007R	
SUZUKI	250	RGV 250	1995-96	SUZ-2008F 3		SUZ-2008R	
SUZUKI	250	RGV 250 M	1991-96	SUZ-2009F 3	SUZ-2010F	SUZ-2010R	
SUZUKI	250	TS 250 X	1985-89	SUZ-2018F 1			
SUZUKI	250	TU 250 X	1998	SUZ-2012F 1			
SUZUKI	350	DR 350 S	1990-94	S01-1-040/P 1		SUZ-3002R	
SUZUKI	350	DR 350 SE	1995-99	SUZ-3003F 1		SUZ-3003R	
SUZUKI	380	GT 380	1974-77	SUZ-2003F 1			
SUZUKI	400	GN 400 T	1980-82	SUZ-4012F 1			
SUZUKI	400	GSF 400	1995		SUZ-4001F	SUZ-4001R	
SUZUKI	400	GSF400 BANDIT	1991	SUZ-4002F 2		SUZ-4002R	
SUZUKI	400	GSF400 BANDIT (Single Disc)	1991	SUZ-4015F 1		SUZ-4002R	
SUZUKI	400	GSX 400 E	1986	SUZ-4003F 2			
SUZUKI	400	GSX 400 EZ KATANA	1985	SUZ-4004F 2			
SUZUKI	400	GSX 400 F	1986	SUZ-4005F 5		SUZ-4005R	
SUZUKI	400	GSX 400 FZ KATANA	1985	SUZ-4006F 3		SUZ-4006R	
SUZUKI	400	GSX 400 FZ/D	1986	SUZ-4007F 4			
SUZUKI	400	GSX 400 T	1986	SUZ-4008F 1			
SUZUKI	400	GSXR 400 R & SLINGSHOT	1989-91	SUZ-4009F 3		SUZ-4009R	
SUZUKI	400	GSXR 400 R / SLINGSHOT	1998-99		SUZ-4011F	SUZ-4011R	
SUZUKI	400	GSXR 400 RR	1989-92		SUZ-4014F		
SUZUKI	450	GS 450 E	1986	SUZ-4010F 2			
SUZUKI	500	GS 500 E	1986	SUZ-5001F 1		SUZ-5001R	
SUZUKI	500	GS 500 E	1995-97	SUZ-5002F 1		SUZ-5002R	
SUZUKI	500	GS 500 F-K4 (Single Disc)	2004	SUZ-5008F 1		SUZ-5008R	
SUZUKI	500	RG 500	1985-89		SUZ-5013F	SUZ-5013R	
SUZUKI	500	RG 500	1986	SUZ-5003F			
SUZUKI	500	RG 500 MK6		SUZ-5004F 4		SUZ-5004R	
SUZUKI	550	GS 550 E	1980-81	SUZ-5009F 2		SUZ-5009R	
SUZUKI	550	GS 550 KATANA	1987	SUZ-5005F 3		SUZ-5005R	
SUZUKI	550	GS 550 L	1980-82	SUZ-5006F 3	SUZ-5011F	SUZ-5006R	
SUZUKI	550	GS 550 MX KATANA	1981	SUZ-5010F 2		SUZ-5010R	
SUZUKI	550	GSX 550	1985-88		SUZ-5012F		
SUZUKI	550	GSX 550 E/ES/EF	1986	SUZ-5007F 5		SUZ-5007R	
SUZUKI	600	DR 600	1984-87	SUZ-6029F 1			
SUZUKI	600	GSF 600 / 600S BANDIT	1995-04	SUZ-6013F 3	SUZ-6022F	SUZ-6013R	
SUZUKI	600	GSR 600	2006-08	SUZ-6027F 2	SUZ-6028F	SUZ-6027R	

Single numbers in the column FRONT identify number of lines in the kit | FRONT is OEM layout | RACE is 2 lines from Master Cylinder

MANUFACTURER	cc	MODEL	YEAR	FRONT	RACE	REAR	CLUTCH
SUZUKI	600	GSX 600 F	1988-97	SUZ-6011F 3		SUZ-6011R	
SUZUKI	600	GSX-R 600	1996-00	SUZ-6009F 2	SUZ-6030F	SUZ-6009R	
SUZUKI	600	GSX-R 600	2001-03	SUZ-6024F 2	SUZ-6017F	SUZ-6017R	
SUZUKI	600	GSX-R 600	2004-10	SUZ-6019F 2	SUZ-6026F	SUZ-6019R	
SUZUKI	600	GSX-R 600 'Brempo'	2011-19	SUZ-6045F 2	SUZ-6043F	SUZ-6045R	
SUZUKI	600	GSX-R 750 (non ABS)	2011-12		SUZ-6043F		
SUZUKI	600	RF 600 R	1993-96	SUZ-6012F 3	SUZ-6031F	SUZ-6012R	
SUZUKI	600	VS 600 GL INTRUDER	1995-97	SUZ-6032F 1			
SUZUKI	650	DL 650 V-STROM	2004-07	SUZ-6034F 2	SUZ-6018F	SUZ-6018R	
SUZUKI	650	GLADIUS	2009	SUZ-6039F 2	SUZ-6038F	SUZ-6038R	
SUZUKI	650	GS 650	1985	SUZ-6005F 5		SUZ-6005R	
SUZUKI	650	GS 650 G KATANA	1986-87	SUZ-6006F 3		SUZ-6006R	
SUZUKI	650	GS 650 GT	1981-85	SUZ-6007F 3	SUZ-6035F	SUZ-6007R	
SUZUKI	650	GS 650 GX KATANA	1981		SUZ-6033F	SUZ-6033R	
SUZUKI	650	GS 650 GZ KATANA	1988	SUZ-6014F 5		SUZ-6014R	
SUZUKI	650	GSF 650 BANDIT (Non ABS)	2005-06	SUZ-6023F 2		SUZ-6023R	
SUZUKI	650	GSF 650 BANDIT (Non ABS)	2007-09	SUZ-6041F 2	SUZ-6040F	SUZ-6042R	
SUZUKI	650	GSX 650 F	2008	SUZ-6036F 2	SUZ-6037F	SUZ-6036R	
SUZUKI	650	GSX 650 F	2009				SUZ-6044C
SUZUKI	650	LS 650 R SAVAGE	1995-97	SUZ-6008F 1			
SUZUKI	650	SV 650	2003-07	SUZ-6020F 2	SUZ-6021F	SUZ-6020R	S01-3-101
SUZUKI	650	SV 650	2008	SUZ-6020F 2	SUZ-6021F		S01-3-101
SUZUKI	650	SV 650 (S)	1999-02		SUZ-6025F		
SUZUKI	650	SV 650 (S)	2008	SUZ-6020F 2	SUZ-6021F		S01-3-101
SUZUKI	650	SV 650 (S) K3-K8	2003-07	SUZ-6020F 2	SUZ-6021F	SUZ-6020R	S01-3-101
SUZUKI	650	SV 650 X-K2	1999-02	SUZ-6015F 3	SUZ-6016F	SUZ-6015R	
SUZUKI	650	XF 650 FREEWIND	1997	SUZ-6010F 1		SUZ-6010R	
SUZUKI	750	DR 750 S	1988-90	SUZ-7024F 1			
SUZUKI	750	GS 750 E	1985	SUZ-7007F 3			
SUZUKI	750	GSR 750 (non ABS)	2011-12	SUZ-7038F 2	SUZ-7036F	SUZ-7037R	
SUZUKI	750	GSX 750	1997-02		SUZ-7023F	SUZ-7028R	
SUZUKI	750	GSX 750 E	1980-82		SUZ-7025F	SUZ-7025R	
SUZUKI	750	GSX 750 ES/EF	1986	SUZ-7001F 5		SUZ-7001R	
SUZUKI	750	GSX 750 F	1990-92	SUZ-7002F 3	SUZ-7026F	SUZ-7002R	
SUZUKI	750	GSX 750 F	1993-94		SUZ-7026F		
SUZUKI	750	GSX 750 F	1995-97	SUZ-7002F 3	SUZ-7026F	SUZ-7002R	
SUZUKI	750	GSX 750 F	1998-03		SUZ-7027F		
SUZUKI	750	GSX 750 SE KATANA	1985-86	SUZ-7005F 3	SUZ-7029F	SUZ-7005R	
SUZUKI	750	GSX-R 750	1987		SUZ-7031F		
SUZUKI	750	GSX-R 750	2004-10	SUZ-7021F 2	SUZ-7022F	SUZ-7021R	
SUZUKI	750	GSX-R 750	2011-19	SUZ-6045F 2	SUZ-6043F	SUZ-6045R	
SUZUKI	750	GSX-R 750 H	1985-86	SUZ-7004F 3	SUZ-7031F	SUZ-7004R	SUZ-7004C
SUZUKI	750	GSX-R 750 J	1988	SUZ-7008F 3	SUZ-7031F	SUZ-7008R	
SUZUKI	750	GSX-R 750 K	1989	SUZ-7009F 3	SUZ-7032F	SUZ-7009R	SUZ-7009C
SUZUKI	750	GSX-R 750 L	1990	SUZ-7010F 3	SUZ-7011F	SUZ-7010R	SUZ-7010C

Single numbers in the column FRONT identify number of lines in the kit | FRONT is OEM layout | RACE is 2 lines from Master Cylinder

MANUFACTURER	cc	MODEL	YEAR	FRONT	RACE	REAR	CLUTCH
SUZUKI	750	GSX-R 750 M	1990-91	SUZ-7012F 3	SUZ-7033F	SUZ-7012R	SUZ-7012C
SUZUKI	750	GSX-R 750 T-X	1996-99	SUZ-7018F 2	SUZ-7030F	SUZ-7018R	
SUZUKI	750	GSX-R 750 WN (Grey)	1992	SUZ-7015F 3	SUZ-7035F	SUZ-7015R	
SUZUKI	750	GSX-R 750 WP	1993		SUZ-7035F		
SUZUKI	750	GSX-R 750 WR	1994		SUZ-7034F		
SUZUKI	750	GSX-R 750 WS	1995	SUZ-7014F 2	SUZ-7034F	SUZ-7014R	
SUZUKI	750	GSX-R 750 Y-K3	2000-03	SUZ-7019F 2	SUZ-7020F	SUZ-7020R	
SUZUKI	750	GSX-R 750/3 (Japan import)	1991	SUZ-7016F 3		SUZ-7016R	SUZ-7016C
SUZUKI	750	GT 750	1974-77	SUZ-7037F 3			
SUZUKI	750	VS 750 INTRUDER	1986	SUZ-7017F 1			
SUZUKI	800	DR 800 S	1990-91	SUZ-8007F 1		SUZ-8007R	
SUZUKI	800	VL 800 INTRUDER	2005	SUZ-8005F 1			
SUZUKI	800	VS 800 GLP INTRUDER	1995-97	SUZ-8000F 1			
SUZUKI	800	VX 800	1991	SUZ-8001F 1		SUZ-8001R	
SUZUKI	800	VX 800	1995-96	SUZ-8002F 1		SUZ-8002R	
SUZUKI	800	VZ 800 MARAUDER	1997	SUZ-8004F 1			
SUZUKI	850	GS 850 GN-GG	1979-86		SUZ-8006F		
SUZUKI	850	GS 850 GN-GT	1979-80			SUZ-8006R	
SUZUKI	850	GS 850 GX/GZ	1986	SUZ-8003F 3		SUZ-8003R	
SUZUKI	900	RF 900 R	1994-98	SUZ-9001F 3	SUZ-9002F	SUZ-9001R	SUZ-9002C
SUZUKI	1000	DL 1000 V-STROM	2002-03		SUZ-10007F	SUZ-10007R	
SUZUKI	1000	DL 1000 V-STROM	2004-07	SUZ-10017F 2	SUZ-10007F	SUZ-10007R	
SUZUKI	1000	GS 1000	1982	SUZ-10004F 3		SUZ-10004R	
SUZUKI	1000	GS 1000 KATANA		SUZ-10001F 5		SUZ-10001R	
SUZUKI	1000	GS 1000 S KATANA	1985	SUZ-10002F 5		SUZ-10002R	
SUZUKI	1000	GSX-R 1000 (Brembo) L2-L6	2012-16	SUZ-10021F 2	SUZ-10020F	SUZ-10012R	
SUZUKI	1000	GSX-R 1000 (Brembo) L7	2017	SUZ-10023F 2	SUZ-10024F	SUZ-10023R	
SUZUKI	1000	GSX-R 1000 K1-K2	2001-02	SUZ-10013F 2	SUZ-10006F	SUZ-10006R	
SUZUKI	1000	GSX-R 1000 K3-K4	2003-04	SUZ-10013F 2	SUZ-10014F	SUZ-10008R	
SUZUKI	1000	GSX-R 1000 K5-K6	2005-06	SUZ-10011F 2	SUZ-10019F	SUZ-10011R	
SUZUKI	1000	GSX-R 1000 K7-K8	2007-08	SUZ-10018F 2	SUZ-10012F	SUZ-10018R	SUZ-10011C
SUZUKI	1000	GSX-R 1000 K9-L1	2009-11		SUZ-10012F 2	SUZ-10012R	
SUZUKI	1000	SV 1000 K3-K7	2003-07	SUZ-10009F 2	SUZ-10010F	SUZ-10009R	SUZ-10021C
SUZUKI	1000	SV 1000 S K3-K7	2003-07	SUZ-10009F 2	SUZ-10010F	SUZ-10009R	SUZ-10021C
SUZUKI	1000	TL 1000 R	1998-03	SUZ-10005F 2	SUZ-10015F	SUZ-10005R	SUZ-10005C
SUZUKI	1000	TL 1000 S	1997-03	SUZ-10003F 2	SUZ-10016F	SUZ-10003R	
SUZUKI	1100	GSX 1100 E	1984-88		SUZ-11018F		
SUZUKI	1100	GSX 1100 E/EF	1986	SUZ-11002F 3		SUZ-11002R	
SUZUKI	1100	GSX 1100 E/S KATANA	1985	SUZ-11003F 5		SUZ-11003R	
SUZUKI	1100	GSX 1100 EFE	1984-85	SUZ-11001F 3		SUZ-11001R	
SUZUKI	1100	GSX 1100 F	1988-94		SUZ-11019F		
SUZUKI	1100	GSX 1100 F	1995-96	SUZ-11004F 3		SUZ-11004R	
SUZUKI	1100	GSX 1100 F TOURER	1985	SUZ-11005F 3			
SUZUKI	1100	GSX 1100 FJ	1988	SUZ-11006F 3		SUZ-11006R	
SUZUKI	1100	GSX 1100 G	1991-94		SUZ-11020F		

Single numbers in the column FRONT identify number of lines in the kit | FRONT is OEM layout | RACE is 2 lines from Master Cylinder

MANUFACTURER	cc	MODEL	YEAR	FRONT	RACE	REAR	CLUTCH
SUZUKI	1100	GSX-R 1100 G	1986		SUZ-11013F	SUZ-11013R	
SUZUKI	1100	GSX-R 1100 H	1987	SUZ-11007F 3	SUZ-11008F	SUZ-11007R	SUZ-11007C
SUZUKI	1100	GSX-R 1100 J	1988	SUZ-11009F 3	SUZ-11010F	SUZ-11009R	
SUZUKI	1100	GSX-R 1100 K SLINGSHOT	1989	SUZ-11011F 3		SUZ-11011R	SUZ-11011C
SUZUKI	1100	GSX-R 1100 L	1990	SUZ-11012F 3		SUZ-11012R	
SUZUKI	1100	GSX-R 1100 M	1991	SUZ-11014F 3	SUZ-11021F	SUZ-11014R	SUZ-11014C
SUZUKI	1100	GSX-R 1100 N	1992	SUZ-11014F 3	SUZ-11021F	SUZ-11014R	SUZ-11014C
SUZUKI	1100	GSX-R 1100 WP-WR	1993-94		SUZ-11022F		
SUZUKI	1100	GSX-R 1100 WS-WT	1995-96	SUZ-11017F 2	SUZ-11022F	SUZ-11017R	
SUZUKI	1200	GSF 1200 (S) BANDIT	1996-00	SUZ-12001F 3	SUZ-12008F	SUZ-12001R	SUZ-12001C
SUZUKI	1200	GSF 1200 (S) BANDIT (Non ABS)	2001-06	SUZ-12003F 3	SUZ-12004F	SUZ-12002R	SUZ-12002C
SUZUKI	1250	GSF 1250 BANDIT (Non ABS)	2007-09	SUZ-12007F 2	SUZ-12006F	SUZ-12006R	
SUZUKI	1300	GSX 1300 B-KING	2008	SUZ-13005F 2	SUZ-13006F	SUZ-13005R	
SUZUKI	1300	GSX 1300-R HAYABUSA	1999-07	SUZ-13002F 2	SUZ-13001F	SUZ-13001R	SUZ-13001C
SUZUKI	1300	GSX 1300-R HAYABUSA	2008	SUZ-13007F 2		SUZ-13003R	
SUZUKI	1400	GSX 1400	2002-08	SUZ-14003F 3	SUZ-14004F	SUZ-14003R	SUZ-14003C
SUZUKI	1400	INTRUDER 1400	1992	SUZ-14001F 1			
SUZUKI	1400	VS 1400 GL INTRUDER	1997-99	SUZ-14005F 1			
SUZUKI	1400	VS 1400 GLP INTRUDER	1995-97	SUZ-14002F 1			
SUZUKI	1500	BOULEVARD C90	2007-09	SUZ-15003F 3	SUZ-15002F	SUZ-15002R	
SUZUKI	1500	VL 1500 LC INTRUDER	1998	SUZ-15001F 1			
SUZUKI	1800	BOULEVARD M109R / M109R2	2006-09	SUZ-18002F 3	SUZ-18001F	SUZ-18001R	
SUZUKI	1800	INTRUDER M1800R / M1800R2	2006-09	SUZ-18002F 3	SUZ-18001F	SUZ-18001R	
TRIUMPH	600	DAYTONA 600	2002-04		TRI-6002F		
TRIUMPH	600	SPEED FOUR	2003-05		TRI-6002F	TRI-6001R	
TRIUMPH	600	TT 600	2000-03		TRI-6001F	TRI-6001R	
TRIUMPH	675	DAYTONA 675	2006-10		TRI-6003F	TRI-6003R	
TRIUMPH	675	DAYTONA 675	2011-13			TRI-6003R	
TRIUMPH	675	DAYTONA 675 R (BREMBO)	2011-13	2	TRI-6004F		
TRIUMPH	675	STREET TRIPLE	2008		TRI-6003F	TRI-6003R	
TRIUMPH	750	DAYTONA 750	1991-93		TRI-7002F	TRI-7002R	
TRIUMPH	750	TRIDENT 750	1996-97	TRI-7001F 3		TRI-7001R	
TRIUMPH	790	BONNEVILLE	2001-07	TRI-8001F 1		TRI-8003R	
TRIUMPH	790	BONNEVILLE AMERICA	2002-06	TRI-8002F 1		TRI-8002R	
TRIUMPH	790	BONNEVILLE T100	2002-04	TRI-8001F 1		TRI-8003R	
TRIUMPH	790	SPEEDMASTER (CARB)	2002-04	TRI-8004F 2	TRI-8005F	TRI-8002R	
TRIUMPH	865	BONNEVILLE AMERICA (CARB)	2007	TRI-8002F 1		TRI-8002R	
TRIUMPH	865	BONNEVILLE AMERICA EFI SN <435933	2008-16	TRI-8002F 1		TRI-8002R	
TRIUMPH	865	BONNEVILLE SE	2009-13	TRI-8003F 3		TRI-8003R	
TRIUMPH	865	BONNEVILLE T100 S/N <437493	2005-16	TRI-8001F 1		TRI-8003R	
TRIUMPH	865	BONNEVILLE T100 S/N 437493+	2011-16			TRI-8003R	
TRIUMPH	865	SPEEDMASTER (CARB)	2005-07	TRI-8004F 2	TRI-8005F	TRI-8002R	
TRIUMPH	865	SPEEDMASTER (EFI)	2008-10			TRI-8002R	
TRIUMPH	865	SPEEDMASTER (EFI) (SERIAL No. 469049 & BELOW)	2011-15			TRI-8002R	
TRIUMPH	865	SPEEDMASTER (EFI) (SERIAL No. 469050 & ABOVE)	2011-17			TRI-8002R	

Single numbers in the column FRONT identify number of lines in the kit | FRONT is OEM layout | RACE is 2 lines from Master Cylinder

MANUFACTURER	cc	MODEL	YEAR	FRONT	RACE	REAR	CLUTCH
TRIUMPH	900	ADVENTURER 900	1997	TRI-9006F 1		TRI-9006R	
TRIUMPH	900	BONNEVILLE T100 S/N <437492	2017-19	TRI-8001F 1		TRI-8003R	
TRIUMPH	900	BONNEVILLE T100 S/N 437493+	2017-19			TRI-8003R	
TRIUMPH	900	DAYTONA 900	1992-97		TRI-9021F	TRI-9021R	
TRIUMPH	900	LEGEND 900	1998-01	TRI-9020F 1		TRI-9020R	
TRIUMPH	900	SPEEDMASTER	2003-04		TRI-9015F		
TRIUMPH	900	SPRINT 900	1994-97	TRI-9001F 3	TRI-9008F	TRI-9001R	
TRIUMPH	900	SPRINT RS	1999-02		TRI-9010F	TRI-9010R	
TRIUMPH	900	SPRINT SPORT / EXECUTIVE	1998		TRI-9009F	TRI-9009R	
TRIUMPH	900	THRUXTON	2004-12	TRI-9024F 1		TRI-9024R	
TRIUMPH	900	THUNDERBIRD 900	1995-97	TRI-9002F 1		TRI-9002R	
TRIUMPH	900	THUNDERBIRD 900	2004-05	TRI-9023F 1		TRI-9023R	
TRIUMPH	900	THUNDERBIRD 900 (Low Bar)	1995-02	TRI-9011F 1			
TRIUMPH	900	THUNDERBIRD SPORT	1998-02	TRI-9012F 2			
TRIUMPH	900	TIGER 900	1993-99	TRI-9003F 3	TRI-9013F	TRI-9003R	
TRIUMPH	900	TRIDENT 900	1991-98	TRI-9004F 3	TRI-9014F	TRI-9014R	TRI-9004C
TRIUMPH	900	TROPHY 900	1994-98	TRI-9005F 3	TRI-9007F	TRI-9007R	
TRIUMPH	955	SPEED TRIPLE	1994-96		TRI-9018F	TRI-9018R	
TRIUMPH	955	SPEED TRIPLE 955i	1999-04			TRI-9019R	
TRIUMPH	955	SPEED TRIPLE T509	1997-98		TRI-9019F	TRI-9019R	
TRIUMPH	955	TIGER 955i	2001-07	TRI-9025F 2	TRI-9016F	TRI-9016R	
TRIUMPH	1000	DAYTONA 1000	1991-93	TRI-10001F 2		TRI-10001R	
TRIUMPH	1200	DAYTONA 1200	1992-97	TRI-12001F 3	TRI-12004F	TRI-12001R	
TRIUMPH	1200	TROPHY 1200	1996-03	TRI-12002F 3	TRI-12003F	TRI-12003R	
YAMAHA	50	FS1E-DX		YAM-1001F 1			
YAMAHA	50	PW 50	1981-20			Y01-2-039	
YAMAHA	50	PW 50	2000-20	Y01-1-039			
YAMAHA	50	RD 50 MX		YAM-1002F 1			
YAMAHA	80	RD 80 MX		YAM-1003F 1			
YAMAHA	125	DT 125 R	1990	YAM-1004F 1		YAM-1004R	
YAMAHA	125	RD 125 LC	1986	YAM-1005F 1			
YAMAHA	125	SR 125	1995-97	YAM-1006F 1			
YAMAHA	125	TDR 125	1995-96	YAM-1007F 1		YAM-1007R	
YAMAHA	125	TZR 125	1987	YAM-1008F 1		YAM-1008R	
YAMAHA	125	TZR 125	1993	YAM-1009F 1		YAM-1009R	
YAMAHA	125	TZR 125 R	1995-97	YAM-1010F 1		YAM-1010R	
YAMAHA	125	XV 125 VIRAGO	1997	YAM-1012F 1			
YAMAHA	125	XVS 125 DRAGSTAR	2000-04	YAM-1015F 1			
YAMAHA	125	YBR 125	2006-07	YAM-1013F 1			
YAMAHA	125	YZF-R	2008-14	YAM-1014F 1		YAM-1014R	
YAMAHA	225	XT 225	1986	YAM-1011F 1			
YAMAHA	240	TDR 240	1988-90	YAM-2002F 1		YAM-2002R	
YAMAHA	250	RD 250 LC		YAM-2001F 1			
YAMAHA	250	TDR 250	1988-90	YAM-2002F 1		YAM-2002R	
YAMAHA	250	TZ 250	1990		YAM-2003F		

Single numbers in the column FRONT identify number of lines in the kit | FRONT is OEM layout | RACE is 2 lines from Master Cylinder

MANUFACTURER	cc	MODEL	YEAR	FRONT	RACE	REAR	CLUTCH
YAMAHA	250	TZ 250	1991	YAM-2004F 2		YAM-2004R	
YAMAHA	250	TZR 250	1987	YAM-2005F 1		YAM-2005R	
YAMAHA	250	XS 250 SE	1980-85	YAM-2007F 1			
YAMAHA	250	XT 250	1986-90	YAM-3004F 1			
YAMAHA	250	XV 250 S VIRAGO	1995-97	YAM-2006F 1			
YAMAHA	300	YZF R3	2015-20			YAM-3005R	
YAMAHA	350	RD 350 LC		YAM-3003F 2			
YAMAHA	350	RD 350 LC		YAM-3002F 3			
YAMAHA	350	RD 350 YVPS POWERVALVE	1985-86	YAM-3001F 3		YAM-3001R	
YAMAHA	350	XT 350	1985-01	YAM-3004F 1		YAM-3004R	
YAMAHA	400	FZR 400 EXUP	1985-89		1	YAM-4008R	
YAMAHA	400	FZR 400 MODELS			YAM-4007F		
YAMAHA	400	FZR 400 RR	1992-96	YAM-4001F 3	YAM-4009F	YAM-4001R	
YAMAHA	400	FZR 400 RR EXUP	1995	YAM-4002F 3		YAM-4002R	
YAMAHA	400	FZR 400 RR SP	1991-92		YAM-4010F		
YAMAHA	400	FZR 400 SP		YAM-4003F 3		YAM-4003R	
YAMAHA	400	RD 400 E		YAM-4004F 1		YAM-4004R	
YAMAHA	400	RD 400 F		YAM-4005F 1		YAM-4005R	
YAMAHA	400	XS 400 SE		YAM-4006F 2			
YAMAHA	500	RD 500 LC		YAM-5001F 5		YAM-5001R	
YAMAHA	500	SR 500		YAM-5002F 2			
YAMAHA	535	XV 535 S VIRAGO	1995-97	YAM-5004F 1			
YAMAHA	535	XV 535 VIRAGO	1991	YAM-5009F 1			
YAMAHA	535	XV 535 VIRAGO	1995-97	YAM-5003F 1			
YAMAHA	550	XJ 550	1981-85	YAM-5005F 3	YAM-5007F		
YAMAHA	550	XZ 550	1982-85	YAM-5006F 3	YAM-5008F		
YAMAHA	600	FZ 600		YAM-6001F 3		YAM-6001R	
YAMAHA	600	FZ 600	1987-88		YAM-6033F		
YAMAHA	600	FZ6 N / FZ6	2006-08	YAM-6028F 2	YAM-6029F	YAM-6028R	
YAMAHA	600	FZR 600			YAM-6002F	YAM-6002R	
YAMAHA	600	FZR 600	1994-on		YAM-6004F	YAM-6004R	
YAMAHA	600	FZR 600 GENESIS	1991-94	YAM-6003F 3	YAM-6034F	YAM-6003R	
YAMAHA	600	FZS 600 FAZER	1998	YAM-6016F 3	YAM-6035F	YAM-6016R	
YAMAHA	600	FZS 600 FAZER	1999-03		YAM-6035F		
YAMAHA	600	FZS 600 FAZER	2004-05	YAM-6022F 3	YAM-6023F	YAM-6022R	
YAMAHA	600	FZS 600 FAZER (Faired)	2002-04	YAM-6019F 2			
YAMAHA	600	FZS 600 FAZER (Naked)	2002-04	YAM-6018F 2		YAM-6018R	
YAMAHA	600	MT 03	2006-08	YAM-6030F 2	YAM-6031F	YAM-6030R	
YAMAHA	600	SRX 600	1986	YAM-6005F 3	YAM-6036F	YAM-6005R	
YAMAHA	600	SRX 600	1987-88		YAM-6036F		
YAMAHA	600	XJ 600 (FJ)	1985	YAM-6006F 3		YAM-6006R	
YAMAHA	600	XJ 600 (FJ)	1986	YAM-6007F 3		YAM-6007R	
YAMAHA	600	XJ 600 N/S DIVERSION (Single Disc)	1995-97	YAM-6008F 1		YAM-6008R	
YAMAHA	600	XJ 600 N/S DIVERSION (Twin Disc)	1998-00		YAM-6015F	YAM-6015R	
YAMAHA	600	XJ6 / DIVERSION (Non ABS)	2009	YAM-6042F 2	YAM-6041F	YAM-6041R	

Single numbers in the column FRONT identify number of lines in the kit | FRONT is OEM layout | RACE is 2 lines from Master Cylinder

MANUFACTURER	cc	MODEL	YEAR	FRONT	RACE	REAR	CLUTCH
YAMAHA	600	XJ6F (ABS)	2010-15	YAM-6045F 3		YAM-6045R	
YAMAHA	600	XJ6F (Non ABS)	2010-15	YAM-6043F 2	YAM-6044F	YAM-6043R	
YAMAHA	600	XT 600 E	1993-03	YAM-6038F 1		YAM-6038R	
YAMAHA	600	XT 600 TENERE	1986-90	YAM-6037F 1		YAM-6037R	
YAMAHA	600	YZF 600 R THUNDERCAT	1996-97		YAM-6009F	YAM-6009R	
YAMAHA	600	YZF R6	1999-02		YAM-6014F	YAM-6014R	
YAMAHA	600	YZF R6	2003-05	YAM-6020F 2	YAM-6021F	YAM-6020R	
YAMAHA	600	YZF R6	2006-16	YAM-6027F 2	YAM-6026F	YAM-6026R	
YAMAHA	600	YZF R6	2017-20	YAM-6048F 4	YAM-6047F	YAM-6048R	
YAMAHA	650	XJ 650	1980-84		YAM-6039F		
YAMAHA	650	XJ 650 TURBO		YAM-6010F 3			
YAMAHA	650	XJ 650 TURBO	1982-85		YAM-6040F		
YAMAHA	650	XVS 650 DRAGSTAR	1997	YAM-6013F 1			
YAMAHA	650	XVS 650 DRAGSTAR	1998-05	YAM-6032F 1			
YAMAHA	660	SZR 660	1996-97	YAM-6011F 1		YAM-6011R	
YAMAHA	660	XT 660 X	2011-13	Y01-1-074/P 1		Y01-2-036/P	
YAMAHA	660	XT 660 Z TENERE	1995-97	YAM-6012F 1		YAM-6012R	
YAMAHA	660	XT 660 Z TENERE	2008-15	YAM-6046F 3		YAM-6046R	
YAMAHA	700	700 TRACER (ABS)	2016-17	YAM-7018F 3	YAM-7019F	YAM-7018R	
YAMAHA	700	MT-07 (Non ABS)	2014-15	YAM-7016F 2	YAM-7017F	YAM-7016R	
YAMAHA	750	FZ 750	1985-86	YAM-7001F 3	YAM-7009F	YAM-7001R	YAM-7001C
YAMAHA	750	FZ 750	1987		YAM-7010F		
YAMAHA	750	FZ 750	1988	YAM-7002F 3	YAM-7010F	YAM-7002R	YAM-7002C
YAMAHA	750	FZR 750		YAM-7003F 3		YAM-7003R	
YAMAHA	750	FZR 750	1989-92		YAM-7011F		
YAMAHA	750	FZR 750 R OWO1		YAM-7004F 2		YAM-7004R	
YAMAHA	750	FZX 750	1987-89		YAM-7012F	YAM-7012R	
YAMAHA	750	TZ 750 F			YAM-7005F	YAM-7005R	
YAMAHA	750	XTZ 750 SUPER TENERE	1989-96		YAM-7013F	YAM-7013R	
YAMAHA	750	XV 750 VIRAGO	1995-96	YAM-7006F 3	YAM-7014F		YAM-7006C
YAMAHA	750	XV 750 VIRAGO	1992-94		YAM-7014F		YAM-7006C
YAMAHA	750	XV 750 VIRAGO	1997		YAM-7014F		YAM-7006C
YAMAHA	750	YZF 750-R	1995-97		YAM-7007F	YAM-7007R	YAM-7007C
YAMAHA	750	YZF 750-SP	1995-97		YAM-7007F	YAM-7007R	YAM-7007C
YAMAHA	750	YZF-R7	1999-02		YAM-7015F	YAM-7015R	
YAMAHA	800	FZ8	2011-12	YAM-8006F 3	YAM-8007F	YAM-8006R	
YAMAHA	850	FZ 09 (Non ABS)	2014-15	YAM-8011F 2	YAM-8012F	YAM-8011R	
YAMAHA	850	MT-09 (ABS)	2014-15	YAM-8009F 4		YAM-8009R	
YAMAHA	850	MT-09 (Non ABS)	2014-15	YAM-8008F 2	YAM-8010F	YAM-8008R	
YAMAHA	850	TDM 850	1991-1994	YAM-8002F 3		YAM-8002R	
YAMAHA	850	TDM 850	1995	YAM-8002F 3		YAM-8003R	
YAMAHA	850	TDM 850	1996-01		YAM-8003F	YAM-8003R	
YAMAHA	850	TRX 850	1996-00	YAM-8013F 2	YAM-8004F	YAM-8004R	
YAMAHA	850	XS 850		YAM-8005F 3		YAM-8005R	
YAMAHA	900	TDM 900	2002-06	YAM-9005F 2	YAM-9006F	YAM-9005R	

Single numbers in the column FRONT identify number of lines in the kit | FRONT is OEM layout | RACE is 2 lines from Master Cylinder

MANUFACTURER	cc	MODEL	YEAR	FRONT	RACE	REAR	CLUTCH
YAMAHA	900	XJ 900	1984-85	YAM-9001F 5	YAM-9007F	YAM-9007R	
YAMAHA	900	XJ 900 F	1985		YAM-9008F		
YAMAHA	900	XJ 900 F	1986-87	YAM-9003F 3	YAM-9008F	YAM-9003R	
YAMAHA	900	XJ 900 F	1988-90		YAM-9008F		
YAMAHA	900	XJ 900 F	1991	YAM-9004F 3	YAM-9008F	YAM-9004R	
YAMAHA	900	XJ 900 F	1992-94		YAM-9008F		
YAMAHA	900	XJ 900 S DIVERSION	1995-01	YAM-9002F 2		YAM-9002R	
YAMAHA	950	XVS 950 BOLT	2014-20	YAM-9009F 1		YAM-9009R	
YAMAHA	1000	FZ1 & FZ1 FAZER	2006	YAM-10017F 2	YAM-10018F	YAM-10017R	
YAMAHA	1000	FZ1 FAZER 1000	2007-09	YAM-10025F 2	YAM-10026F	YAM-10025R	
YAMAHA	1000	FZR 1000 EXUP	1989		YAM-10001F	YAM-10001R	YAM-10001C
YAMAHA	1000	FZR 1000 EXUP	1990-95		YAM-10002F	YAM-10002R	YAM-10002C
YAMAHA	1000	FZR 1000 EXUP	1991	YAM-10003F 3		YAM-10003R	YAM-10003C
YAMAHA	1000	FZR 1000 GENESIS	1987-88	YAM-10004F 3	YAM-10019F	YAM-10004R	YAM-10004C
YAMAHA	1000	FZR 1000-R EXUP	1995		YAM-10005F	YAM-10005R	
YAMAHA	1000	FZS 1000 FAZER EXUP	2002-04	YAM-10010F 3	YAM-10011F	YAM-10011R	
YAMAHA	1000	FZS 1000 FAZER EXUP	2005	YAM-10010F 3	YAM-10011F	YAM-10016R	
YAMAHA	1000	GTS 1000	1990-96	YAM-10006F 3		YAM-10006R	
YAMAHA	1000	XV 1000 TR1	1981-85		YAM-10020F		
YAMAHA	1000	XV 1000 VIRAGO	1986	YAM-10007F 3	YAM-10021F		
YAMAHA	1000	XV 1000 VIRAGO	1987-89		YAM-10021F		
YAMAHA	1000	YFZ 1000 R THUNDERACE	1996-00		YAM-10008F	YAM-10008R	YAM-10008C
YAMAHA	1000	YZF R1	1998-03		YAM-10009F	YAM-10009R	
YAMAHA	1000	YZF R1	2004-05	YAM-10012F 3	YAM-10013F	YAM-10012R	
YAMAHA	1000	YZF R1	2006	YAM-10012F 3	YAM-10013F	YAM-10014R	
YAMAHA	1000	YZF R1	2007-08	YAM-10024F 2	YAM-10023F	YAM-10023R	
YAMAHA	1000	YZF R1	2009-11	YAM-10028F 2	YAM-10027F	YAM-10027R	
YAMAHA	1000	YZF R1	2015-17	YAM-10031F 5		YAM-10031R	
YAMAHA	1000	YZF R1	2018-19	YAM-10031F 5			
YAMAHA	1000	YZF R1	2020	YAM-10033F 4	YAM-10032F (5)	YAM-10033R	
YAMAHA	1000	YZF R1 'SUPER SPORTS'	2012-14	YAM-10029F 3	YAM-10030F	YAM-10029R	
YAMAHA	1100	BT 1100 BULLDOG	2002-07	YAM-11004F 3	YAM-11005F	YAM-11004R	
YAMAHA	1100	FJ 1100	1985-86	YAM-11001F 5		YAM-11001R	YAM-11001C
YAMAHA	1100	XS 1100 S	1997-on	YAM-11002F 3		YAM-11002R	
YAMAHA	1100	XV 1100 VIRAGO	1988-95	YAM-7006F	YAM-7014F		YAM-7006C
YAMAHA	1100	XV 1100 VIRAGO	1996-99	YAM-11003F	YAM-10022F		YAM-7006C
YAMAHA	1100	XVS 1100 DRAGSTAR	1999-00		2 YAM-11008F	YAM-11008R	
YAMAHA	1100	XVS 1100 DRAGSTAR	2001-09	YAM-11007F 2	YAM-11008F	YAM-11008R	
YAMAHA	1200	FJ 1200	1985-86	YAM-12001F 5		YAM-12001R	YAM-12001C
YAMAHA	1200	FJ 1200	1990	YAM-12002F 3		YAM-12002R	
YAMAHA	1200	FJ 1200	1994	YAM-12003F 3			
YAMAHA	1200	FJ 1200 (Non antidive / ABS)	1988-99		YAM-12007F		YAM-12007C
YAMAHA	1200	V-MAX	1985-07	YAM-12004F 3	YAM-12006F	YAM-12004R	YAM12004C
YAMAHA	1200	XJR 1200	1995-97		YAM-12005F	YAM-12005R	YAM-12005C
YAMAHA	1300	FJR 1300	2000-05		YAM-13004F	YAM-13004R	

Single numbers in the column FRONT identify number of lines in the kit | FRONT is OEM layout | RACE is 2 lines from Master Cylinder

MANUFACTURER	cc	MODEL	YEAR	FRONT	RACE	REAR	CLUTCH
YAMAHA	1300	XJR 1300	1999-03		YAM-13003F	YAM-13003R	YAM-13003C
YAMAHA	1300	XJR 1300	2004-13		YAM-13007F	YAM-13007R	YAM-13007C
YAMAHA	1300	XVS MIDNIGHT STAR	2011-14	YAM-13008F 3			
YAMAHA	1300	XVZ 1300 A ROYAL STAR	1996-01	YAM-13001F 3	YAM-13005F	YAM-13001R	
YAMAHA	1300	XVZ 1300 AT CLASSIC	1996-00	YAM-13001F 3	YAM-13005F	YAM-13001R	
YAMAHA	1300	XVZ 1300 LT ROYAL STAR TOUR	1997-01	YAM-13001F 3	YAM-13005F	YAM-13001R	
YAMAHA	1300	XVZ 1300 TF VENTURE STAR	1999-10		YAM-13006F	YAM-13006R	
YAMAHA	1600	XV 1600A WILD STAR	2000-02		YAM-16001F	YAM-16001R	
YAMAHA	1700	MT 01	2005-08	YAM-17001F 2		YAM-17001R	YAM-17001C
YAMAHA	1700	XV 1700 ROAD STAR WARRIOR	2002-03	YAM-17002F 2		YAM-17002R	
YAMAHA	1700	XV 1700 ROAD STAR WARRIOR	2004-05	YAM-17003F 2		YAM-17002R	
YAMAHA	1700	XV 1700 ROAD STAR WARRIOR	2006-09			YAM-17002R	
YAMAHA	1900	XV 1900 RAIDER	2008-17	YAM-19001F 3			YAM-19001C
YAMAHA	1900	XV 1900 RAIDER S	2008-15	YAM-19001F 3			YAM-19001C

Performance
Safety
Quality
Style

Venhill Engineering Ltd. 21 Ranmore Road, Dorking, Surrey, RH4 1HE
Tel: +44 (0) 1306 885111 www.venhill.co.uk Email: info@venhill.co.uk
Registered Office: 21 Ranmore Road, Dorking, Surrey RH4 1HE U.K. Reg No. 00992104

Powerhose Plus Cruz Tools Magura Featherlight



Road motorbike cables Standard & Braided

- ▶ Stainless steel braided outers
or
- ▶ Standard outers in black & colours
- ▶ Metric Cruisers
- ▶ Naked Bikes
- ▶ If not listed can be made if original cable is supplied



Cables can be made in a range of colours. (Subject to availability)



Example Push Pull cable in Black Conduit

Numbering system for cables

Y01-1-001 - BL

Manufacturer

Cable number

Cable Colour

BK - Black

BL - Blue

GR - Green

GY - Grey

OR - Orange

RD - Red

WT - White

YE - Yellow

- 1 = front brake**
- 2 = rear brake**
- 3 = clutch**
- 4 = throttle**
- 5 = choke**
- 6 = decompression**
- 7 = speedo**
- 8 = tacho**
- 10 = oil pump**
- 11 = power valve**
- 12 = seat lock**

Check out our resources section online at

www.venhill.co.uk

for more information about the products we can offer

Manufacturer, Model, CC & Year		CLUTCH (add /B for braided cable)	THROTTLE STANDARD	THROTTLE BRAIDED	888 TWISTGRIP (Add A or remove /888 for cables only)	600A TWISTGRIP (remove A or /B for cables only)	CHOKE/ STARTER STANDARD	CHOKE/ STARTER BRAIDED
BMW								
F650	650 1993-00	B03-3-109						
F650 ST	650 1997-00	B03-3-109						
F650 GS	650 1999-07	B03-3-116						
F650 GS	800 2008-12	B03-3-111						
F800 GS	800 2006-12	B03-3-115						
F800 GS	800 2013-15	B03-3-112						
F800 GT (90BHP)	800 2013-18	B03-3-114						
F800 GT (33BHP)	800 2013-16	B03-3-114						
F800 R (87BHP, ABS)	800 2009-12	B03-3-117						
F800 R (87BHP, ABS)	800 2013-18	B03-3-114						
F800 R (87BHP, Non-ABS)	800 2009-12	B03-3-117						
F800 R (87BHP, Non-ABS)	800 2013-14	B03-3-114						
F800 R (34BHP, ABS)	800 2009-12	B03-3-117						
F800 R (34BHP, ABS)	800 2013-14	B03-3-114						
F800 R (34BHP, Non-ABS)	800 2009-12	B03-3-117						
F800 R (34BHP, Non-ABS)	800 2013-14	B03-3-114						
R850 R (ABS)	850 1993-02	B03-3-107						
R850 R (NON-ABS)	850 1993-02	B03-3-107						
R850 RT (ABS)	850 1994-01	B03-3-107						
R850 RT (NON-ABS)	850 1994-01	B03-3-107						
S1000 R	1000 2016-17	B03-3-113						
S1000 RR	1000 2010				B03-4-130/888			
S 1000 XR	1000 2015-19	B03-3-118						
R1100 GS	1100 1994-07	B03-3-107						
R1100 R (ABS)	1100 1993-02	B03-3-107						

Manufacturer, Model, CC & Year	CLUTCH (add /B for braided cable)	THROTTLE STANDARD	THROTTLE BRAIDED	888 TWISTGRIP (Add A or remove /888 for cables only)	600A TWISTGRIP (remove A or /B for cables only)	CHOKE/ STARTER STANDARD	CHOKE/ STARTER BRAIDED
R1100 R (NON-ABS)	1100 1993-02	B03-3-107					
R1100 RT (ABS)	1100 1994-01	B03-3-107					
R1100 RT (NON-ABS)	1100 1994-01	B03-3-107					
R1100 RT (ABS)	1100 1996-01					B03-5-106	
R1100 RT (NON-ABS)	1100 1996-01					B03-5-106	
BUELL							
S1 LIGHTNING	1200 1996-98		B04-4-102				
S3 THUNDERBOLT	1200 1997-98		B04-4-102				
S3T THUNDERBOLT	1200 1997-98		B04-4-102				
M2 CYCLONE	1200 1997-98		B04-4-102				
CCM							
CR 40 Café Racer	400 2007		C01-4-032				
CAGIVA							
Raptor 650	650 2001-05	C06-3-100					
Navigator	1000 2000-05	C06-3-101					
DUCATI							
Monster 400	400 2001-02		D02-4-117				
Monster 600	600 2001		D02-4-117				
Monster 620	620 2002-06		D02-4-115			D02-5-100	
Monster 620 S	620 2002-03		D02-4-115			D02-5-100	
Monster 620 Dark	620 2005-06		D02-4-115			D02-5-100	
Monster 695	695 2007		D02-4-115			D02-5-100	
Monster 696 (Non-ABS)	696 2008-10					D02-5-101	
Monster 696 (Non-ABS)	696 2011		D02-4-114			D02-5-101	
Monster 696 (ABS)	696 2011					D02-5-101	

Manufacturer, Model, CC & Year		CLUTCH (add /B for braided cable)	THROTTLE STANDARD	THROTTLE BRAIDED	888 TWISTGRIP (Add A or remove /888 for cables only)	600A TWISTGRIP (remove A or /B for cables only)	CHOKE/ STARTER STANDARD	CHOKE/ STARTER BRAIDED
Monster 696 (ABS)	696 2012-14		D02-4-114				D02-5-101	
748	748 2000-02		D02-4-118					
Monster 750	750 2000-01		D02-4-117					
Monster 750	750 2002		D02-4-115				D02-5-100	
Hypermotard	796 2010-12		D02-4-116					
Monster 796	796 2011-14		D02-4-114					
S2R	800 2005-07		D02-4-115				D02-5-100	
M900 Monster	900 1996		D02-4-117					
M900 Monster	900 2002		D02-4-115				D02-5-100	
ST4	916 1999-03		D02-4-119					
996 Monoposto	996 2000		D02-4-118					
996 Biposto	996 2000-01		D02-4-118					
996 S	996 2000-01		D02-4-118					
ST4S (NON-ABS)	996 2002-03		D02-4-119				D02-5-102	
ST4S (ABS)	996 2003		D02-4-119				D02-5-102	
S2R	1000 2006-08		D02-4-115					
Monster 1100	1100 2009-10		D02-4-113					
Hypermotard	1100 2008-09		D02-4-120					
Hypermotard	1100 2010-12		D02-4-116					
Hypermotard S	1100 2008-09		D02-4-120					
Hypermotard Evo	1100 2010-12		D02-4-116					
Hypermotard Evo SP	1100 2011-12		D02-4-116					
HONDA								
RS 125	125 1984-86	H02-3-125	H02-4-115					
CB 125 F (GLR125)	125 2015-19	H02-3-143	H02-4-147					

Manufacturer, Model, CC & Year	CLUTCH (add /B for braided cable)	THROTTLE STANDARD	THROTTLE BRAIDED	888 TWISTGRIP (Add A or remove /888 for cables only)	600A TWISTGRIP (remove A or /B for cables only)	CHOKE/ STARTER STANDARD	CHOKE/ STARTER BRAIDED
NSR 125 F	125 1993	H02-3-137					
NSR 125 R	125 1994-01	H02-3-137					
XL 125 VARADERO	125 2001-03	H02-3-146	H02-4-158				
XL 125 VARADERO	125 2004-06	H02-3-147	H02-4-158				
XL 125 VARADERO	125 2007-13	H02-3-147	H02-4-159				
CBF 125	125 2009-10	H02-3-148	H02-4-150				
CBF 125	125 2011-13	H02-3-148	H02-4-151				
CBR 125 R	125 2011-16	H02-3-149	H02-4-149				
CBR 125 RW	125 2007	H02-3-167					
CBR 125 RW	125 2009-10	H02-3-167					
MSX/GROM 125	125 2018-20	H02-3-159					
CG 125	125 1998-99		H02-4-171				
CG 125	125 2000	H02-3-161	H02-4-171				
CG 125 M	125 2001	H02-3-161	H02-4-171				
CB 250	250 1984-96	H02-3-017					
RS 250 R	250 1993-00	H02-3-155					
RS 250 R	250 2001-02	H02-3-155	H02-4-144				
CBR 250 R	250 2011-13	H02-3-150	H02-4-155				
CBR 300 R	300 2015-19	H02-3-150	H02-4-156				
CB 300 R	300 2019-20	H02-3-170	H02-4-173				
CBF 300 N	300 2021	H02-3-170	H02-4-173				
CB 400	400 1989-90		H02-4-132				
CB 400 V-TEC	400 2008	H02-3-047	H02-4-057				
GB 400 (NC20)	400 1985-87					H02-5-109	
RVF 400 R (NC35)	400 1994-96		Standard throttle H02-4-100	H02-4-109/888	H02-4-049/9	H02-5-112	
VFR 400 R (NC24)	400 1987-88					H02-5-115	
VFR 400 R	400 1989	H02-3-139					
VFR 400 R	400 1990-93	H02-3-130					
CBR 400 RR	400 1990-94	H02-3-133	H02-4-131				

Manufacturer, Model, CC & Year	CLUTCH (add /B for braided cable)	THROTTLE STANDARD	THROTTLE BRAIDED	888 TWISTGRIP (Add A or remove /888 for cables only)	600A TWISTGRIP (remove A or /B for cables only)	CHOKE/ STARTER STANDARD	CHOKE/ STARTER BRAIDED
CB 450 DX	450 1988-93	H02-3-140					
CB 450 S	450 1986-89	H02-3-136					
CB 500	500 1993-96	H02-3-135	H02-4-168				
CB 500	500 1997-03	H02-3-135	H02-4-152				
CB 500 S	500 1998-03	H02-3-153	H02-4-152			H02-5-110	
CB 500 F	500 2013-18	H02-3-151	H02-4-157				
CB 500 F	500 2019		H02-4-157				
CB 500 X	500 2013-18	H02-3-158	H02-4-164				
CB 500 X	500 2019-20	H02-3-160	H02-4-164				
CBR 500 R	500 2013-18	H02-3-151	H02-4-157				
XBR 500	500 1985-87					H02-5-109	
XBR 500 S	500 1986-89					H02-5-109	
CMX 500 REBEL	500 2017-19	H02-3-144	H02-4-148				
CB600 S	600 2008-10	H02-3-129	H02-4-122 (PAIR)				
CB600 SA	600 2008-10	H02-3-129	H02-4-122 (PAIR)				
CB 600 F	600 1998-02		H02-4-165				
CB 600 F	600 2005-06		H02-4-166				
CB 600 F	600 2007-10		H02-4-167				
CBR 600 F	600 1987-90	H02-3-134	H02-4-134			H02-5-107	
CBR 600 F	600 1991-94	H02-3-112	H02-4-142			H02-5-108	
CBR 600 F	600 1995-96	H02-3-112	H02-4-142			H02-5-108	
CBR 600 F	600 1997-98	H02-3-138	H02-4-153			H02-5-100	
CBR 600 F	600 1999-00	H02-3-107	H02-4-129				
CBR 600 F	600 2001-06	H02-3-107	H02-4-135				
CB600-F HORNET	600 1998-02	H02-3-114					
CB600-F HORNET	600 2003-04	H02-3-114	H02-4-119 (PAIR)				
CB600-F HORNET	600 2005-06	H02-3-114					
CB600-F HORNET	600 2007-13	H02-3-115					
CB 600 RR FIREBLADE (FUEL INJECTED)	600 2003-04	H02-3-107				H02-4-047/9 (FUEL INJECTED)	
CBR 600 RR	600 2003-06	H02-3-113					
CBR 600 RR	600 2007-13	H02-3-110					
CBR 600 RR	600 2014-15		H02-4-113	H02-4-112/888			
VT600-C SHADOW	600 1994	H02-3-128					
VT600-C SHADOW	600 1999-07	H02-3-116	H02-4-121 (PAIR)				

Manufacturer, Model, CC & Year	CLUTCH (add /B for braided cable)	THROTTLE STANDARD	THROTTLE BRAIDED	888 TWISTGRIP (Add A or remove /888 for cables only)	600A TWISTGRIP (remove A or /B for cables only)	CHOKE/ STARTER STANDARD	CHOKE/ STARTER BRAIDED
CBF 600 S	600 2004-07	H02-3-156					
CBF 600 S	600 2008-10	H02-3-129					
CB 650 F	650 2014-16	H02-3-152					
FMX 650	650 2005-07		H02-4-170				
NTV 650	650 1988-97		H02-4-139			H02-5-104	
NTV 650	650 1998-05	H02-3-141					
NX 650 DOMINATOR	650 1992-96	H02-3-117					
NX 650 DOMINATOR	650 1997-99	H02-3-118					
NC 700 X & A	700 2012-15	H02-3-111					
CB 750 F A SPORT	750 1979-82		H02-4-105 SPORT CONTROL KIT				
CB 750 F2	750 1992-01	H02-3-154					
NC 750 S	750 2014	H02-3-111					
VT750C Shadow Aero	750 2008-10	H02-3-126					
VT750C Shadow Aero	750 2011-19	H02-3-126	H02-4-141				
VT 750 DC SHADOW SPIRIT	750 2001-07	H02-3-132	H02-4-127				
VT 750 RS (SHADOW RS)	750 2010-13	H02-3-145					
VFR 750R	750 1988-90			H02-4-066/10 H02-4-066/10A			
VFR 750 F	750 1986-87		H02-4-143				
VFR 750 F	750 1994-97		H02-4-130			H02-5-106	
XRV 750	750 1990-01	H02-3-119					
VFR 800 Fi	800 1998-01		H02-4-120				
VFR 800	800 2002-13		H02-4-101				
CB 900 F HORNET	900 2002-07	H02-3-120	H02-4-117			H02-5-111	
CBR 900 FIREBLADE	900 1992	H02-3-121	H02-4-136				
CBR 900 FIREBLADE	900 1993-95	H02-3-121	H02-4-136			H02-5-103	
CBR 900 FIREBLADE	900 1996-97	H02-3-121	H02-4-137			H02-5-103	
CBR 900 FIREBLADE	900 1998-99	H02-3-122	H02-4-137			H02-5-102	
CBR 900 FIREBLADE	900 2000-01	H02-3-100	H02-4-102				
CBR 900 FIREBLADE	900 2002-03	H02-3-100	H02-4-169				
CB 1000 R	1000 2008-10		H02-4-154				
CB 1000 R	1000 2018-19	H02-3-157					
CBF 1000 (NON-ABS)	1000 2006-10		H02-4-138				

Manufacturer, Model, CC & Year	CLUTCH (add /B for braided cable)	THROTTLE STANDARD	THROTTLE BRAIDED	888 TWISTGRIP (Add A or remove /888 for cables only)	600A TWISTGRIP (remove A or /β for cables only)	CHOKE/ STARTER STANDARD	CHOKE/ STARTER BRAIDED
CBF 1000 (ABS)		H02-4-138					
CBR 1000 RR FIREBLADE		H02-4-103					
CBR 1000 RR FIREBLADE	H02-3-108	H02-4-104					
CBR 1000 RR FIREBLADE	H02-3-109	H02-4-145					
CBR 1000 RR FIREBLADE		H02-4-145					
CBR 1000 RR FIREBLADE	H02-3-169						
CBR1000 F HURRICANE		H02-4-123					
CBR1000 F HURRICANE		H02-4-128				H02-5-105	
CRF1000 AFRICA TWIN	H02-3-127						
VTR 1000 F FIRESTORM		H02-4-116					
VF 1000R		H02-4-114				H02-5-114	
XL1000-V VARADERO		H02-4-162					
XL1000-V VARADERO		H02-4-163					
CB 1100 RD	H02-3-106						
CBR 1100 XX 'Blackbird'		Carb injected H02-4-111					
CBR 1100 XX 'Blackbird'		Fuel injected H02-4-110					
ST 1100		H02-4-125					
GL 1100 GOLDWING (US, CA, SA, AU, FR, DE)	H02-3-165						
GL 1100 GOLDWING (US, CA, SA, AU)	H0-3-166						
VT 1100 C2 (SABRE)	H02-3-168	H02-4-172				H02-5-116	
VFR 1200 F		H02-4-118					
VFR 1200 FD		H02-4-161					
VFR 1200 X		H02-4-126					
VFR 1200 XD		H02-4-126					
CB 1300 SUPER FOUR						H02-5-111	
CB 1300 S BOL D'OR						H02-5-111	

Manufacturer, Model, CC & Year	CLUTCH (add /B for braided cable)	THROTTLE STANDARD	THROTTLE BRAIDED	888 TWISTGRIP (Add A or remove /888 for cables only)	600A TWISTGRIP (remove A or /B for cables only)	CHOKE/ STARTER STANDARD	CHOKE/ STARTER BRAIDED
ER-5	500	2001-06	K02-3-110				
EX 500 (A1-A7)	500	1987-93	K02-3-109			K02-5-025	
EX 500 (B1-B6)	500	1988-93	K02-3-109			K02-5-025	
EX 500 (D1-D9F)	500	1994-09	K02-3-109			K02-5-025	
KLE 500	500	1991-03	K02-3-111				
GPZ-600R	600	1985-89	K02-3-142			K02-5-024	
Ninja 600R/GPX 600 R	600	1988-97	K02-3-159				
ZX-6R	600	1995-97					
ZX-6R	600	1998-99	K02-4-142				
ZX-6R	600	2000-02	K02-4-133			K02-5-020	
ZX-6R	600	2003-04	K02-4-134			K02-5-020	
ZX-6R	600	2005-06	K02-4-143				
ZX 600 (ZX6-R)	600	2007-08	K02-3-113				
ZX-6R (ZX600)	600	2009-12	K02-3-108				
ZX-6R (ZX636)	600	2013-18	K02-3-163				
ZX-6R (ZX636)	600	2019	K02-3-161				
ZX600 (NINJA ZX6-RR) (NON-ABS)	600	2003-04	K02-3-114				
ZX600 (NINJA ZX-6RR) (Non-ABS)	600	2005-06	K02-3-115				
ZZR 600 (E1-E13)	600	1993-05	K02-3-149			K02-5-019	
ZZR 600 (J4-J6F)	600	2005-06	K02-3-112			K02-5-020	
ZZR 600 (J7F-J8F)	600	2007-08				K02-5-020	
ER-6F / ER-6N (ABS)	650	2006-08	K02-3-116				
ER-6F / ER-6N (Non-ABS)	650	2006-08	K02-3-116				
ER-6F / ER-6N	650	2009-11	K02-3-117				
ER-6F / ER-6N	650	2012-16	K02-3-127				
Z 650	650	2017-19	K02-3-156				
KLE 650 VERSYS	650	2007	K02-3-118				
KLE 650 VERSYS	650	2008-10	K02-3-119				
KLE 650 VERSYS	650	2011-14	K02-3-157				
KLE 650 Versys	650	2015-18	K02-3-151				
KLR 650	650	1987-05	K02-3-150			K02-5-026	
KLR 650	650	2006-07	K02-3-137			K02-5-026	
KLR 650	650	2008-18	K02-3-138			K02-5-026	
NINJA 650	650	2017-19	K02-3-164				
W650 (A1-A4)	650	1999-02	K02-3-134				

Manufacturer, Model, CC & Year	CLUTCH (add /B for braided cable)	THROTTLE STANDARD	THROTTLE BRAIDED	888 TWISTGRIP (Add A or remove /888 for cables only)	600A TWISTGRIP (remove A or /B for cables only)	CHOKE/ STARTER STANDARD	CHOKE/ STARTER BRAIDED
W 650 (EJ650)	650 K02-3-165	K02-4-155					
Vulcan 650 S	650 K02-3-153	K02-4-130					
ZX-7R	750 K02-4-146	K02-4-146				K02-5-016	
ZR-750 (Non-ABS)	750 K02-3-121	K02-4-119					
ZR-750 (Non-ABS)	750 K02-3-129	K02-4-119					
ZR-750 (Non-ABS)	750 K02-3-158	K02-4-119					
ZR-750 (ABS)	750 K02-3-143	K02-4-119					
ZR-750 (ABS)	750 K02-3-158	K02-4-119					
Z-750S	750 K02-3-121	K02-4-119				K02-5-010	
Z 750 (Non-ABS)	750 K02-3-158						
Z 750 (ABS)	750 K02-3-158						
Z 750R (Non-ABS)	750 K02-3-158						
Z 750R (ABS)	750 K02-3-158						
ZR750 (ZR-7)	750 K02-3-120						
W800 (EJ800)	800 K02-3-132 K02-3-132/B	K02-4-111					
W800 (EJ800)	800	K02-4-111					
VN800 Vulcan	800 K02-3-148	K02-4-132					
VN800 Vulcan Classic	800 K02-3-140	K02-4-122					
VN800 Vulcan Drifter	800 K02-3-147	K02-4-126					
Z800 A (83kw, Non-ABS)	800 K02-3-128	K02-4-114		K02-4-114/10A			
Z800 B (83kw, ABS)	800 K02-3-128	K02-4-114		K02-4-114/10A			
Z800 C (70kw, Non-ABS)	800 K02-3-128	K02-4-114		K02-4-114/10A			
Z800 D (70kw, ABS)	800 K02-3-128	K02-4-114		K02-4-114/10A			
VN900 Vulcan Classic	900 K02-3-133	K02-4-156					
VN900 Vulcan Classic LT	900 K02-3-133	K02-4-156					
GPZ 900 R (ZX900)	900					K02-5-021	
GPZ 900 R (ZX900)	900					K02-5-021	
ZX-9R	900 K02-3-112	K02-4-147				K02-5-014	
ZX-9R	900 K02-3-122	K02-4-113				K02-5-015	
ZX-9R	900 K02-3-123	K02-4-113				K02-5-011	
Z 900 RS	900 K02-3-162	K02-4-113				K02-5-016	
GPZ 1000 RX (ZX 1000)	1000	K02-4-148				K02-5-022	
NINJA ZX-10 (ZX 1000)	1000	K02-4-149					
Z-1000	1000	K02-4-119				K02-5-009	
ZX-10R	1000 K02-3-124	K02-4-145					
ZX-10R	1000 K02-3-125	K02-4-136					

Manufacturer, Model, CC & Year	CLUTCH (add /B for braided cable)	THROTTLE STANDARD	THROTTLE BRAIDED	888 TWISTGRIP (Add A or remove /888 for cables only)	600A TWISTGRIP (remove A or /B for cables only)	CHOKE/ STARTER STANDARD	CHOKE/ STARTER BRAIDED
ZX-10R	1000 2008-09	K02-3-130	K02-4-108	K02-4-108/10A			
ZX-10R	1000 2010	K02-3-130	K02-4-109	K02-4-109/10A			
ZX-10R	1000 2011-15	K02-3-107	K02-4-105	K02-4-105/10A			
ZX-10R	1000 2016-17	K02-3-131	K02-4-110	K02-4-110/10A			
ZR1100 ZEPHYR	1100 1992-96		K02-4-157				
ZRX 1100	1100 1997-01		K02-4-131			K02-5-017	
ZX 1100 (E1-E3)	1100 1995-97					K02-5-017	
ZX 1100 (F1)	1100 1996					K02-5-017	
Z1100 (KZ1100) (STANDARD)	1100 1981-83	K02-3-144					
Z1100 (KZ1100) (HIGH BAR)	1100 1981-83	K02-3-145					
Z 1100 (R1)	1100 1984	K02-3-166					
ZX-11R (C1-C4)	1100 1990-93		K02-4-118			K02-5-018	
ZX-11R (D1-D9)	1100 1993-01		K02-4-118			K02-5-018	
ZRX 1200	1200 2001-04		K02-4-131			K02-5-017	
ZRX 1200 R	1200 2001-06		K02-4-131			K02-5-017	
ZRX 1200 S	1200 2001-04		K02-4-131			K02-5-017	
ZZR 1200	1200 2002-05		K02-4-152				
ZX 1200R (NINJA ZX-12R)	1200 2000-06	K02-3-126					
KZ 1300 (Europe)	1300 1979-82	K02-3-135					
KZ 1300 (USA)	1300 1979-82	K02-3-136					
ZN1300 VOYAGER	1300 1987-88	K02-3-139					
ZX-14 (Non-ABS)	1400 2006-11		K02-4-112				
ZX-14R (Non-ABS)	1400 2012-15		K02-4-112				
ZX-14 (ABS)	1400 2006-11		K02-4-112				
ZX-14R (ABS)	1400 2012-15		K02-4-112				
VN 1500 CLASSIC FI	1500 2000-02					K02-5-028	
VN 1500 CLASSIC	1500 2005-08					K02-5-028	
VN 1500 DRIFTER	1500 1999-05					K02-5-028	
VN 1500 MEANSTREAK	1500 2002-03		K02-4-158			K02-5-028	
VN 1500 NOMAD FI	1500 2000-04					K02-5-028	
VN 1600 CLASSIC	1600 2003-08					K02-5-028	
VN 1600 MEANSTREAK	1600 2004-08		K02-4-158			K02-5-028	
VN 1500 NOMAD	1600 2005-08					K02-5-028	
KSR MOTO							

Manufacturer, Model, CC & Year	CLUTCH (add /B for braided cable)	THROTTLE STANDARD	THROTTLE BRAIDED	888 TWISTGRIP (Add A or remove /888 for cables only)	600A TWISTGRIP (remove A or /B for cables only)	CHOKE/ STARTER STANDARD	CHOKE/ STARTER BRAIDED
CODE 125	125 2013-16	K06-3-001					
GRS 125	125 2015-16	K06-3-001					
TW 125	125 2015-16	K06-3-002					
WORX 125	125 2013-16	K06-3-001					
KTM							
RC 125 (ABS)	125 2014-16	K01-3-101	K01-4-101				
RC 125 (ABS)	125 2017-19	K01-3-103	K01-4-102				
DUKE 125	125 2011-12	K01-3-102	K01-4-103				
DUKE 125	125 2013-16	K01-3-102	K01-4-103				
DUKE 125	125 2017-19	K01-3-103	K01-4-104				
DUKE 200 (ABS)	200 2013-14	K01-3-102	K01-4-103				
DUKE 200 (NON-ABS)	200 2012-16	K01-3-103	K01-4-103				
DUKE 200 (NON-ABS)	200 2017-19	K01-3-103	K01-4-103				
RC 200 (NON-ABS)	200 2015-16	K01-3-101	K01-4-101				
RC 200 (NON-ABS)	200 2017-19	K01-3-103	K01-4-101				
RC 200 (ABS)	200 2014	K01-3-101	K01-4-101				
RC 250 (ABS)	250 2015-17	K01-3-105	K01-4-101				
RC 390 (ABS)	390 2014-15	K01-3-105	K01-4-101				
RC 390	390 2016-19	K01-3-105					
DUKE 390	390 2013	K01-3-104					
DUKE 390	390 2014-16	K01-3-104	K01-4-103				
DUKE 390	390 2017-19	K01-3-105					
DUKE 400	400 1994	K01-3-106					
DUKE 640 II	640 1999	K01-3-106					
DUKE 640 II	640 2000-02	K01-3-106	K01-4-038				
DUKE 640 II	640 2003-06		K01-4-038				
RC8 R	1190 2008-11			K01-4-100/888			
ROYAL ENFIELD							
HIMALAYAN	411 2016-18	R01-3-100	R01-4-100				
CONTINENTAL GT	535 2015-17	R01-3-101					
INTERCEPTOR	650 2019	R01-3-102					
SUZUKI							
ZR 50 SK	50 1982-87	S01-3-149					
ZR 50 SK	50 1999	S01-3-149					
TS 125 R	125 1989-94	S01-3-137	S01-4-124				

Manufacturer, Model, CC & Year		CLUTCH (add /B for braided cable)	THROTTLE STANDARD	THROTTLE BRAIDED	888 TWISTGRIP (Add A or remove /888 for cables only)	600A TWISTGRIP (remove A or /B for cables only)	CHOKE/ STARTER STANDARD	CHOKE/ STARTER BRAIDED
GZ 125 MARAUDER	125 1998-06	S01-3-141						
GZ 125 MARAUDER	125 2007-11	S01-3-141	S01-4-131					
RGV 250 T (E24)	250 1996	OIL PUMP CABLE	THROTTLE LEFT	THROTTLE RIGHT	P. VALVE FRONT (LH)	P. VALVE FRONT (RH)	P. VALVE REAR (LH)	P. VALVE REAR (RH)
RGV 250	250 1991-96	S01-10-100	S01-4-103	S01-4-104	S01-11-002	S01-11-001	S01-11-004	S01-11-003
GN 250	250 1982-01	S01-3-131						
GS500-E	500 1989-02	S01-3-136						
GS 500 F	500 2001-09	S01-3-109						
GSF 600-S BANDIT	600 1996-99	S01-3-135	S01-4-125				S01-5-103	
GSF (S) BANDIT	600 2000-03	S01-3-100	S01-4-145					
GSR 600	600 2006-10	S01-3-108				S01-4-057/9		
GSR 600	600 2006-10	S01-3-110						
GSR 600-F	600 1998-06	S01-3-111	S01-4-120					
GSR-R 600	600 1997-00	S01-3-112	S01-4-112				S01-5-101	
GSR-R 600	600 2001	S01-3-145	S01-4-133					
GSR-R 600	600 2002-03	S01-3-147	S01-4-134					
GSR-R 600	600 2004-05	S01-3-132	S01-4-136		S01-4-107/888	S01-4-057/9		
GSR-R 600	600 2011-13	S01-3-128	S01-4-139		S01-4-105/888			
GSR-R 600	600 2006-07	S01-3-113	S01-4-137					
GSR-R 600	600 2008-10		S01-4-138					
GSR-R 600	600 2014-19	S01-3-128	S01-4-139				S01-5-104	
RF 600 R	600 1993-97							
SFV650	650 2009-15	S01-3-124	S01-4-116					
SFV650	650 2017	S01-3-124						
SFV650 A	650 2009-15	S01-3-124	S01-4-116					
SFV650 A	650 2017	S01-3-124						
SV650 'Naked'	650 1999-02	S01-3-115 (90° Bend Version) S01-3-122			S01-4-109/888 (Without Cowling)			
SV650 'Naked'	650 2003-09	S01-3-101 (Without Cowling)	S01-4-108		S01-4-102/888 (Without Cowling)			
SV650 'S'	650 1999-02	S01-3-102	S01-4-113					
SV650 'S'	650 2003-14	S01-3-102	S01-4-106 (With Cowling)	S01-4-106/B (With Cowling)	S01-4-106/10A	S01-4-106/9A		

Manufacturer, Model, CC & Year	CLUTCH (add /B for braided cable)	THROTTLE STANDARD	THROTTLE BRAIDED	888 TWISTGRIP (Add A or remove /888 for cables only)	600A TWISTGRIP (remove A or /B for cables only)	CHOKE/ STARTER STANDARD	CHOKE/ STARTER BRAIDED
SV650 'S' +60mm	S01-3-105 (90° Bend Version)	S01-4-106/C (With Cowling)					
SV650 SA	S01-3-102	S01-4-106		S01-4-106/10A	S01-4-106/9A		
SV 650	S01-3-124	S01-3-116					
SV 650 A	S01-3-124	S01-4-116					
GSF 650 BANDIT (ABS)	S01-3-116						
GSF 650 BANDIT (NON-ABS)	S01-3-116						
GSF 650-S BANDIT (ABS)	S01-3-116						
GSF 650-S BANDIT (NON-ABS)	S01-3-116						
DL 650 V-STROM		S01-4-148					
DL 650X V-STROM		S01-4-148					
DR 750 S	S01-3-148						
GSX-R 750		S01-4-130					
GSX-R 750		S01-4-127					
GSX-R 750		S01-4-143 With E 18 Single Cable T/Grip					
GSX-R 750	S01-3-142						
GSX-R 750	S01-3-143						
GSX-R 750	S01-3-112	S01-4-112				S01-5-101	
GSX-R 750		S01-4-121					
GSX 750		S01-4-114				S01-5-105	
GSX-R 750	S01-3-144	S01-4-122					
GSX-R 750	S01-3-145	S01-4-122					
GSX-R 750	S01-3-147	S01-4-123					
GSX-R 750	S01-3-132	S01-4-136					
GSX-R 750	S01-3-113	S01-4-137		S01-4-100/888			
GSX-R 750	S01-3-114	S01-4-138		S01-4-100/888			
GSX 750 F	S01-3-134						
GSX 750F	S01-3-111	S01-4-120					
GSX-R 750	S01-3-128	S01-4-139					
GSX-R 750 (ABS)	S01-3-130						
GSX-R 750 (Non-ABS)	S01-3-130						
DR 800 S	S01-3-148						
VL800 C50/T/C BOULEVARD	S01-3-119	S01-4-110					

Manufacturer, Model, CC & Year	CLUTCH (add /B for braided cable)	THROTTLE STANDARD	THROTTLE BRAIDED	888 TWISTGRIP (Add A or remove /888 for cables only)	600A TWISTGRIP (remove A or /B for cables only)	CHOKE/ STARTER STANDARD	CHOKE/ STARTER BRAIDED
VZ 800 MARAUDER	800 1997-04	S01-3-140					
VZ 800	800 2005-06	S01-3-133					
VZ 800	800 2013-17		S01-4-119				
GS 850	850 1986	S01-3-125 S01-3-125/B					
RF 900 R	900 1994-98					S01-5-104	
GS 1000 'FLAT BAR'	1000 1999		S01-4-142				
GXS-R 1000	1000 2001	S01-3-146	S01-4-122			S01-5-105	
GXS-R 1000	1000 2002	S01-3-147	S01-4-123			S01-5-105	
GXS-R 1000	1000 2003-04	S01-3-138	S01-4-135				
GXS-R 1000	1000 2005-06	S01-3-117	S01-4-128				
GXS-R 1000	1000 2007-08		S01-4-129				
GXS-R 1000	1000 2009-11	S01-3-118	S01-4-140				
GXS-R 1000	1000 2012-16	S01-3-121	S01-4-140				
GXS-R 1000	1000 2017-18	S01-3-120	S01-4-111	S01-4-111/10 S01-4-111/10A			
TL 1000 S	1000 1997-01	S01-3-123	S01-4-115				
SV1000	1000 2003-07		S01-4-108				
SV1000 'S' MODEL	1000 2003-07		S01-4-106 (With Cowling)	S01-4-106/10	S01-4-106/9		
+ 60mm			S01-4-106/C (With Cowling)				
GXS-R 1100	1100 1986-88		S01-4-143				
GXS1100 (GS1150)	1100 1984-86	S01-3-127					
GXS 1100 (GS1150) 'Flat Type'	1100 1984-86	S01-3-139					
GSF 1200 (S) BANDIT	1200 1996-00					S01-5-102	
GSF 1200 (S) BANDIT	1200 2001-05		S01-4-126				
GXS 1300 R HAYABUSA	1300 1999-01		S01-4-101			S01-5-100	S01-5-100/B
GXS 1300 R HAYABUSA	1300 2002-07		S01-4-061	S01-4-061/B		S01-5-100	S01-5-100/B
GXS 1300 R HAYABUSA	1300 2008-12		S01-4-144				
GXS 1300 R HAYABUSA	1300 2013-19		S01-4-144				
GXS 1400	1400 2002-03		S01-4-149				
VL 1500 BOULEVARD	1500 2007-09		S01-4-141				
VZ 1500 BOULEVARD	1500 2009-19	S01-3-151	S01-4-147				
VZR 1800 BOULEVARD	1800 2008-19	S01-3-150					
VLR 1800 BOULEVARD	1800 2010-11		S01-4-146				

Manufacturer, Model, CC & Year	CLUTCH (add /B for braided cable)	THROTTLE STANDARD	THROTTLE BRAIDED	888 TWISTGRIP (Add A or remove /888 for cables only)	600A TWISTGRIP (remove A or /B for cables only)	CHOKE/ STARTER STANDARD	CHOKE/ STARTER BRAIDED
TRIUMPH							
TT 600	600	2000-03					
SPEED FOUR Serial No. 201640 & Below	600	2003-05	T01-3-127				
SPEED FOUR Serial No. 201641 & Above	600	2003-05	T01-3-113				
DAYTONA	600	2002-04	T01-3-133				
DAYTONA	650	2005	T01-3-133				
DAYTONA	675	2006-13	T01-3-121				
DAYTONA (ABS)	675	2013-16	T01-3-129				
DAYTONA R	675	2011-13	T01-3-121	T01-4-128/888			
DAYTONA R (ABS)	675	2013-16	T01-3-129				
STREET TRIPLE Serial No. 560476 & Below	675	2007-16	T01-3-115				
STREET TRIPLE Serial No. 560477 & Above	675	2007-16	T01-3-131				
STREET TRIPLE R Serial No. 560476 & Below	675	2008-16	T01-3-115				
STREET TRIPLE R Serial No. 560477 & Above	675	2008-16	T01-3-131				
Street Triple S	765	2017-20	T01-3-124				
Street Triple R	765	2017-20	T01-3-124				
Street Triple RS	765	2017-20	T01-3-124				
BONNEVILLE T100	790	2002-04	T01-3-116				
BONNEVILLE	790	2001-07	T01-3-116				
BONEVILLE AMERICA (CARB)	790	2002-06	T01-3-114				
SPEEDMASTER (CARB)	790	2002-04	T01-3-116			T01-4-141	
SPEEDMASTER (CARB)	865	2005-07	T01-3-116			T01-4-141	

Manufacturer, Model, CC & Year		CLUTCH (add /B for braided cable)	THROTTLE STANDARD	THROTTLE BRAIDED	888 TWISTGRIP (Add A or remove /888 for cables only)	600A TWISTGRIP (remove A or /B for cables only)	CHOKE/ STARTER STANDARD	CHOKE/ STARTER BRAIDED
SPEEDMASTER (EFI) Serial No. 469049 & Below	865 2008-17	T01-3-116	T01-4-136					
Speedmaster (EFI) Serial No. 469050 & Above	865 2011-16	T01-3-123	T01-4-140					
BONNEVILLE AMERICA (CARB)	865 2007	T01-3-114						
BONNEVILLE AMERICA (EFI) S/N Up to 468389	865 2008-16	T01-3-114	T01-4-139					
BONNEVILLE AMERICA (EFI) S/N 468390-532899	865 2008-10	T01-3-114	T01-4-139					
BONNEVILLE T100	865 2005-16	T01-3-116						
Scrambler	900 2006-16	T01-3-123						
900 THRUXTON	900 2009-12	T01-3-122	T01-4-138					
BONNEVILLE	900 2017-20	T01-3-116						
DAYTONA 995i Serial No.186150 & Below	955 2002-06	T01-3-119						
SPEED TRIPLE R Serial No. 735337 & Above	1050 2016-20	T01-3-128						
SPEED TRIPLE S Serial No. 735438 to 867684	1050 2016-20	T01-3-128						
SPRINT ST S/N 219666 & Above	1050 2005-10	T01-3-120						
SPRINT GT	1050 2010-17	T01-3-120						
1050 TIGER SPORT Serial No. 570059-750469	1050 2013-15	T01-3-130						
1050 TIGER	1050 2007-11	T01-3-130						
T120 BONNEVILLE	1200 2016-20	T01-3-126						

Manufacturer, Model, CC & Year	CLUTCH (add /B for braided cable)	THROTTLE STANDARD	THROTTLE BRAIDED	888 TWISTGRIP (Add A or remove /888 for cables only)	600A TWISTGRIP (remove A or /B for cables only)	CHOKE/ STARTER STANDARD	CHOKE/ STARTER BRAIDED
THRUXTON R 1200 2015-20	T01-3-125						
THUNDERBIRD 1600 2009-16	T01-3-132	T01-4-134					
THUNDERBIRD STORM 1700 2011-16	T01-3-132	T01-4-134					
ROCKET III (NON-ABS) 2294 2004-10	T01-3-117	T01-4-127					
ROCKET III ROADSTER (ABS & NON-ABS) 2294 2011-16	T01-3-117	T01-4-127					
ROCKET III CLASSIC (ABS & NON-ABS) 2294 2007-16	T01-3-118	T01-4-137					
ROCKET III TOURING (NON-ABS) 2294 2008-16	T01-3-134						
ROCKET III TOURING (ABS) 2294 2011-16	T01-3-134						
YAMAHA							
XVS 125 DRAGSTAR 125 2000-04		Y01-4-121				Y01-5-012	
MT 125 (NON-ABS) 125 2015-16	Y01-3-165						
MT 125 (ABS) 125 2015-18	Y01-3-165						
YBR 125 125 2005-09	Y01-3-173						
YBR 125 125 2010-14	Y01-3-173	Y01-4-154					
TDR 240 240 1988-90		Y01-4-079					
TDR 250 250 1988-90		Y01-4-079					
TZ 250 250 1996-97	Y01-3-113	Y01-4-108				Y01-5-015	
TZ 250 250 1998-99		Y01-4-108				Y01-5-015	
TZ 250 250 2000-03		Y01-4-157				Y01-5-015	
XV 250 VIRAGO 250 2002-07		Y01-4-144					
XVS 250 DRAGSTAR 250 2008-11		Y01-4-144					
MT-03 300 2018	Y01-3-148						
YZF-R3 (ABS) 300 2015-18	Y01-3-155						
YZF-R3 (ABS) 300 2020	Y01-3-155						
YZF-R3 (NON-ABS) 300 2015-18	Y01-3-155						
RD 350 YPVS 350 1983-85	Y01-3-137						
XV 535 Virago 535 1987-94	Y01-3-134	Y01-4-111					
FZR 600 600 1989-90		Y01-4-134					

Manufacturer, Model, CC & Year	CLUTCH (add /B for braided cable)	THROTTLE STANDARD	THROTTLE BRAIDED	888 TWISTGRIP (Add A or remove /888 for cables only)	600A TWISTGRIP (remove A or /B for cables only)	CHOKE/ STARTER STANDARD	CHOKE/ STARTER BRAIDED
FZR 600	600	1991-92	Y01-3-166	Y01-4-132			
FZR 600	600	1993-99	Y01-3-166	Y01-4-147			
FZR 600 R	600	1994-95	Y01-3-161	Y01-4-146			
YZF 600 R Thundercat	600	1996-07	Y01-3-161	Y01-4-146			
YZF-R6	600	1999-02	Y01-3-126	Y01-4-132	Y01-4-041/9	Y01-5-009	
YZF-R6	600	2003-05	Y01-3-124	Y01-4-145	Y01-4-041/9		
YZF-R6	600	2006-07	Y01-3-127	Y01-4-133			
YZF-R6	600	2008-16	Y01-3-127	Y01-4-102	Y01-4-043/9		
YZF-R6	600	2017-20	Y01-3-127	Y01-4-149			
FZ 6 FAZER	600	2004-09	Y01-3-130	Y01-4-123	Y01-4-105/888		
FZS 600	600	1998-01			Y01-4-123/10 Y01-4-123/10A		
FZS 600	600	2002-03	Y01-3-129	Y01-4-160		Y01-5-011	
FZR 600	600	1989-90	Y01-3-153			Y01-5-010	
FZR 600	600	1991-99				Y01-5-010	
FZ6-S	600	2004-07	Y01-3-130	Y01-4-123	Y01-4-123/10 Y01-4-123/10A		
FZ6-N	600	2004-07	Y01-3-128	Y01-4-128			
XJ 600 Diversion/SECA II	600	1992-96	Y01-3-158				
XJ 600 Diversion/SECA II	600	1997-02	Y01-3-159				
XJ 600N	600	1994-95	Y01-3-131				
XJ 600N	600	1996-02	Y01-3-160				
XJ6N	600	2009-16	Y01-3-175	Y01-4-129			
XJ6S	600	2009-16	Y01-3-175	Y01-4-129			
XJ6F	600	2010-16	Y01-3-175	Y01-4-129			
650 XVS DRAGSTAR (CUSTOM)	650	1997	Y01-3-144 Y01-3-144/B	Y01-4-112	Y01-4-112/B		
650 XVS DRAGSTAR (CUSTOM)	650	1998-00	Y01-3-144 Y01-3-144/B	Y01-4-120	Y01-4-120/B		
650 XVS-A DRAGSTAR (CLASSIC)	650	1998-00	Y01-3-117	Y01-4-120	Y01-4-120/B		
650 XVS-A DRAGSTAR (CLASSIC)	650	2001-11	Y01-3-117	Y01-4-103	Y01-4-103/B		
Plus 150mm (6")			Y01-3-120	Y01-4-055	Y01-4-055/B		
XT 660 Z 'Tenere'	660	2008-15	Y01-3-058	Y01-4-080			
SZR 660	660	1996-97	Y01-3-174				
FJ-07 700 'Tracer'	700	2016-18	Y01-3-135	Y01-4-117			
MT-07	700	2014-17	Y01-3-152	Y01-4-135			
MT-07A	700	2014-19	Y01-3-152	Y01-4-135			
YZF 750 R	750	1993-96		Y01-4-125			

Manufacturer, Model, CC & Year	CLUTCH (add /B for braided cable)	THROTTLE STANDARD	THROTTLE BRAIDED	888 TWISTGRIP (Add A or remove /888 for cables only)	600A TWISTGRIP (remove A or /B for cables only)	CHOKE/ STARTER STANDARD	CHOKE/ STARTER BRAIDED
XV750 VIRAGO	750 1988-97	Y01-3-146	Y01-4-119			Y01-5-008	
FZ8-N	800 2011-15	Y01-3-145	Y01-4-159				
FZ8-S	800 2011-15		Y01-4-159				
900 TRAGER	850 2015-19	Y01-3-151	Y01-4-127				
MT-09 (NON-ABS)	850 2014-16	Y01-3-125	Y01-4-130				
MT-09A (ABS)	850 2014-17	Y01-3-125	Y01-4-130				
MT-09A (ABS)	850 2018		Y01-4-130				
TDM 850	850 1991-95		Y01-4-136				
TDM 850	850 1996-98	Y01-3-132	Y01-4-137				
TDM 850	850 1999-01	Y01-3-132					
TRX 850	850 1996-00	Y01-3-149	Y01-4-122				
XJ 900	891 1983-90		Y01-4-126				
XJ 900 F	891 1987-92		Y01-4-126				
XJ 900 S DIVERSION	900 1995-02		Y01-4-155				
XSR 900	900 2016-17	Y01-3-125	Y01-4-130				
XSR 900	900 2018		Y01-4-130				
XVS 950 MIDNIGHT STAR	950 2009-17	Y01-3-157					
XVS 950 BOLT	950 2014-20	Y01-3-150					
SCR 950	950 2017-19		Y01-4-141				
YZF1000-R	1000 1997-03	Y01-3-110					
YZF1000-R	1000 2004-06	Y01-3-114					
YZF-R1	1000 1998-99	Standard Clutch: Y01-3-110 Sports Clutch Y01-3-138	Y01-4-113				
YZF-R1	1000 2000-01	Standard Clutch: Y01-3-110 Sports Clutch Y01-3-138	Y01-4-113			Y01-5-013	
YZF-R1	1000 2002-03	Standard Clutch: Y01-3-110 Sports Clutch Y01-3-138	Y01-4-138				
YZF-R1	1000 2004-06	Standard Clutch: Y01-3-114 Sports Clutch: Y01-3-139	Y01-4-107				

Manufacturer, Model, CC & Year		CLUTCH (add /B for braided cable)	THROTTLE STANDARD	THROTTLE BRAIDED	888 TWISTGRIP (Add A or remove /888 for cables only)	600A TWISTGRIP (remove A or /B for cables only)	CHOKE/ STARTER STANDARD	CHOKE/ STARTER BRAIDED
YZF-R1	1000 2007-08	Standard Clutch: Y01-3-114 Sports Clutch: Y01-3-139			Y01-4-104/888			
YZF-R1	1000 2009-14	Standard Clutch: Y01-3-123 Sports Clutch: Y0-3-140	Y01-4-109					
YZF-R1	1000 2015-17	Standard Clutch: Y01-3-136 Sports Clutch Y01-3-141	Y01-4-110		Y01-4-106/888			
YZF-R1	1000 2018-19	Standard Clutch: Y01-3-123 Sports Clutch Y01-3-141	Y01-4-110					
FZS 1000 (FZ1 Fazer)	1000 2001-05	Y01-3-133	Y01-4-118				Y01-5-007	
FZ1-S Fazer	1000 2006-15		Y01-4-124					
MT 10 (ABS)	1000 2016-19	Y01-3-162	Y01-4-131					
FZR 1000 GENESIS	1000 1987		Y01-4-150				Y01-5-104	
FZR 1000 GENESIS	1000 1988		Y01-4-151				Y01-5-104	
FZR 1000 EXUP	1000 1989-90		Y01-4-152					
FZR 1000 EXUP	1000 1991-98		Y01-4-153					
BT1100 BULLDOG	1100 2002-07	Y01-3-172						
XV1100 VIRAGO	1100 1988-99	Y01-3-146	Y01-4-119				Y01-5-008	
1100 XVS-A DRAGSTAR (CLASSIC)	1100 2000-01	Y01-3-118 Y01-3-118/B	Y01-4-142				Y01-5-003	Y01-5-003/B
1100 XVS-A DRAGSTAR (CLASSIC)	1100 2002-09	Y01-3-118 Y01-3-118/B	Y01-4-103				Y01-5-003	Y01-5-003/B
1100 XVS DRAGSTAR (CUSTOM)	1100 1999-00	Y01-3-156 Y01-3-156/B					Y01-5-003	Y01-5-003/B
1100 XVS DRAGSTAR (CUSTOM)	1100 2001-09	Y01-3-147 Y01-3-147/B	Y01-4-143				Y01-5-003	Y01-5-003/B
XT 1200 Z SUPER TENERE	1200 2014-20			Y01-4-156				
XJR1200	1200 1995-98		Y01-4-114	Y01-4-114/B				
FJR 1300	1300 2006-12		Y01-4-139					

Manufacturer, Model, CC & Year		CLUTCH (add /B for braided cable)	THROTTLE STANDARD	THROTTLE BRAIDED	888 TWISTGRIP (Add A or remove /888 for cables only)	600A TWISTGRIP (remove A or /B for cables only)	CHOKE/ STARTER STANDARD	CHOKE/ STARTER BRAIDED
XJR1300	1300 1998-01		Y01-4-114	Y01-4-114/B				
XJR1300	1300 2002-06		Y01-4-115	Y01-4-115/B			Y01-5-002	
XJR1300	1300 2009		Y01-5-115	Y01-4-115/B			Y01-5-002	
XVS 1300 V-STAR	1300 2007-09	Y01-3-171 Y01-3-171/B	Y01-4-148	Y01-4-148/B				
XVS 1300 V-STAR	1300 2010-17		Y01-4-148	Y01-4-148/B				
XV1600 ROADSTAR WILDSTAR	1600 1999-03	Y01-3-154 Y01-3-154/B						
XV1700 ROADSTAR WARRIOR	1700 2002-03	Y01-3-119 Y01-3-119/B	Y01-4-054	Y01-4-054/B				
XV1700 ROAD STAR	1700 2004-05	Y01-3-154 Y01-3-154/B						
XV1700 ROAD STAR	1700 2006-07	Y01-3-176 Y01-3-176/B	Y01-4-158					
XV1700 ROAD STAR	1700 2008-10	Y01-3-176 Y01-3-176/B						
XV1700 ROAD STAR S	1700 2009-14	Y01-3-176 Y01-3-176/B						
XV1700 ROAD STAR MIDNIGHT	1700 2004-05	Y01-3-154 Y01-3-154/B						
XV1700 ROAD STAR MIDNIGHT	1700 2006-07	Y01-3-176 Y01-3-176/B	Y01-4-158					
XV1700 ROAD STAR MIDNIGHT	1700 2008-14	Y01-3-176 Y01-3-176/B						
XV1700 ROAD STAR MIDNIGHT SILVERADO	1700 2004-05	Y01-3-154 Y01-3-154/B						
XV1700 ROAD STAR MIDNIGHT SILVERADO	1700 2006-07	Y01-3-176 Y01-3-176/B	Y01-4-158					
XV1700 ROAD STAR MIDNIGHT SILVERADO	1700 2008-09	Y01-3-176 Y01-3-176/B						
XV 1700 ROAD STAR SILVERADO	1700 2004-05	Y01-3-154 Y01-3-154/B						
XV1700 ROAD STAR SILVERADO	1700 2006-07	Y01-3-176 Y01-3-176/B	Y01-4-158					

Manufacturer, Model, CC & Year		CLUTCH (add /B for braided cable)	THROTTLE STANDARD	THROTTLE BRAIDED	888 TWISTGRIP (Add A or remove /888 for cables only)	600A TWISTGRIP (remove A or /B for cables only)	CHOKE/ STARTER STANDARD	CHOKE/ STARTER BRAIDED
XV1700 ROAD STAR SILVERADO	1700 2008-09	Y01-3-176 Y01-3-176/B						
XV1700 ROAD STAR SILVERADO S	1700 2008-09	Y01-3-176 Y01-3-176/B						
XV1900 RAIDER	1900 2008-17		Y01-4-116	Y01-4-116/B				
XV1900 RAIDER S	1900 2008-15		Y01-4-116	Y01-4-116/B				
XV 1900A ROAD/STRATOLINER	1900 2006-14		Y01-4-140					
XV 1900A STRATOLINER DELUXE	1900 2011-14		Y01-4-140					

Performance
Safety
Quality
Style

Venhill Engineering Ltd. 21 Ranmore Road, Dorking, Surrey, RH4 1HE
Tel: +44 (0) 1306 885111 www.venhill.co.uk Email: info@venhill.co.uk
Registered Office: 21 Ranmore Road, Dorking, Surrey RH4 1HE U.K. Reg No. 00992104

Powerhose Plus Cruz Tools Magura Featherlight



Classic Road Bike Cables & Hoses

- ▶ All made with Teflon Liners
- ▶ Stainless steel wire for clutch, throttle and choke cables.
- ▶ Galvanised steel wire for brake cables.
- ▶ Stainless Steel Braided Hoses
- ▶ UK Factory Made & Tested
- ▶ Separate Fitting for Perfect Alignment
- ▶ Hose Fittings available in:
 - Chrome
 - Stainless Steel
 - Black
- ▶ Stainless steel braided or PVC coated in a range of colours...



Numbering system for cables

Y01-1- 001 - BL

Manufacturer

Cable number

Cable Colour

BK - Black

BL - Blue

GR - Green

GY - Grey

OR - Orange

RD - Red

WT - White

YE - Yellow

- 1 = front brake
- 2 = rear brake
- 3 = clutch
- 4 = throttle
- 5 = choke
- 6 = decompression
- 7 = speedo
- 8 = tachometer
- 10 = oil pump
- 11 = power valve
- 12 = seat lock



Check out our resources section online at

www.venhill.co.uk

for more information about the products we can offer

Model Type, Size & Year	FRONT BRAKE	REAR BRAKE	CLUTCH CABLE	THROTTLE CABLE (s)	CHOKE	SPEEDO	TACHO
BMW							
BMW 450cc							
R45 1978-80	BMW-4001F			B03-4-120		B03-7-101	B03-8-101
R45 1981-85	BMW-4001F			B03-4-124	B03-5-101	B03-7-101	B03-8-101
		(2 in pkt, J/Box to Carb)		B03-4-126	B03-5-102	(Choke, J/Box to Carb)	
BMW 500cc							
R50, R50S, R50/2 1955-67	B03-1-101		B03-3-101	B03-4-101		B03-7-101	B03-8-101
As above with 'HI' - BAR	B03-1-101A		B03-3-101A	B03-4-101A		B03-7-101	B03-8-101
As above with 'US' - BAR	B03-1-101B					B03-7-101	B03-8-101
R50/5 1969-73	B03-1-102		B03-3-102	B03-4-101		B03-7-101	B03-8-101
As above with 'HI' - BAR			B03-3-103	B03-4-101A		B03-7-101	B03-8-101
As above with 'US' - BAR			B03-3-103			B03-7-101	B03-8-101
BMW 600-650cc							
R60, R60/2 1955-67	B03-1-101		B03-3-101	B03-4-101		B03-7-101	B03-8-101
As above with 'HI' - BAR	B03-1-101A		B03-3-101A	B03-4-101A		B03-7-101	B03-8-101
As above with 'US' - BAR						B03-7-101	B03-8-101
R60/5, R60/6, 1969-76	B03-1-102		B03-3-102	B03-4-101		B03-7-101	B03-8-101
As above with 'HI' - BAR			B03-3-103	B03-4-101A		B03-7-101	B03-8-101
As above with 'US' - BAR			B03-3-103			B03-7-101	B03-8-101
R60/7 1976-78	B03-1-103		B03-3-102	B03-4-101		B03-7-101	B03-8-101
As above with 'HI' - BAR	B03-1-104		B03-3-103	B03-4-101A		B03-7-101	B03-8-101
R60T up to 1980	B03-1-106		B03-3-103	B03-4-122		B03-7-101	B03-8-101
R65 1978-80	BMW-6001F			B03-4-120		B03-7-101	B03-8-101
R65 1981-85	BMW-6001F			B03-4-124	B03-5-101	B03-7-101	B03-8-101
		(2 in pkt, J/Box to Carb)		B03-4-126	B03-5-102	(Choke, J/Box to Carb)	
R65 LS 1982-85	BMW-6006F			B03-4-124	B03-5-101	B03-7-101	B03-8-101
		(2 in pkt, J/Box to Carb)		B03-4-126	B03-5-102	(Choke, J/Box to Carb)	
R69, R69S 1955-67	B03-1-101		B03-3-101	B03-4-101		B03-7-101	B03-8-101
As above with 'HI' - BAR	B03-1-101A		B03-3-101A	B03-4-101A		B03-7-101	B03-8-101
BMW 750cc							
R75/5 1969-74	B03-1-102		B03-3-102	B03-4-120		B03-7-101	B03-8-101
As above with 'HI' - BAR			B03-3-103	B03-4-122		B03-7-101	B03-8-101
R75/6, R75/7 1973-77	B03-1-103		B03-3-102	B03-4-120		B03-7-101	B03-8-101
As above with 'HI' - BAR	B03-1-104		B03-3-103	B03-4-122		B03-7-101	B03-8-101
R75T up to 1980	B03-1-106		B03-3-103	B03-4-122		B03-7-101	B03-8-101
K75C 1985-87	BMW-7001F	BMW-7001R	B03-3-105	B03-4-112	B03-5-103		
K75S 1986-87	BMW-7003F	BMW-7003R	B03-3-106	B03-4-115	B03-5-104		
K75T 1986-87	BMW-7002F		B03-3-105	B03-4-116	B03-5-105		
As above with 'US' - BAR							
K75 1987	BMW-7001F	BMW-7001R	B03-3-106	B03-4-112	B03-5-103		
K75 1988	BMW-7001F	BMW-7001R	B03-3-106	B03-4-119	B03-5-103		
K75C 1988	BMW-7001F		B03-3-105	B03-4-119	B03-5-103		
K75 1989-96	BMW-7001F	BMW-7001R	B03-3-106	B03-4-119	B03-5-103		
As above with 'US' - BAR		BMW-7001R					
K75S 1989-96	BMW-7003F	BMW-7003R	B03-3-106	B03-4-117	B03-5-104		

Model Type, Size & Year	FRONT BRAKE	REAR BRAKE	CLUTCH CABLE	THROTTLE CABLE (s)	CHOKE	SPEEDO	TACHO
K75LT/RT 1990-96	BMW-7002F	BMW-7002R	B03-3-105	B03-4-118		B03-5-105	
BMW 800cc							
R80/7 1977-80 Cables	B03-1-103		B03-3-102	B03-4-120		B03-7-101	B03-8-101
" " " " Brake Hoses	BMW-8004F						
As above with 'HI' - BAR	B03-1-104		B03-3-103	B03-4-122		B03-7-101	B03-8-101
R80T up to 1980	B03-1-106		B03-3-103	B03-4-122		B03-7-101	B03-8-101
" " " " Brake Hoses	BMW-8005F		lever to J/box				
R80G/S 1980-87	BMW-8001F		B03-3-103	B03-4-125	B03-5-101A		
R80ST 1982-84			B03-3-103	B03-4-125	B03-5-101A	B03-7-101	B03-8-101
R80RT 1982-88	BMW-8003F		B03-3-103	B03-4-125	B03-5-101A	B03-7-101	B03-8-101
R80 1985-94			B03-3-102	B03-4-124	B03-5-101		
R80G/S P-D 1986-87	BMW-8001F		B03-3-103	B03-4-125	B03-5-101A		
R80GS 1988-94			B03-3-103	B03-4-125	B03-5-101A		
R80RT 1989-94			B03-3-103	B03-4-125	B03-5-101A	B03-7-101	B03-8-101
R80R 1994			B03-3-102	B03-4-124	B03-5-101	B03-7-101	B03-8-101
28/32mm Bing Carbs.		(2 in pkt, J/Box to Carb)		B03-4-126		B03-5-102	(Choke, J/Box to Carb)
40mm Bing Carbs		(2 in pkt, J/Box to Carb)		B03-4-127			
BMW 850cc							
R850 / R850RT 1995-97			B03-3-107			B03-5-106	
BMW 900cc							
R90/6 1973-76	B03-1-103		B03-3-102	B03-4-120		B03-7-101	B03-8-101
As above with 'HI' - BAR	B03-1-104		B03-3-103	B03-4-120A		B03-7-101	B03-8-101
R90S 1973 Dellorto Carb	B03-1-103		B03-3-102	B03-4-105	(Dellorto)	B03-7-101	B03-8-101
R90S 1973-76 Bing Carb	B03-1-103		B03-3-102	B03-4-101	B03-5-107	B03-7-101	B03-8-101
BMW 1000cc							
R100/7 1976-79 Cables	B03-1-103		B03-3-102	B03-4-121		B03-7-101	B03-8-101
" " " " Brake Hoses	BMW-10009F	BMW-10009R					
As above with 'HI' - BAR	B03-1-104		B03-3-103	B03-4-123		B03-7-101	B03-8-101
R100S 1976-80 Cables	B03-1-105		B03-3-102	B03-4-121		B03-7-101	B03-8-101
" " " " Brake Hoses	BMW-10009F	BMW-10009R					
R100RS 1976-80 Cables	B03-1-105		B03-3-102	B03-4-121		B03-7-101	B03-8-101
" " " " Brake Hoses	BMW-10009F	BMW-10009R					
R100T 1979-80 Cables	B03-1-106		B03-3-103	B03-4-123		B03-7-101	B03-8-101
" " " " Brake Hoses	BMW-10009F	BMW-10009R					
As above with 'US' - BAR			B03-3-103			B03-7-101	B03-8-101
R100RT 1979-80 Cables	B03-1-106		B03-3-103	B03-4-123		B03-7-101	B03-8-101
" " " " Brake Hoses	BMW-10009F	BMW-10009R		Control lever to J/box			
R100 1981-84	BMW-10010F		B03-3-103	B03-4-125	B03-5-101	B03-7-101	B03-8-101
R100CS 1981-84 Single Disc	BMW-10010F		B03-3-103	B03-4-125	B03-5-101A	B03-7-101	B03-8-101
" " " " " Twin Discs	BMW-10011F		B03-3-103	B03-4-125	B03-5-101A	B03-7-101	B03-8-101
R100RS 1981-84	BMW-10006F	BMW-10006R	B03-3-102	B03-4-124	B03-5-101B	B03-7-101	B03-8-101
R100RT 1981-84	BMW-10007F	BMW-10007R	B03-3-103	B03-4-125	B03-5-101A	B03-7-101	B03-8-101
		(Throttle, J/Box to Carb)		B03-4-127	B03-5-102		(Choke, J/Box to Carb)

Model Type, Size & Year	FRONT BRAKE	REAR BRAKE	CLUTCH CABLE	THROTTLE CABLE (s)		CHOKE	SPEEDO	TACHO
R100RS 1987-88			B03-3-102	B03-4-124		B03-5-101B	B03-7-101	B03-8-101
R100RS 1989-93			B03-3-102 (Throttle, J/Box to Carb)	B03-4-124 B03-4-126		B03-5-101B B03-5-102	B03-7-101 (Choke, J/Box to Carb)	B03-8-101
R100RT 1987-88			B03-3-103	B03-4-125		B03-5-101A	B03-7-101	B03-8-101
R100RT 1989-94			B03-3-103	B03-4-125		B03-5-101A	B03-7-101	B03-8-101
R100RT Classic 1995-96			B03-3-103 (Throttle, J/Box to Carb)	B03-4-125 B03-4-126		B03-5-101A B03-5-102	B03-7-101 (Choke, J/Box to Carb)	B03-8-101
R100R 1992-94			B03-3-103	B03-4-128			B03-7-101	B03-8-101
R100R Mystic 1994-96			B03-3-103	B03-4-128			B03-7-101	B03-8-101
R100R Classic 1995-96			B03-3-103	B03-4-128			B03-7-101	B03-8-101
R100GS 1987-94			B03-3-103	B03-4-128			B03-7-101	B03-8-101
R100GS P-D 1993-94			B03-3-103	B03-4-128			B03-7-101	B03-8-101
R100GS P-D Classic 95-96	BMW-10005F	BMW-10005R	B03-3-103	B03-4-128			B03-7-101	B03-8-101
K100 1983-87	BMW-10001F	BMW-10001R	B03-3-106	B03-4-112		B03-5-103		
K100 1988-90	BMW-10001F	BMW-10001R	B03-3-106	B03-4-119		B03-5-103		
K100RS 1983-87 Not ABS	BMW-10003F	BMW-10003R	B03-3-106	B03-4-115		B03-5-104		
K100RS 1988-90 Not ABS	BMW-10003F	BMW-10003R	B03-3-106	B03-4-117		B03-5-104		
K100RS Spl.Edtn. 1988-90			B03-3-106	B03-4-117		B03-5-104		
K100RT 1984-87	BMW-10004F	BMW-10004R	B03-3-105	B03-4-116		B03-5-105		
K100RT 1984-87 'US'-BAR	BMW-10004F	BMW-10004R		B03-4-116A		B03-5-105		
K100RT 1988-On	BMW-10004F	BMW-10004R	B03-3-105	B03-4-118		B03-5-105		
K100RT 1988-On 'US'BAR	BMW-10004F	BMW-10004R		B03-4-118A		B03-5-105		
K100LT 1986-91 ABS	BMW-10002F	BMW-10002R	B03-3-105	B03-4-118		B03-5-105		
K '1' 1989-93	BMW-10012F	BMW-10012R	B03-3-106					
BMW 1100cc								
K1100 LT/RT 1992-On			B03-3-105					
K1100 RS 1992-On			B03-3-106					
R1100 GS 94-99 Not ABS	BMW-11002F	BMW-11002R	B03-3-107					
R1100RT / R1100			B03-3-107			B03-5-106		
R1100RS 1992-01			B03-3-110					
R1100RS (ABS) 1992-01	BMW-11005F	BMW-11005R	B03-3-110					
ARMSTRONG								
MT 500 1984-on			C01-3-019					
CZ								
CZ 125/175cc								
MK1 – MK5 MODELS			C04-3-100					
CZ 250/350cc								
ALL MODELS			C04-3-101					
DUCATI								
DUCATI 600cc								
600 PANTAH " " " "			D02-3-102	D02-4-109 D02-4-110	(Long) (Short)		D02-7-102	D02-8-102
600 PANTAH TL	D02-1-103/P		D02-3-104	D02-4-111	(Long)		D02-7-102	D02-8-102

Model Type, Size & Year	FRONT BRAKE	REAR BRAKE	CLUTCH CABLE	THROTTLE CABLE (s)		CHOKE	SPEEDO	TACHO
" " " " "				D02-4-112	(Short)			
DUCATI 750cc								
750S 1970-84		D02-2-101	D02-3-101					
750SS 1970-84		D02-2-101	D02-3-101					
750GT 1970-84			D02-3-103	D02-4-104				
" " " " "			Short (J/box to carb 32mm)	D02-4-105				
" " " " "			Long (J/box to carb 32mm)	D02-4-106				
DUCATI 860cc								
860GT 1970-84		D02-2-100T4	D02-3-103	D02-4-104				
" " " " "			Short (J/box to carb 32mm)	D02-4-105				
" " " " "			Long (J/box to carb 32mm)	D02-4-106				
DUCATI 900cc								
900SS 1970-83	DUC-9001F		D02-3-101	D02-4-107	(Long)		D02-7-101	D02-8-101
" " " " "				D02-4-108	(Short)			
900SS 1984	DUC-9002F		D02-3-101	D02-4-107	(Long)		D02-7-101	D02-8-101
" " " " "				D02-4-108	(Short)			
900SS 1993	DUC-9022F	DUC-9022R						
900SSD 1970-84			D02-3-101	D02-4-107	(Long)		D02-7-101	D02-8-101
" " " " "				D02-4-108	(Short)			
900MHR 1970-84			D02-3-101					
900 DARMAH 1970-84			D02-3-103	D02-4-101	T/G to J/box			
			Short (J/box to carb 40mm)	D02-4-102				
			Long (J/box to carb 40mm)	D02-4-103				
HONDA								
CB 250 1978-79				H02-4-106				
VFR 400 R NC24 1987-88	HON-4016F	HON-4016R		H02-4-067				
VFR 400 R NC30 1989-92	HON-4017F	HON-4017R		Standard H02-4-061	HRC T/G assembly HRC-4-061			
CX 500 1977			H02-3-101					
CB 750 F 1977-78				H02-4-124				
VF1000R 1985-86				H02-4-114				
GL 1000 GOLDWING USA, CA, SA, AUS 1975-1976			H02-3-162			H02-5-117		
GL 1000 GOLDWING USA, CA, SA, AUS 1977-1979			H02-3-163					
GL 1000 GOLDWING LTD 1976			H02-3-163			H02-5-117		
GL 1000 GOLDWING UK, FR & DE 1976-79			H02-3-164			H02-5-117		
GL 1100 GOLDWING USA, UK, FR, DE 1980-1981			H02-3-165			H02-5-117		
GL 1100 GOLDWING USA, UK, FR, DE 1982						H02-5-117		
GL 1100 GOLDWING CA, SA, AUS 1980-1981			H02-3-166			H02-5-117		
GL 1100 GOLDWING CA, SA, AUS 1982-1983			H02-3-167					
GL 1100 INTERSTATE 1982						H02-5-117		

Model Type, Size & Year	FRONT BRAKE	REAR BRAKE	CLUTCH CABLE	THROTTLE CABLE (s)	CHOKE	SPEEDO	TACHO
KAWASAKI							
KAWASAKI 550cc							
Z550 LTD 1980-83	KAW-5016F		K02-3-103	K02-4-137			
KAWASAKI 650cc							
Z650 SR 1978-79			K02-3-104	K02-4-137			
KAWASAKI 900cc							
Z1 1973-75			K02-3-155				
Z900 1976			K02-3-155				
KAWASAKI 1000cc							
AR 50 (A1) 1982			K02-3-106				
Z 250 (A1-A2) 1979-82			K02-3-105				
KZ 1000 1977-78			K02-3-155				
ZL1000 ELIMINATOR 1987						K02-5-006	
LAVERDA							
LAVERDA 500-750cc							
ALPINO 500			L02-3-102				L02-7-102
MONTJUICH 500		LAV-5001R	L02-3-102				L02-7-102 L02-8-105
750 MODELS Nippon-denso clock 'Ghost'							L02-7-102 L02-8-104 L02-7-107
LAVERDA 1000-1200cc							
JOTA MODELS LOW BAR	LAV-7001F	LAV-7001R	L02-3-100T4	L02-4-101			L02-7-102 L02-8-102
JOTA MODELS HI-BAR	LAV-7001F	LAV-7001R	L02-3-101T4	L02-4-103			L02-7-102B (+2") L02-8-102
JOTA MODELS Nippondenso clock 1000 RGA Nippondenso clock							L02-7-104 L02-8-101
1000 RGS 1983							L02-7-101
1000 SFC with Veglia Clock							L02-8-103
1200 MIRAGE							L02-7-103 L02-8-102
JIRAMA							L02-7-102
MOTO GUZZI							
MOTO GUZZI 500cc							
V50 MK2 MODELS	M06-1-100		M06-3-100	M06-4-100	Note: A= inner only. Remove A for Inner & outer		M06-7-102A M06-8-101A
V50 MK3 MODELS			M06-3-101	M06-4-101			M06-7-102A M06-8-101A
MOTO GUZZI 650cc							
V65GT 1989	GUZ-6001F	GUZ-6001R					
MOTO GUZZI 850cc							
LE MANS MK1	Twin disc		M06-3-102	M06-4-102			M06-7-100 M06-8-100
LE MANS MK2	Twin disc		M06-3-102	M06-4-103			M06-8-101
LE MANS MK3	Twin disc		M06-3-102	M06-4-109			M06-8-104

Model Type, Size & Year		FRONT BRAKE	REAR BRAKE	CLUTCH CABLE	THROTTLE CABLE (s)		CHOKE	SPEEDO	TACHO
850 T2	1974-77	Single disk							
850 T2 California	1974-77				M06-4-108				
850 T3	1975-78	Linked Brkng.		M06-3-105	M06-4-105			M06-7-101	M06-8-102A
850 T3 California	1975-78	Linked Brkng.		M06-3-104	M06-4-104			M06-7-101	M06-8-102A
850 T3	1980-83				M06-4-107				
850 T4	1979-83				M06-4-107			M06-7-101	M06-8-102A
MOTO GUZZI 1000cc									
SPADA MK1-MK2				M06-3-102	M06-4-106 (for twin pull)			M06-7-101	M06-8-101A
V-1000 Convert	1975-78	Twin disc						M06-7-101	
MZ									
MZ 125/150cc									
TS 125/150	1973-84	M05-1-101	M05-2-100	M05-3-103	M05-4-105			M05-7-101	
TS 125/150 Hi-Bar	1973-84	M05-1-100	M05-2-100	M05-3-104			M05-5-101	M05-7-101	
ETZ 125/150		M05-1-100	M05-2-100	M05-3-103	M05-4-105		M05-5-101	M05-7-101	
MZ 250cc									
TS 250/1 Sport	1974-80	M05-1-101		M05-3-101			M05-5-101	M05-7-102	M05-8-102
TS 250/1 Hi-Bar	1974-80	M05-1-100		M05-3-100			M05-5-101	M05-7-102	M05-8-102
TS 250/2 Sport		M05-1-101		M05-3-101			M05-5-101	M05-7-102	M05-8-102
TS 250/2 Hi-Bar		M05-1-100		M05-3-100			M05-5-101	M05-7-102	M05-8-102
250/5 Sport	1978-80	M05-1-101		M05-3-102			M05-5-101	M05-7-102	M05-8-102
250/5 Hi-Bar	1978-80	M05-1-100		M05-3-100		OIL PUMP	M05-5-101	M05-7-102	M05-8-102
ETZ 250 UP TO	1981	M05-1-100		M05-3-101		M05-10-100	M05-5-100	M05-7-102	M05-8-102
ETZ 250	1982-on	MZ-2001F		M05-3-105	M05-4-106	M05-10-100	M05-5-100	M05-7-102	M05-8-103
ETZ 251	1990-92			M05-3-106		M05-10-100	M05-5-100	M05-7-102	M05-8-103
ETZ 251	1993-on			M05-3-106		M05-10-100	M05-5-100	M05-7-102	M05-8-103
MZ 600cc									
660 Roadster		MZ-6001F		MZ-6001R					
660 Scorpion Traveller	1997	MZ-6002F		MZ-6002R					
MZ SIMPSON									
SIMPSON 50cc									
1978-80 MODELS								S04-7-100	S04-8-100
MORINI									
MORINI 250/350/500cc									
125 H	1975-79			M07-3-102					
250 2C	1980-84	<u>Top-Part</u> M07-1-103	<u>Lower-Part</u> M07-1-102	M07-3-101	<u>Front Cyl.</u> M07-4-104	<u>Rear Cyl.</u> M07-4-103	M07-5-104		
350 SPORT d/drum	1974-76	<u>Top-Part</u> M07-1-103	M07-2-102T4	M07-3-103	M07-4-104	M07-4-103	M07-5-104		
		<u>Lower-Part</u> M07-1-102							
350 STRADA	1973-76	M07-1-101	M07-2-102T4	M07-3-104	M07-4-102	M07-4-101	M07-5-104		
350 SPORT disc	1977-on	<u>Top-Part</u> M07-1-103	M07-2-102T4	M07-3-101	M07-4-104	M07-4-103	M07-5-104		
		<u>Lower-Part</u>							

Model Type, Size & Year	FRONT BRAKE	REAR BRAKE	CLUTCH CABLE	THROTTLE CABLE (s)		CHOKE	SPEEDO	TACHO
	M07-1-102							
350 STRADA disc 1977-on	M07-1-101	M07-2-102T4	M07-3-102	M07-4-102	M07-4-101	M07-5-104		
500 SPORT 1978-on			M07-3-101	M07-4-105	M07-4-106	M07-5-104		
500 STRADA 1978-on			M07-3-102	M07-4-105	M07-4-106	M07-5-104		
Universal throttle with midway adjuster all models				M07-4-107	M07-4-108			
NORTON								
NORTON DOMINATOR & ATLAS MODELS 500cc - 750cc								
Single Leading Shoe Front Brake				T/G to J/Box	J/Bx to Carb	OIL LINE C/H	5' 9.5" Long	2' 8" Long
500 MODEL '88' 1956-ON	N01-1-103 N01-1-103S (+ switch)		N01-3-105*	N01-4-101 Full kit	N01-4-102 N01-4-107		N01-7-100	N01-8-101
600 MODEL '99' 1956-ON	N01-1-103 N01-1-103S (+ switch)		N01-3-105*	N01-4-101 Full kit	N01-4-102 N01-4-107		N01-7-100	N01-8-101
650 MODEL 'SS' 1962-ON	N01-1-103 N01-1-103S (+ switch)		N01-3-105*	N01-4-116A Full kit	N01-4-102 N01-4-116		N01-7-100	N01-8-101
750 ATLAS 1963-ON	N01-1-103 N01-1-103S (+switch)		N01-3-105*	N01-4-116A Full kit	N01-4-102 N01-4-116		N01-7-100	N01-8-101
*note: For 'AMC' gearboxes only. Not suitable for 'lay down' gear boxes. (Outer Length 51")								
NORTON COMMANDO 750cc								
Single Leading Shoe Brake						OIL LINE C/H		2' 6" Long
750 MODELS 1968	N01-1-101 N01-1-101T4 (heavy duty)	N01-2-100T4	N01-3-106	N01-4-101 Full kit	N01-4-102 N01-4-107	N01-10-100/P	N01-7-100	N01-8-100
750 MODELS 1969-73	N01-1-101 N01-1-101ST4 (heavy duty + switch)	N01-2-100T4	N01-3-101	N01-4-101 Full kit	N01-4-102 N01-4-107	N01-10-100/P	N01-7-100	N01-8-100
750 FASTBACK 1969-73	N01-1-101	N01-2-100T4	N01-3-101	N01-4-101 Full kit	N01-4-102 N01-4-107	N01-10-100/P	N01-7-100	N01-8-100
All 750 Models with Twin Leading Shoe front brake (For US bar request + 5")								
Twin Leading Shoe Front brake	N01-1-104	Outer 972mm (38 1/4") nose to end of adjuster Clearance wire fully tightened L/nut to centre hole of clevis @ 190mm (7 1/2")						
750 ROADSTER 1970-73		N01-2-100T4	N01-3-101	N01-4-101 Full kit	N01-4-102 N01-4-107	N01-10-100/P	N01-7-100	N01-8-100
750 MODELS 1970-73 US-BAR		N01-2-100T4	N01-3-102	N01-4-111 Full kit	N01-4-102 N01-4-118	N01-10-100/P	N01-7-100	N01-8-100
750 INTERSTATE 1972-73		N01-2-100T4	N01-3-101	N01-4-101 Full kit	N01-4-102 N01-4-107	N01-10-100/P	N01-7-100	N01-8-100
NORTON COMMANDO 850cc								
850 Mk1 MODELS 1973		N01-2-100T4 ST4 for switch	N01-3-101	N01-4-103 Full kit	N01-4-102 N01-4-108	N01-10-100/P	N01-7-100	N01-8-100
850 Mk1 MODELS US-BAR		N01-2-100T4 ST4 for switch	N01-3-102	N01-4-114 Full kit	N01-4-102 N01-4-119	N01-10-100/P	N01-7-100	N01-8-100
850 Mk1 'HI' - RIDER 1973	N01-1-102	N01-2-100T4	N01-3-104	N01-4-115	N01-4-102	N01-10-100/P	N01-7-100	N01-8-100

Model Type, Size & Year	FRONT BRAKE	REAR BRAKE	CLUTCH CABLE	THROTTLE CABLE (s)		CHOKE	SPEEDO	TACHO
		ST4 for switch		Full kit	N01-4-117			
850 Mk2 MODELS 1974		N01-2-100T4	N01-3-101	N01-4-103	N01-4-102	N01-10-100/P	N01-7-100	N01-8-100
		ST4 for switch		Full kit	N01-4-108			
850 Mk2 MODELS US-BAR		N01-2-100T4	N01-3-102	N01-4-114	N01-4-102	N01-10-100/P	N01-7-100	N01-8-100
		ST4 for switch		Full kit	N01-4-119			
850 Mk2 'HI' - RIDER 1974	N01-1-102	N01-2-100T4	N01-3-104	N01-4-115	N01-4-102	N01-10-100/P	N01-7-100	N01-8-100
		ST4 for switch		Full kit	N01-4-117			
850 Mk3 MODELS 1975-On		N01-2-100T4	N01-3-101	N01-4-104	N01-4-102	N01-10-100/P	N01-7-100	N01-8-100
		ST4 for switch		Full kit	N01-4-109			
850 Mk3 MODELS US-BAR		N01-2-100T4	N01-3-102	N01-4-106	N01-4-102	N01-10-100/P	N01-7-100	N01-8-100
		ST4 for switch		Full kit	N01-4-110			
850 INTERPOL (Drum)	N01-1-101	N01-2-100T4	N01-3-101	N01-4-103	N01-4-102	N01-10-100/P	N01-7-100	N01-8-100
				Full kit	N01-4-108			
850 MAJORCA (Low bar)		N01-2-100T4	N01-3-103	N01-4-103	N01-4-102	N01-10-100/P	N01-7-100	N01-8-100
				Full kit	N01-4-108			

PLEASE NOTE FOR NORTON CABLES:

- 1) All brake cables can be supplied with stop light switches if required.
- 2) The oil line for the cylinder head is an uncovered stainless braided line with chromium plated fittings and is supplied complete with banjo bolts and copper washers.
- 3) Clutch outer cable lengths are: **101 - 51" | 102 - 56" | 103 - 46" | 104 - 60 1/2" | 105 - 51" | 106 - 51"** for steel levers.
- 3) Throttle outer lengths are:
101 - 22 7/8" | 102 - 10 11/16" | 103 - 22 7/16" | 104 - 21 3/4" | 106 - 28 7/8" | 111 - 25 7/16" | 114 - 26 11/16"
115 - 32 1/2" | 116A - 22 7/8"

PUCH

PUCH MAXI		P01-2-100			<u>STARTER</u> P01-6-100	<u>DECOMP</u> P01-6-101	P01-7-100	
-----------	--	-----------	--	--	-----------------------------	----------------------------	-----------	--

SUZUKI

GT 250	1973-77		S01-3-104 S01-3-104/B	S01-4-150				
TS 250	1969-70		S01-3-104 S01-3-104/B					
T305	1969		S01-3-104 S01-3-104/B					
T 350 REBEL	1969-72		S01-3-104 S01-3-104/B					
GT 380	1974		S01-3-104 S01-3-104/B					
T 500 TITAN	1968-75		S01-3-104 S01-3-104/B					
GS 450 E	1980			S01-4-142				
GS 550 M	1981-82			S01-4-142				
GS 650 GT 'FLAT BAR' 81-83				S01-4-142				
GS 750	1977-79			S01-4-132				
GS 850 G	1979			S01-4-132				
GS 850 G 'NEUTRAL' 85-86				S01-4-142				
GS 850 G 'FLAT' 1982-86				S01-4-142				
GS 850	1986			S01-4-132				
GS 1000	1978			S01-4-132				

Model Type, Size & Year	FRONT BRAKE	REAR BRAKE	CLUTCH CABLE	THROTTLE CABLE (s)	CHOKE	SPEEDO	TACHO
GS 1100 G 'FLAT' 1984-86				S01-4-142			
GS 1150 'NEUTRAL' 84-86				S01-4-142			
TRIUMPH							
TRIUMPH 350cc							
350 UNIT Models 1965-ON			T01-3-101	(42")			
TRIUMPH 500cc							
500 UNIT Models 1965-ON			T01-3-101	(42")			
T100R DAYTONA 1972-74				<u>T/Grip - JB</u>	<u>JB - Carb</u>		
With Single Pull T/grip	T01-1-103		T01-3-101	T01-4-107	T01-4-108		
Brake with light switch	T01-1-103S						
T100C 1970-ON			T01-3-101	T01-4-101			
TRIUMPH 600cc							
600 Speed four			T01-3-113				
TRIUMPH 650cc							
650 UNIT Models 1965-67			T01-3-102	(47")			
T120 Bonneville 1965-67			T01-3-102				
TR6 Trophy 1968-73			T01-3-103	T01-4-102			
" " " " " Export Mdl			T01-3-104	T01-4-103			
T120 Bonneville 1968-70			T01-3-103	T01-4-105	T01-4-106		
" " " " " 'HI' - BAR			T01-3-104	T01-4-115	T01-4-106		
T120 Bonneville 1971-73	T01-1-105		T01-3-103	T01-4-104	Twin pull T/G		
TRIUMPH 750cc							
TR7V Tiger 1973-79			T01-3-103	T01-4-102			
" " " " " Export Mdl			T01-3-104	T01-4-103			VEGLIA CLOCKS
TR7 Tiger 1979-ON			T01-3-103	T01-4-117		T01-7-102	T01-8-100
TR7 Tiger 1979-ON Export			T01-3-104	T01-4-118		T01-7-102	T01-8-100
T140V Bonneville 1973-78			T01-3-106	T01-4-125	T01-4-106	<u>Lower Choke</u>	
T140V Bonneville 1973-78						T01-5-108	
						<u>Upper Choke</u>	
T140V Bonneville 1973-78						T01-5-109	
" " " " " HIGH' - BAR			T01-3-107	T01-4-126	T01-4-106		
						FULL KIT	VEGLIA CLOCKS
T140E Bonneville UK BAR 1979-83			T01-3-106	T01-4-109	T01-4-110	T01-5-106	T01-7-102
				T/grip - J/box	J/box to carb		
T140E Bonneville HIGH' BAR 1979-83			T01-3-107	T01-4-116	T01-4-110		T01-7-102
				T/grip - J/box	J/box to carb		
T140E Bonneville UK BAR pre-1979			Full kit with aftermarket J/box		T01-4-131		
T140E Bonneville HIGH / US BAR pre-1979			Full kit with aftermarket J/box		T01-4-129		
T140E Bonneville UK BAR 1979-on			Full kit with aftermarket J/box		T01-4-132		
T140E Bonneville HIGH / US BAR 1979-on			Full kit with aftermarket J/box		T01-4-130		
T140 HARRIS Bonneville UK BAR			T01-3-112	T01-4-123	T01-4-121	T01-5-106	
T140 HARRIS Bonneville HIGH' - BAR			T01-3-111	T01-4-120	T01-4-121		

Model Type, Size & Year	FRONT BRAKE	REAR BRAKE	CLUTCH CABLE	THROTTLE CABLE (s)	CHOKE	SPEEDO	TACHO
T140 HARRIS Bonneville UK Complete with junction box.				T01-4-122		T01-5-106	
T150 Trident			T01-3-108	T01-4-111		T01-5-105	T01-7-100
T150V Trident 'US' Export			T01-3-105	T01-4-113		T01-5-105	T01-7-101 TAC-8-204
T160 Trident 1975/76	TRI-7003F	TRI-7003R	T01-3-108	T01-4-112		T01-5-105	T01-7-101 TAC-8-206
T160 Trident 'US' Export			T01-3-105	T01-4-114		T01-5-105	T01-7-101 TAC-8-206
T160 'LEGEND'			T01-3-110T4	T01-4-119		T01-5-105	T01-7-101 TAC-8-206
T150 'SLIPPERY SAM'			T01-3-109	T01-4-111		T01-5-105	T01-7-101
YAMAHA							
YAMAHA UP TO 350cc							
DT 125 LC 1982-83	Y01-1-101		Y01-3-106				
DT 125 1978-81			Y01-3-108				
RZ 125 1982			Y01-3-109				
DT175 1978-81			Y01-3-108				
XS 250 C/D 1978-81			Y01-3-102				
TDR 240 1988-90	YAM-2002F	YAM-2002R		Y01-4-079		Y01-7-108	
TDR 250 1988-90	YAM-2002F	YAM-2002R		Y01-4-079		Y01-7-108	
TDR 250 1991-93	YAM-2002F	YAM-2002R					
TZR 250 1985-91				Y01-4-068			
RD 250 LC 1981			Y01-3-163				
RD 350 LC 1982			Y01-3-163				
RZ 250 R 1983			Y01-3-164				
RZ 350 L 1984			Y01-3-164				
RZ 350 N 1985			Y01-3-164				
RZ 350 NC 1985			Y01-3-164				
RZ 350 NC2 1985			Y01-3-164				
YAMAHA 400cc							
RD400 1976-79			Y01-3-100				
YAMAHA 650CC+							
XS 650 1975-79			Y01-3-167				
XS 650 1980-81			Y01-3-168				
XS 650 S 1978-83			Y01-3-168				
XS 750 S 1978-79			Y01-3-169				
XS 850 L 1980-81			Y01-3-169				
XS 850 S 1980-81			Y01-3-169				

SPEEDOMETER CABLES

We can manufacture speedometer cables for classic Triumph, Norton and BSA motorcycles – Using Chronometric, Magnetic and Veglia clocks. Please contact our sales department for further information. Just tell us the length and what clock you have.

HONDA

UNIVERSAL SPEEDOMETER CABLE 106cms	H02-7-103
XL 200 R (D-E), XR 200 R 1984-2002 (E-2), CG125 1998-2001 (W-1) & CG125M 2001 (M1)	H02-7-006

DUCATI

900 SS/SSD '70-'84	D02-7-101
600 PANTAH '81-'82	D02-7-102

750 SPORT 1990	D02-7-103
851/888 '87-'94	D02-7-104
KAWASAKI	
UNIVERSAL SPEEDOMETER CABLE 100cm	K02-7-102
UNIVERSAL TACHOMETER 58cm	K02-8-101
EX250 '90-'04, KR1 & S '89-'91	K02-7-105
NINJA ZX-6 (ZX600) '90-'93, ER250 '88, EX305 (GPZ-305) '89-'94	K02-7-106
NINJA 750R (ZX750) '87-'90, NINJA ZX9R (ZX900) '94-'97	K02-7-107
SUZUKI	
UNIVERSAL SPEEDOMETER CABLE 110cms	S01-7-101
PE 250 1977, GS 450 E 1983, GS 450 T 1981-1982, GS 450 GA 1982-1985, GS 550 1977-1979	S01-7-102
GS 550 E 1978-1979, GS 550 T 1981, GS 550 M 1982, GS 650 E 1981-1982, GS 650 G '81-1983	S01-7-102
GS 650 M 1983, GS 650 GT 1983, GS 750 1977-1979 & GS 750 E 1978-1979	S01-7-102
TRIUMPH	
790 SPEEDMASTER (CARB) '02-'04, 865 SPEEDMASTER (CARB) '05-'07	T01-7-103
865 SPEEDMASTER (EFI) '08-'17, 790 BONNEVILLE AMERICA (CARB) '02-'06	T01-7-103
865 BONNEVILLE AMERICA (CARB) '07 & 865 BONNEVILLE AMERICA (EFI) '08-'16	T01-7-103
YAMAHA	
UNIVERSAL SPEEDOMETER CABLE 105cm	Y01-7-101
TDR 240 '88-'90, TDR 250 '88-'90	Y01-7-108
FJ1100 '84-'85, FJ1200 '86-'93, FZR600 '89-'90, FZR600R '90-'99, FZX700 '86-'87	Y01-7-102
IT275 '80-'81, IT400 '76, SR500 '78-'81, TT225 '86-'87, TT250 '80-'82, TT500 '78-'81	Y01-7-102
TX500 '73-'74, TX650 '73-'74, TX750 '73-'74, XJ550 '81-'83, XJ900 '83	Y01-7-102
XS400 '82-'83, XS500 '75-'78, XS650 '75-'83, XS750 '77-'79, XS850 '80-'81	Y01-7-102
XS1100 '78-'81, XS1/XS2 '70-'72, XT225 '92-'07, XT600 '84-'95, XV250 '96-'01	Y01-7-102
XV535 '87-'00, XZ550 '82-'83, YX600 '86-'90	Y01-7-102
YZF 600 R 1997-07	Y01-7-103
V-MAX 1200 (VMX12) 1986-1997, TDM 850 1992-1993	Y01-7-107
FZR 1000 (B-E) 1991-1993, XJ600S DIVERSION/SECA II (D-G) 1992-1995	Y01-7-106

SEAT LOCK CABLES	
SUZUKI	
GSX 1300 R HAYABUSA	S01-12-100
KAWASAKI	
ZX-6R '95-'97, ZX-9R '94-'97, ZX-7R '96-'03	K02-12-100
ZX-6R '98-'02, ZX-9R '98-'01, ZZR 600 '05-'08	K02-12-101
ZX-6R '03-'04, ZX-6RR '03-'04	K02-12-102
ZX-6R '05-'06, ZX-6RR '05-'06	K02-12-103
ZX-6R '07-'08	K02-12-104
ZX-6R '09-'12, ZX-10R '08-'10	K02-12-105
ZX-6R '13-'18	K02-12-106
Z800A '13-'16, Z800E '13-'16, Z800B '13-'16, Z800C '13-'16, Z800D '13-'16	K02-12-107
ZX-6R 2019 (THIS IS A PAIR OF CABLES)	K02-12-108
TRIUMPH	
955 SPEED TRIPLE 1999-2004	T01-12-100

POWERVALVE CABLES	
KAWASAKI	
KR 1 1989	K02-11-100 & K02-11-101
KR1 S 1990-91	K02-11-100 & K02-11-101
SUZUKI	
RGV 250 T 1996 (FRONT)	S01-11-001 & S01-11-002
RGV 250 T 1996 (REAR)	S01-11-003 & S01-11-004
YAMAHA	
TZ 250 1986-90	Y01-11-003
TZ 250 1991-97	Y01-11-004 & Y01-11-005
ALL RD/RZ MODELS	Y01-11-001
FZR 750 1988-90	Y01-11-006
DT125 LC 1986-87	Y01-11-007
RD 500 LC 1985	Y01-11-008



Off Road Cables & Hoses

- ▶ Cables for Performance Twist Grips
- ▶ Mini Bike Cables & Hoses
- ▶ Off Road Application List

Numbering system for cables

Y01-1- 001 - BL

Manufacturer

Cable number

Cable Colour

BK - Black

BL - Blue

GR - Green

GY - Grey

OR - Orange

RD - Red

WT - White

YE - Yellow

1 = front brake

2 = rear brake

3 = clutch

4 = throttle

5 = choke

6 = decompression

7 = speedo

8 = tacho

10= oil pump

11= power valve







Check out our resources section online at

www.venhill.co.uk






for more information about the products we can offer

SPECIFICATION

Venhill Hoses

-  Manufactured from bore Teflon with a stainless steel over braid.
-  Individually pressure tested to 1500 PSI.
-  PVC covers available in a range of colours:
Black, Carbon, Clear, Green, Orange, Purple, Red, Solid Blue, Translucent Blue, White, Yellow
-  Finished with a swivel nut for perfect alignment when fitting.
-  Hoses are supplied complete with all necessary banjos, rigid central section, rubber boots, copper washers and bushes.
-  Original banjo bolts can be re-used.

Venhill Cables

-  Outer conduit is supplied as standard in a black finish or range of colours:
Blue, Blue, Green, Grey, Orange, Red, White, Yellow
-  Fittings have a shiny polished finish, in aluminium or zinc plated steel.
-  All cables are made with a (PTFE) Teflon liner for super low friction.
-  Clutch, throttle, choke / decompressor cables use stainless steel inner wire for minimum stretch with maximum curvature flexibility.
-  Brake cables use galvanised steel wire for its strong tensile properties and high yield strength.



MINI BIKES

MODEL TYPE & SIZE	F / BRAKE	R / BRAKE	CLUTCH	THROTTLE	VENHILL 600A THROTTLE	SPEEDO
FYM X SPORT 110	FYM-1-001/P		FYM-3-001	FYM-4-001	FYM-4-003	
FYM X SPORT 110 HIGH BARS	FYM-1-002/P		FYM-3-002	FYM-4-002	FYM-4-004	

CABLES FOR PERFORMANCE TWIST GRIPS

MODEL / CARBURETTOR TYPE	TWISTGRIP TYPE			
<u>TRIALS CONTROLS</u>	AMAL T80	VEN. 600A	DOMINO TRIALS	DOHERTY TRIALS
BING or MIKUNI carbs for: Bultaco / Ossa / Suzuki	A04-4-001	A04-4-001	D03-4-001	D01-4-006
AMAL carb for Bultaco / Ossa / Montesa	A04-4-002	A04-4-002	D03-4-002	D01-4-003
FANTIC (all models)	F01-4-006	F01-4-006		
SWM / GORI 280 / 320	S03-4-002/6	S03-4-002/6		
YAMAHA TY 175	Y01-4-004/6	Y01-4-004/6		
YAMAHA TY 250	Y01-4-008/6	Y01-4-008/6		
YAMAHA 320 MAJESTY	Y01-4-010/6	Y01-4-010/6		
<u>MOTO-CROSS CONTROLS</u>	VEN.600A	G P GASSER	DOHERTY85	
BING / DELLORTO Carbs: 34-38mm	MA1-4-001	L01-4-002	D01-4-001	
AMAL 30mm-32mm		L01-4-002B		
AMAL / MIKUNI / KEIHIN* Carbs: 34-38mm * Note: 'Air Striker' carbs require 40mm less clearance	MA1-4-002	L01-4-002	D01-4-002	
MIKUNI 40-44 mm	MA1-4-003	L01-4-005	D01-4-007	
HONDA CR125 / 250 / 500 1993-99	MA1-4-004			



Venhill 600A

Dual action CNC Machined body.
The 600A can be a straight swap from the 500A or 314, no cable modifications are needed!

Race (fast) setting:
36mm take up in 68°
Enduro (medium) setting:
36mm take up in 80°

Magura 314


Polycarbonate body
(126386)

Amal T80 / 200 Trials T/grip


Aluminium body
36mm cable travel in 100° of twist grip rotation.

CABLES FOR JAWA SPEEDWAY & GRASS TRACK

CLUTCH CABLES

 LEVER TYPE	JAWA	DOMINO	DOHERTY	MAGURA
	Up to 1994	1994 - onwards	Up to 1994	1994 - onwards
SPEEDWAY MODELS	J01-3-001	J01-3-006	J01-3-001/1	J01-3-001/3
LONGTRACK MODELS	J01-3-002			

THROTTLE CABLES

 TWIST GRIP TYPE / CARBURETOR	JAWA	GASSER	DOHERTY	MAGURA
DELLORTO CARB. UP TO 1974	J01-4-001			
BING CARB. UP TO 1974	J01-4-002			
DELLORTO CARB. 1975-77	J01-4-003			
AMAL 2000 CARB. 1975-ON	J01-4-004			
AMAL 2934 CARB. 1985-ON	J01-4-008			
DELLORTO 34mm CARB. 1986-94	J01-4-009	J01-4-009/7	J01-4-009/8	J01-4-009/9
DELLORTO Smooth Bore CARB. 1989-94	J01-4-010	J01-4-010/7		J01-4-010/9
Laid-Down Engine, DELLORTO, & smooth bore & BZ 95-On		J01-4-016/7		J01-4-016/9
Laid-Down Engine, BZ CARB. 2002 up to 2003 FRJ CARB.		J01-4-017/7		J01-4-017/9
Laid-Down Engine, BZ CARB. 2003 - on FRJ CARB.		J01-4-018/7		J01-4-018/9
Laid-Down Engine, BLIXT CARB		J01-4-019/7		J01-4-019/9

CABLES FOR GRASS TRACK & LONGTRACK

Grass Track cables are intended for use by special builders and owners of machines using individual components and fittings. Most of the cables are supplied with an adjuster and a choice of suitable nipples, and have a nipple fitted at one end only.

CABLE DETAILS	F/BRAKE			
0.8M. 3/8" & 8mm. B/Nipple, 1/4" BSF Adjuster	G02-1-001	R/BRAKE		
1.8M. 3/8" & 8mm. B/Nipple, 1/4" BSF Adjuster		G02-2-001		
0.6M. 1/4" Clevis. Midway Adjuster		G02-2-002	CLUTCH	
1.4M. 3/8" & 8mm. B/Nipple, 1/4" BSF & 8x1 Adjuster		G02-3-001		
1.4M. Complete for AMC Gearbox, DOHERTY Lever		G02-3-002	THROTTLE	
1.3M. Universal Throttle			G02-4-001	
1.3M. Complete for AMAL 900 Carb. & DOHERTY Alloy T/Grip			G02-4-002	
1.8M. Universal Throttle			G02-4-003	GEARCHANGE
1.42M. 2-Speed BEWLEY Gearbox, MAGURA & DOHERTY Lever				G02-9-001
1.57M. 2-Speed BEWLEY Gearbox, MAGURA & DOHERTY Lever				G02-9-002

MODEL	YEAR	FR BRAKE	RE BRAKE	CLUTCH	THROTTLE	START	DECOMP	SPEEDO	GASSER	DOHERTY	VEN 600A	AMAL T80	DOMINO
APRILIA													
APRILIA													
240-280cc													
240/280	1992-93	A03-1-003/P	A03-3-004	A03-4-005									
240/280	1994	A03-1-003/P	A03-3-005/P	A03-4-005									
250 TRIALS MODELS	1981	A03-1-001	A03-3-001	A03-4-001									
CLIMBER	1989-92		A03-3-003	A03-4-004									
ENDURO 250	1984-85		A03-3-002	A03-4-002									
TX 311	1986-87	A03-1-002/P											
TXR 240/312M	1988			A03-4-003									
ATK													
500-600cc													
MIX 4 Stroke	1987-93	K01-1-021/P	A07-3-001	K01-4-020									
MIX 4 Stroke	1994-95	K01-1-021/P	A07-3-001	A07-4-001									
BETA													
125cc													
ENDURO RR 2T	2018-19	B05-1-007/P	B05-2-004/P		K01-4-046								
ENDURO RR 2T	2020		B05-2-004/P		K01-4-046								
EVO 2T 125	2009-16	B05-1-006/P	B05-2-005/P	B05-3-003/P	B05-4-012								
EVO 2T 125	2017-18		B05-2-005/P	B05-3-003/P	B05-4-012								
EVO 2T 125	2019		B05-2-005/P	B05-3-003/P									
REV-3 125	2004-05				B05-4-007								
REV-3 125	2006-07	B05-1-006/P		B05-3-004/P	B05-4-007								
REV-3 125	2008	B05-1-006/P			B05-4-007								
200cc													
ENDURO RR 2T	2019	B05-1-007/P	B05-2-004/P		K01-4-046								
ENDURO RR 2T	2020		B05-2-004/P		K01-4-046								
EVO 2T 200	2009-16	B05-1-006/P	B05-2-005/P	B05-3-003/P	B05-4-012								
EVO 2T 200	2017-18		B05-2-005/P	B05-3-003/P	B05-4-012								
EVO 2T 200	2019		B05-2-005/P	B05-3-003/P									
REV-3 200	2004-05				B05-4-007								
REV-3 200	2006-07	B05-1-006/P		B05-3-004/P	B05-4-007								
REV-3 200	2008	B05-1-006/P			B05-4-009								
250cc													
ENDURO RR 2T	2015-17	B05-1-007/P	B05-2-004/P	B05-2-005/P									

MODEL	YEAR	FR BRAKE	RE BRAKE	CLUTCH	THROTTLE	START	DECOMP	SPEEDO	GASSER	DOHERTY	VEN 600A	AMAL T80	DOMINO
BETA													
ENDURO RR 2T	2018-19	B05-1-007/P	B05-2-004/P	B05-3-006/P	K01-4-046								BETA
ENDURO RR 2T	2020		B05-2-004/P	B05-3-006/P	K01-4-046								
EVO 2T 250	2009-16	B05-1-006/P	B05-2-005/P	B05-3-003/P	B05-4-012								
EVO 2T 250	2017-18		B05-2-005/P	B05-3-003/P	B05-4-012								
EVO 2T 250	2019		B05-2-005/P	B05-3-003/P									
EVO 4T 250	2009-16	B05-1-006/P		B05-3-004/P	B05-4-011								
EVO 4T 250	2017-18	B05-1-006/P		B05-3-004/P									
REV-3 250	2004				B05-4-007								
REV-3 250	2005-07	B05-1-006/P		B05-3-004/P	B05-4-007								
REV-3 250	2008	B05-1-006/P			B05-4-009								
REV-3 250 4T	2007	B05-1-006/P		B05-3-004/P	B05-4-007								
REV-3 250 4T	2008	B05-1-006/P		B05-3-004/P	B05-4-008								
270cc													
REV-3 270	2004				B05-4-007								270cc
REV-3 270	2005-07	B05-1-006/P		B05-3-004/P	B05-4-007								
REV-3 270	2008	B05-1-006/P			B05-4-009								
290cc													
EVO 2T 290	2009-11	B05-1-006/P	B05-2-005/P	B05-3-003/P	B05-4-012								290cc
300cc													
ENDURO RR 2T	2015-16	B05-1-007/P	B05-2-004/P	B05-3-005/P									
ENDURO RR 2T	2017-19	B05-1-007/P	B05-2-004/P	B05-3-006/P	K01-4-046								
ENDURO RR 2T	2020		B05-2-004/P	B05-3-006/P	K01-4-046								
EVO 2T 300	2012-16	B05-1-006/P	B05-2-005/P	B05-3-003/P	B05-4-012								
EVO 2T 300	2017-18		B05-2-005/P	B05-3-003/P	B05-4-012								
EVO 2T 300	2019		B05-2-005/P	B05-3-003/P									
EVO 4T 300	2009-16	B05-1-006/P		B05-3-004/P	B05-4-011								
EVO 4T 300	2017-19	B05-1-006/P		B05-3-004/P									
350cc													
ENDURO RR 4T	2011-19	B05-1-007/P	B05-2-004/P										350cc
ENDURO RR 4T	2020		B05-2-004/P	B05-3-007/P									
390cc													
ENDURO RR 4T	2015-19	B05-1-007/P	B05-2-004/P										390cc
ENDURO RR 4T	2020		B05-2-004/P	B05-3-007/P									
400cc													
ENDURO RR 4T	2007		B05-2-004/P										400cc

MODEL	YEAR	FR BRAKE	RE BRAKE	CLUTCH	THROTTLE	START	DECOMP	SPEEDO	GASSER	DOHERTY	VEN 600A	AMAL T80	DOMINO
BETA													
ENDURO RR 4T	2008-13	B05-1-007/P	B05-2-004/P										BETA
430cc													
ENDURO RR 4T	2016-19	B05-1-007/P	B05-2-004/P										430cc
ENDURO RR 4T	2020		B05-2-004/P	B05-3-007/P									
450cc													
ENDURO RR 4T	2007		B05-2-004/P										450cc
ENDURO RR 4T	2008-13	B05-1-007/P	B05-2-004/P										
480cc													
ENDURO RR 4T	2015-19	B05-1-007/P	B05-2-004/P										480cc
ENDURO RR 4T	2020		B05-2-004/P	B05-3-007/P									
50-260cc													
125/240	1983-84	B05-1-001		B05-3-001	B05-4-002								
125/240	1985	B05-1-002		B05-3-001	B05-4-002								
REV3 TRIALS	2000				B05-4-006								
RR 4T CROSS COUNTRY	2012	B05-1-007/P	B05-2-004/P	H05-3-005/P									
SUPER TRIAL	1990-93	B05-1-004/P	B05-2-002/P	B05-3-001	B05-4-004								
TECNO	1994-97	B05-1-005/P	B05-2-003/P	B05-3-002/P	B05-4-005								
TR32	1983-84	B05-1-001		B05-3-001	B05-4-001								
TR32	1985	B05-1-002		B05-3-001	B05-4-001								
TR34	1987	B05-1-003/P	B05-2-001/P	B05-3-001	B05-4-003								
TR34	1988	B05-1-003/P	B05-2-002/P	B05-3-001	B05-4-003								
TR34	1989	B05-1-004/P	B05-2-002/P	B05-3-001	B05-4-003								
TR35	1990-92	B05-1-004/P	B05-2-002/P	B05-3-001	B05-4-003								
ZERO/GARA	1990-93	B05-1-004/P	B05-2-002/P	B05-3-001	B05-4-004								
80cc													
EVO 80 JR	2009-14				B05-4-010								
EVO 80 JR	2015-19				B05-4-010								
EVO 80 SR	2009-14	B05-1-006/P			B05-4-010								
EVO 80 SR	2015				B05-4-010								
EVO 80 SR	2016-19	B05-1-006/P			B05-4-010								
REV-3 80	2004-07				B05-4-010								
REV-3 80	2008	B05-1-006/P			B05-4-010								
BULTACO													
125cc													
PURSANG Mk 6	1973	B01-1-002		B01-3-003	B01-4-004								125cc

MODEL	YEAR	FR BRAKE	RE BRAKE	CLUTCH	THROTTLE	START	DECOMP	SPEEDO	GASSER	DOHERTY	VEN 600A	AMAL T80	DOMINO
BULTACO													
PURSANG Mk 7	1974	B01-1-003		B01-3-004	B01-4-004								
PURSANG Mk 8	1975	B01-1-003		B01-3-004	B01-4-010								
PURSANG Mk 9-10	1976-77	B01-1-003	B01-2-003T4	B01-3-004	B01-4-010								
250cc													
PURSANG Mk 4	1971	B01-1-001		B01-3-001	B01-4-003								
PURSANG Mk 5	1972	B01-1-001		B01-3-002	B01-4-003								
PURSANG Mk 6	1973	B01-1-002		B01-3-003	B01-4-006								
PURSANG Mk 7	1974	B01-1-003		B01-3-004	B01-4-006								
PURSANG Mk 8	1975	B01-1-003		B01-3-004	B01-4-008								
PURSANG Mk 9	1976	B01-1-007	B01-2-002T4	B01-3-004	B01-4-015								
PURSANG Mk 10	1977	B01-1-007		B01-3-004	B01-4-015								
PURSANG Mk 11	1978	B01-1-008		B01-3-004	B01-4-015								
PURSANG Mk 12	1979	B01-1-008		B01-3-004	B01-4-016								
SHERPA TRIALS	1965-67	B01-1-004		B01-3-005	B01-4-011								
SHERPA TRIALS	1968-69	B01-1-004	B01-2-001	B01-3-005	B01-4-012								
SHERPA TRIALS	1970-71	B01-1-004	B01-2-001	B01-3-006	B01-4-012								
SHERPA TRIALS	1972	B01-1-004	B01-2-001	B01-3-006	B01-4-013		C/case Mitg	B01-7-001					
SHERPA TRIALS	1973	B01-1-005	B01-2-001	B01-3-007	B01-4-012		C/case Mitg	B01-7-001					
SHERPA TRIALS	1974	B01-1-006		B01-3-008	B01-4-012		C/case Mitg	B01-7-001					
SHERPA TRIALS	1975	B01-1-006		B01-3-008	B01-4-012		H/bar Mitg	B01-7-002					
SHERPA TRIALS	1976-78	B01-1-006		B01-3-008	B01-4-014		H/bar Mitg	B01-7-002					
SHERPA TRIALS	1979-81	B01-1-006	B01-2-005T4	B01-3-008	B01-4-014		C/case Mitg	B01-7-003					
SHERPA TRIALS	1982-83	B01-1-009	B01-2-005T4	B01-3-008	B01-4-017		H/bar Mitg	B01-7-004					
325-350cc													
SHERPA TRIALS	1972	B01-1-004	B01-2-001	B01-3-006	B01-4-013		C/case Mitg	B01-7-001					
SHERPA TRIALS	1973	B01-1-005	B01-2-001	B01-3-007	B01-4-012		C/case Mitg	B01-7-001					
SHERPA TRIALS	1974	B01-1-006		B01-3-008	B01-4-012		C/case Mitg	B01-7-001					
SHERPA TRIALS	1975	B01-1-006		B01-3-008	B01-4-012		H/bar Mitg	B01-7-002					
SHERPA TRIALS	1976-78	B01-1-006		B01-3-008	B01-4-012		H/bar Mitg	B01-7-002					
SHERPA TRIALS	1979-81	B01-1-006	B01-2-005T4	B01-3-008	B01-4-014		C/case Mitg	B01-7-003					
SHERPA TRIALS	1982-83	B01-1-009	B01-2-005T4	B01-3-008	B01-4-018		C/case Mitg	B01-7-003					
360-370cc													
PURSANG Mk 8	1975	B01-1-003		B01-3-004	B01-4-008								
PURSANG Mk 9	1976	B01-1-007	B01-2-002T4	B01-3-004	B01-4-015								
PURSANG Mk 10	1977	B01-1-007		B01-3-004	B01-4-015								
PURSANG Mk 11	1978	B01-1-008		B01-3-004	B01-4-015								

MODEL	YEAR	FR BRAKE	RE BRAKE	CLUTCH	THROTTLE	START	DECOMP	SPEEDO	GASSER	DOHERTY	VEN 600A	AMAL T80	DOMINO
BULTACO													
PURSANG Mk 12	1979	B01-1-008		B01-3-004	B01-4-016								BULTACO
CAGIVA													
125cc													
RX 125 ENDURO	1982	C06-1-003		C06-3-003									
WMX 125	1981	C06-1-001		C06-3-001	C06-4-001								
WMX 125	1983-84	C06-1-005		C06-3-004	C06-4-003								
WMX 125 GP	1985	C06-1-006/P		C06-3-006	C06-4-005								
WMX 125 GP	1986	C06-1-006/P		C06-3-008	C06-4-005								
WMX 125 GP	1987	C06-1-009/P		C06-3-008	C06-4-007								
WMX 125 GP	1988-89	C06-1-009/P	C06-2-001/P	C06-3-008	C06-4-008								
WMX 125 TLS	1984	C06-1-008		C06-3-004	C06-4-003								
WRX 125 ENDURO	1983	C06-1-005		C06-3-005	C06-4-004								
250cc													
MXR 250	1981-82	C06-1-002		C06-3-002	C06-4-002								250cc
RX 250	1981-82	C06-1-004		C06-3-002	C06-4-002			C06-7-001					
WMX 250	1983-85	C06-1-007/P		C06-3-004									
WMX 250	1988-89	C06-1-009/P	C06-2-001/P	C06-3-009	C06-4-008								
500cc													
WMX 500	1984-86	C06-1-007/P		C06-3-007	C06-4-006								500cc
CAN-AM													
125-175cc													
125LC MX	1983	C01-1-008		C05-3-001							C05-4-006/9		125-175cc
125LC MX	1984	C01-1-009		C05-3-001							C05-4-006/9		
175 WRE	1980-84	C05-1-001		C05-3-001	C05-4-001								
250-280cc													
250 MILITARY Mk 1	1980	C05-1-001		C05-3-001									250-280cc
250 MILITARY Mk 2	1981-82	C05-1-001		C05-3-002									
250/280 WRE	1980-84	C05-1-001	C05-2-002	C05-3-001	C05-4-001								
250LC MX	1983	C01-1-008		C05-3-001									
250LC MX	1984	C01-1-009		C05-3-001	C05-4-004								
500-560cc													
486 MX	1983	C01-1-008		C05-3-001	C01-4-008								
486 MX	1984	C01-1-009		C05-3-001	C01-4-008								
560	1985-88	C01-1-013/P	C01-2-007	C01-3-011	C01-4-018								500-560cc

MODEL	YEAR	FR BRAKE	RE BRAKE	CLUTCH	THROTTLE	START	DECOMP	SPEEDO	GASSER	DOHERTY	VEN 600A	AMAL T80	DOMINO
CCM / ARMSTRONG													
CCM / ARMSTRONG													
CCM / ARMSTRONG													
CCM / ARMSTRONG													
125cc													
CMX 125	1982	C01-1-008		C01-3-006	C01-4-012								
CMX 125	1983	C01-1-008		C01-3-006	C01-4-014								
CMX 125	1984	C01-1-009		C01-3-006	C01-4-014								
CMX 125	1985	C01-1-012/P		C01-3-006	C01-4-021								
CXR 125	2007-09					C01-5-009							
C-XR125													
HIRO MX	1979	C01-1-005	C01-2-004	C01-3-004	C01-4-004								
230cc													
CXR 230	2006-13					C01-5-010							230cc
250cc													
ASE 250	1985-86	C01-1-011		C01-3-006	C01-4-017								
CMT 250	1981-83	C01-1-007		C01-3-005	C01-4-006								
CMT 250	1984-85	C01-1-007		C01-3-007	C01-4-006								
CMX 250	1982-83	C01-1-008		C01-3-006	C01-4-007								
CMX 250	1984	C01-1-009		C01-3-006	C01-4-007								
CMX 250	1985	C01-1-010		C01-3-006	C01-4-022								
HIRO MX	1979	C01-1-005	C01-2-004	C01-3-004	C01-4-004								
310-350cc													
B40 TRIALS	1978	C01-1-003	C01-2-003	C01-3-003	C01-4-003								310-350cc
CMT 310	1981-83	C01-1-007		C01-3-005	C01-4-006								
CMT 350	1984-85	C01-1-007		C01-3-010	C01-4-019								
CMT 350	1986	C01-1-014	C01-2-005	C01-3-010	C01-4-019								
440-486cc													
AMX 486	1985	C01-1-011	C01-2-007	C01-3-006	C01-4-016								
ASE 486	1985-86	C01-1-011	C01-2-007	C01-3-006	C01-4-016								
CMX 450	1982	C01-1-008	C01-2-007	C01-3-006	C01-4-008								
CMX 486	1983	C01-1-008	C01-2-007	C01-3-006	C01-4-013								
500-560cc													
404 DS	2003-04					C01-4-029							
404 E	2003-04					C01-4-029							
604 /R30 ROTAX	2001-02		K01-2-005/P	C01-3-018	C01-4-025								
604 E /DS	2000-02		K01-2-003/P	C01-3-018	C01-4-025								
604 RS	2000-02		K01-2-005/P	C01-3-018	C01-4-025								
500-560cc													

MODEL	YEAR	FR BRAKE	RE BRAKE	CLUTCH	THROTTLE	START	DECOMP	SPEEDO	GASSER	DOHERTY	VEN 600A	AMAL T80	DOMINO
CCM / ARMSTRONG													
644 DS	2002-04	C01-1-017/P		C01-3-017	C01-4-028			C01-7-106					
ACM 560	1985	C01-1-012/P	C01-2-007	C01-3-011	C01-4-020								
ACM 560	1986-88	C01-1-013/P	C01-2-007	C01-3-011	C01-4-023								
B50 4-VALVE	1979	C01-1-004	C01-2-001	C01-3-002	C01-4-005								
B50 4-VALVE	1980-81	C01-1-006	C01-2-001	C01-3-002	C01-4-005								
B50 MX	1977-78	C01-1-002	C01-2-001	C01-3-002	C01-4-002								
B50 MX	up to 1976	C01-1-001	C01-2-001	C01-3-002	C01-4-002								
CAN-AM 560	1985-88	C01-1-013/P	C01-2-007	C01-3-011	C01-4-018								
CMX 500	1982-83	C01-1-008	C01-2-007	C01-3-011	C01-4-009								
CMX 500	1984	C01-1-009	C01-2-007	C01-3-011	C01-4-015								
CMX 500/560	1989	C01-1-015/P	C01-2-006/P	C01-3-012	C01-4-024								
CMX 500/560	1990-93	C01-1-015/P	C01-2-006/P	C01-3-013	C01-4-024								
CMX 560	1996-97	C01-1-016/P	K01-2-005/P	C01-3-013	C01-4-020	C01-6-001							
CMX 560 / 604	1998	C01-1-016/P	K01-2-005/P	C01-3-014	C01-4-020	C01-6-002							
CMX 560 / 604	1999	C01-1-016/P	K01-2-005/P	C01-3-018	C01-4-020	C01-6-002							
R30 / 644	2002-04			C01-3-017	C01-4-028			C01-7-107					
CZ													
250-400cc													
250/360 MX	1964-66	C04-1-001		C04-3-001	C04-4-001								250-400cc
250/380 MX	1967-70	C04-1-001		C04-3-002	C04-4-001								
250/400 MX	1971-74	C04-1-001		C04-3-002	C04-4-002								
250/400 MX	1975-76	C04-1-002		C04-3-002	C04-4-002								
250/400 MX	1977-on	C04-1-003		C04-3-002	C04-4-003								
FANTIC													
0-80cc													
50 TRIALS	1980-81	F01-1-005		F01-3-002	F01-4-003								0-80cc
80 TRIALS	1988			F01-3-004									
80 TRIALS	1991		F01-2-003/P	F01-3-005	F01-4-009								
125-175cc													
125/175 ENDURO	1979-81	F01-1-003		F01-3-001	F01-4-002								125-175cc
125/175 TRIALS	1979-81	F01-1-001		F01-3-001	F01-4-001								
200-250cc													
200 TRIALS	1979-81	F01-1-001		F01-3-001	F01-4-001								200-250cc
201 PROGRESS 2	1987-88	F01-1-007		F01-3-003	F01-4-007								
201 PROGRESS 2 F/HOSE	1987-88	F01-1-008/P											

MODEL	YEAR	FR BRAKE	RE BRAKE	CLUTCH	THROTTLE	START	DECOMP	SPEEDO	GASSER	DOHERTY	VEN 600A	AMAL T80	DOMINO
FANTIC													
201 TRIALS	1985-86	F01-1-006/P		F01-3-003	F01-4-007								
240 TRIALS	1981-84	F01-1-004		F01-3-003	F01-4-004								
243 TRIALS	1987		F01-2-001/P	F01-3-003									
245 TRIALS	1989-91		F01-2-002/P	F01-3-003									
250 ENDURO	1979-81	F01-1-003		F01-3-001									
250 SECTION	1995-97	F01-1-010/P	F01-2-004/P	F01-3-006/P	F01-4-008								
301-305cc													
301 TRIALS	1984-85	F01-1-004		F01-3-003	F01-4-007								301-305cc
301 TRIALS	1985-86	F01-1-006/P		F01-3-003	F01-4-007								
303 PROGRESS 2	1987-88	F01-1-007		F01-3-003	F01-4-007								
303 PROGRESS 2 F/Hose		F01-1-008/P											
305 TRIALS	1989-91	F01-1-009/P		F01-3-003	F01-4-007								
GAS GAS													
125-300cc													
ENDURO 2T	2010	G06-1-007/P	G06-2-004/P	G06-3-005/P									
ENDURO 2T	2011-15	G06-1-007/P	G06-2-004/P	G06-3-005/P	G06-4-010								
ENDURO 2T 'Racing'	2013-14	G06-1-007/P	G06-2-004/P										
ENDURO 2T 'Racing'	2015	G06-1-007/P	G06-2-004/P		G06-4-010								
ENDURO 4T	2010-15	G06-1-007/P	G06-2-004/P		G06-4-009								
ENDURO MODELS	1998-99	G06-1-004/P											
ENDURO MODELS (Missin Brakes)	2000-04	G06-1-005/P											
ENDURO MODELS	2000-09	G06-1-007/P	G06-2-004/P	G06-3-004/P	G06-4-005								
RAGA REPLICA	2011-12		G06-2-006/P	G06-3-005/P	G06-4-002								
RAGA REPLICA (Keihin Carb)	2011-14	-	-	-	G06-4-006								
RAGA REPLICA	2013-14			G06-3-005/P	G06-4-002								
TRIALS MODELS	1989-91			G06-3-001	G06-4-001								
TRIALS MODELS	1992-93		G06-2-002/P	G06-3-002/P	G06-4-001								
TRIALS MODELS	1994-96	G06-1-002/P	G06-2-002/P	G06-3-002/P	G06-4-002								
TRIALS MODELS	1997-01	G06-1-003/P	G06-2-002/P	G06-3-003/P	G06-4-002								
TRIALS MODELS	2002-09	G06-1-006/P	G06-2-003/P	G06-3-005/P	G06-4-002								
TRIALS MODELS	2010	G06-1-006/P	G06-2-006/P	G06-3-005/P	G06-4-002								
TRIALS MODELS (AJP CALIPERS)	2011-13	-	G06-2-005/P	-	-								
TRIALS MODELS	2011-14		G06-2-006/P	G06-3-005/P	G06-4-002								
TXT RACING (Keihin Carb)	2011	-	-	-	G06-4-006								
TXT RACING	2011	G06-1-006/P	G06-2-006/P		G06-4-002								

MODEL	YEAR	FR BRAKE	RE BRAKE	CLUTCH	THROTTLE	START	DECOMP	SPEEDO	GASSER	DOHERTY	VEN 600A	AMAL T80	DOMINO
GAS GAS													
TXT RACING	2012	G06-1-008/P	G06-2-006/P	G06-3-005/P	G06-4-002								
TXT RACING	2013		G06-2-006/P	G06-3-005/P	G06-4-002								
TXT RACING	2014		G06-2-006/P	G06-3-005/P	G06-4-006								
TXT RACING	2015			G06-3-005/P	G06-4-006								
250cc													250cc
EC 250	2018				G06-4-011	G06-5-001							
300cc													300cc
EC 300	2018				G06-4-011	G06-5-001							
50cc													50cc
TXT Boy	All years				G06-4-008								
GAS-GAS													
70cc													70cc
TXT Rookie	All years				G06-4-007								
GILERA													
125cc													125cc
125 ENDURO	1982	G04-1-003		G04-3-002	G04-4-002								
125 MX AIR COOLED	1982			G04-3-002	G04-4-002								
125 MX LC	1982	G04-1-001		G04-3-001	G04-4-001								
HONDA													
0-85cc													0-85cc
CR 50/60 (RE-RG)	1984-86	H02-1-028		H02-3-024	H02-4-024								
100cc													100cc
XL 100	1979-80			H02-3-016				H02-7-004					
110cc													110cc
CRF 110 F	2013-18	H02-1-034			H02-4-077								
CRF 110 F	2019-21	H02-1-034											
125cc													125cc
CR 125 (M1-M4)	1975-78			H02-3-004									
CR 125 (RZ-RA)	1979-80	H02-1-006		H02-3-008	H02-4-007								
CR 125 (RB)	1981	H02-1-011		H02-3-010	H02-4-009								
CR 125 (RC)	1982	H02-1-014		H02-3-010	H02-4-009								
CR 125 (RD)	1983	H02-1-017	H02-2-007	H02-3-014	H02-4-009								
CR 125 (RE)	1984	H02-1-019/P	H02-2-010	H02-3-018	H02-4-016								

MODEL	YEAR	FR BRAKE	RE BRAKE	CLUTCH	THROTTLE	START	DECOMP	SPEEDO	GASSER	DOHERTY	VEN 600A	AMAL T80	DOMINO
HONDA													
CR 125 (RF)	1985	H02-1-019/P	H02-2-009	H02-3-018	H02-4-022								
CR 125 (RG)	1986	H02-1-019/P	H02-2-009	H02-3-018	H02-4-027								
CR 125 (RH-RJ)	1987-88	H02-1-019/P	H02-2-014/P	H02-3-018	H02-4-027								
CR 125 (RK)	1989	H02-1-034/P	H02-2-014/P	H02-3-018	H02-4-027								
CR 125 (RL-RM)	1990-91	H02-1-035/P	H02-2-014/P	H02-3-018	H02-4-030								
CR 125 (RN)	1992	H02-1-038/P	H02-2-014/P	H02-3-018	H02-4-030								
CR 125 (RN) 'White Power'	1992	H02-1-040/P	H02-2-014/P	H02-3-018	H02-4-030								
CR 125 (RP-RR) 'White Power'	1993-94	H02-1-040/P	H02-2-014/P	H02-3-018	H02-4-031						MA1-4-004		
CR 125 (RP-RR)	1993-94	H02-1-038/P	H02-2-014/P	H02-3-018	H02-4-031						MA1-4-004		
CR 125 (RS)	1995	H02-1-043/P	H02-2-014/P	H02-3-018	H02-4-031						MA1-4-004		
CR 125 (RS) 'White Power'	1995	H02-1-040/P	H02-2-014/P	H02-3-018	H02-4-031						MA1-4-004		
CR 125 (RT-RV)	1996-97	H02-1-043/P	H02-2-014/P	H02-3-018	H02-4-031						MA1-4-004		
CR 125 (RT-RV) 'White Power'	1996-97	H02-1-040/P	H02-2-014/P	H02-3-018	H02-4-031						MA1-4-004		
CR 125 (RW-RX)	1998-99	H02-1-043/P	H02-2-018/P	H02-3-031	H02-4-033						MA1-4-004		
CR 125 (RW-RX) 'White Power'	1998-99	H02-1-040/P	H02-2-018/P	H02-3-031	H02-4-033						MA1-4-004		
CR 125 (RY-R1) 'White Power'	2000-01	H02-1-040/P	H02-2-018/P	H02-3-035	H02-4-034						MA1-4-004		
CR 125 (RY-R1)	2000-01	H02-1-043/P	H02-2-018/P	H02-3-035	H02-4-034						MA1-4-004		
CR 125 (R2-R3) 'White Power'	2002-03	H02-1-040/P	H02-2-023/P	H02-3-035	H02-4-034						MA1-4-004		
CR 125 (R2-R3)	2002-03	H02-1-043/P	H02-2-023/P	H02-3-035	H02-4-034						MA1-4-004		
CR 125 (R4)	2004	H02-1-043/P	H02-2-023/P	H02-3-042	H02-4-034						MA1-4-004		
CR 125 (R5-R7)	2005-07	H02-1-043/P	H02-2-035/P	H02-3-042	H02-4-034						MA1-4-004		
CRF 125 F	2014-18	H02-1-061/P		H02-3-043	H02-4-076								
CRF 125 FB	2014-18	H02-1-061/P		H02-3-059	H02-4-078								
TL 125	1975-77	H02-1-001		H02-3-001	H02-4-001								
XL 125 S	1974-76	H02-1-027											
150cc												150cc	
CRF 150 F	2003-17	H02-1-072/P		H02-3-058	H02-4-075								
CRF 150-R & RB	2007-17	H02-1-067/P	H02-2-036/P	H02-3-046	H02-4-056	H02-5-001							
CRF 150-R & RB	2018-21	H02-1-067/P		H02-3-046	H02-4-056	H02-5-001							
200cc												200cc	
TL 200 E	1976-80	H02-1-009	H02-2-001	H02-3-009	H02-4-008								
TLR 200 E/FF/G	1984-86	H02-1-024		H02-3-020	H02-4-019								
XR 200 R	1982-83	H02-1-016	H02-2-008T4	H02-3-013	H02-4-013			H02-7-002					
230cc												230cc	
CRF 230 F	2003-19	H02-1-071/P		H02-3-053									
CRF 230 L	2008-09	H02-1-070/P											

MODEL	YEAR	FR BRAKE	RE BRAKE	CLUTCH	THROTTLE	START	DECOMP	SPEEDO	GASSER	DOHERTY	VEN 600A	AMAL T80	DOMINO
HONDA													
CRF 230 M	2009	H02-1-070/P											250cc
250cc													
CR 250 (M1)	1975-76		H02-3-005										
CR 250 (RZ-RA)	1979-80	H02-1-006	H02-3-006	H02-4-005									
CR 250 (RB)	1981	H02-1-012	H02-3-011	H02-4-009									
CR 250 (RC)	1982	H02-1-014	H02-3-011	H02-4-012									
CR 250 (RD)	1983	H02-1-015	H02-3-011	H02-4-012									
CR 250 (RE)	1984	H02-1-019/P	H02-3-017	H02-4-015									
CR 250 (RF)	1985	H02-1-019/P	H02-3-017	H02-4-022									
CR 250 (RG)	1986	H02-1-019/P	H02-3-017	H02-4-026									
CR 250 (RH-RJ)	1987-88	H02-1-019/P	H02-3-017	H02-4-026									
CR 250 (RK)	1989	H02-1-035/P	H02-3-017	H02-4-026									
CR 250 (RL-RM)	1990-91	H02-1-035/P	H02-3-017	H02-4-030									
CR 250 (RN)	1992	H02-1-038/P	H02-3-017	H02-4-030									
CR 250 (RN) 'White Power'	1992	H02-1-040/P	H02-3-017	H02-4-030									
CR 250 (RP-RR)	1993-94	H02-1-038/P	H02-3-017	H02-4-031							MA1-4-004		
CR 250 (RP-RR) 'White Power'	1993-94	H02-1-040/P	H02-3-017	H02-4-031							MA1-4-004		
CR 250 (RS-RT)	1995-96	H02-1-043/P	H02-3-017	H02-4-031							MA1-4-004		
CR 250 (RS-RT) 'White Power'	1995-96	H02-1-040/P	H02-3-017	H02-4-031							MA1-4-004		
CR 250 (RV)	1997	H02-1-043/P	H02-3-030	H02-4-031							MA1-4-004		
CR 250 (RV) 'White Power'	1997	H02-1-040/P	H02-3-030	H02-4-031							MA1-4-004		
CR 250 (RW-RY)	1998-00	H02-1-043/P	H02-3-032	H02-4-031							MA1-4-004		
CR 250 (RW-RY) 'White Power'	1998-00	H02-1-040/P	H02-3-032	H02-4-031							MA1-4-004		
CR 250 (R1)	2001	H02-1-043/P	H02-3-032	H02-4-034							MA1-4-004		
CR 250 (R1) 'White Power'	2001	H02-1-040/P	H02-3-032	H02-4-034							MA1-4-004		
CR 250 (R2-R3)	2002-03	H02-1-043/P	H02-3-032	H02-4-034							MA1-4-004		
CR 250 (R2-R3) 'White Power'	2002-03	H02-1-040/P	H02-3-032	H02-4-034							MA1-4-004		
CR 250 (R4)	2004	H02-1-043/P	H02-3-032	H02-4-034							MA1-4-004		
CR 250 ELSINOR(1)	1975			H02-4-004									
CR 250 R	1997-99			H02-4-028									
CR 250 R	2005	H02-1-043/P	H02-3-032	H02-4-034									
CR 250 R	2006	H02-1-043/P	H02-3-032	H02-4-034									
CR 250 R	2007	H02-1-043/P	H02-3-032	H02-4-034									
CR 250 R	2008	H02-1-043/P	H02-3-032	H02-4-034									
CRF 250 L	2013-16	H02-1-070/P	H02-2-035/P	H02-3-032	H02-4-034								MA1-4-004
CRF 250 L	2017-18		H02-2-040/P	H02-3-055	H02-4-071								

MODEL	YEAR	FR BRAKE	RE BRAKE	CLUTCH	THROTTLE	START	DECOMP	SPEEDO	GASSER	DOHERTY	VEN 600A	AMAL T80	DOMINO
HONDA													
CRF 250 R	2004	H02-1-043/P	H02-2-023/P	H02-3-044	H02-4-045		H02-6-003				H02-4-038/9		
CRF 250 R	2005-07	H02-1-043/P	H02-2-035/P	H02-3-044	H02-4-045		H02-6-003				H02-4-038/9		
CRF 250 R	2008	H02-1-043/P	H02-2-037/P	H02-3-060	H02-4-045		H02-6-003				H02-4-038/9		
CRF 250 R	2009	H02-1-068/P	H02-2-037/P	H02-3-060	H02-4-045		H02-6-003				H02-4-038/9		
CRF 250 R	2010-13	H02-1-068/P	H02-2-038/P	H02-3-051	H02-4-051						H02-4-038/9		
CRF 250 R	2014	H02-1-068/P	H02-2-039/P	H02-3-052	H02-4-072								
CRF 250 R	2015	H02-1-069/P	H02-2-039/P	H02-3-052	H02-4-072								
CRF 250 R	2016-17		H02-2-039/P	H02-3-052									
CRF 250 R	2018	H02-1-074/P	H02-2-042/P	H02-3-068	H02-4-080								
CRF 250 R	2019	H02-1-066/P	H02-2-042/P	H02-3-068	H02-4-080								
CRF 250 R	2020-21	H02-1-066/P	H02-2-043/P	H02-3-068	H02-4-080								
CRF 250 RL NON-ABS	2017-20		H02-2-040/P	H02-3-069	H02-4-055								
CRF 250 RL ABS	2017-20			H02-3-069	H02-4-055								
CRF 250 RX	2019-21	H02-1-066/P	H02-2-042/P	H02-3-068	H02-4-080								
CRF 250 X	2004-07	H02-1-063/P	H02-2-035/P	H02-3-054	H02-4-052		H02-6-003				H02-4-038/9		
CRF 250 X	2008-17	H02-1-065/P	H02-2-035/P	H02-3-048	H02-4-052		H02-6-003				H02-4-038/9		
CRM 250 AR	1997-98				H02-4-006								
CRM 250 R	1989-93			H02-3-003									
RTL 250	1986-87	H02-1-033		H02-3-028	H02-4-032								
TL 250	1975-79	H02-1-002		H02-3-002	H02-4-002								
TLR 250 F	1985	H02-1-024											
XL 250 R	1984-87	H02-1-004											
XR 250 (RE)	1984	H02-1-022/P		H02-3-026									
XR 250 (RF)	1985	H02-1-032/P		H02-3-026									
XR 250	1996-03	H02-1-047/P	H02-2-025/P	H02-3-041	H02-4-042								
XR/XL 250	1978-81	H02-1-007	H02-2-002T4	H02-3-007			H02-6-001	H02-7-001					
350cc													350cc
XR 350 (RD)	1983	H02-1-023		H02-3-019	H02-4-018			H02-7-003					
400cc													400cc
XR 400 (RV-RY)	1997-03	H02-1-046/P	H02-2-024/P	H02-3-033	H02-4-039								
XR 400 R	1996-04						H02-6-004						
450cc													450cc
CR 450 (RB)	1981	H02-1-012		H02-3-011	H02-4-009								
CRF 450 L	2019	H02-1-036/P	H02-2-044/P										
CRF 450 R (R2-R4)	2002-03	H02-1-043/P	H02-2-034/P	H02-3-039	H02-4-044		H02-6-003				H02-4-038/9		
CRF 450 R (R5)	2004-05	H02-1-043/P	H02-2-034/P	H02-3-061	H02-4-038		H02-6-003				H02-4-038/9		

MODEL	YEAR	FR BRAKE	RE BRAKE	CLUTCH	THROTTLE	START	DECOMP	SPEEDO	GASSER	DOHERTY	VEN 600A	AMAL T80	DOMINO
HONDA													
CRF 450 R	2006	H02-1-043/P	H02-2-034/P	H02-3-062	H02-4-038		H02-6-003				H02-4-038/9		
CRF 450 R	2007	H02-1-043/P	H02-2-034/P	H02-3-062	H02-4-058		H02-6-003				H02-4-038/9		
CRF 450 R	2008	H02-1-043/P	H02-2-027/P	H02-3-063	H02-4-058		H02-6-003				H02-4-038/9		
CRF 450 R	2009-12	H02-1-068/P	H02-2-038/P	H02-3-050	H02-4-060						H02-4-038/9		
CRF 450 R	2013	H02-1-068/P	H02-2-038/P	H02-3-049	H02-4-068								
CRF 450 R	2014	H02-1-068/P	H02-2-039/P	H02-3-049	H02-4-070								
CRF 450 R	2015	H02-1-069/P	H02-2-039/P	H02-3-057	H02-4-070								
CRF 450 R	2016		H02-2-039/P	H02-3-057	H02-4-079								
CRF 450 R	2017	H02-1-074/P	H02-2-042/P	H02-3-036	H02-4-080								
CRF 450 R	2018	H02-1-074/P	H02-2-042/P		H02-4-080								
CRF 450 R	2019-20	H02-1-066/P	H02-2-043/P	H02-3-065	H02-4-080								
CRF 450 R	2021	H02-1-066/P	H02-2-043/P	H02-3-065	H02-4-080								
CRF 450 RL	2021	H02-1-036/P	H02-2-044/P										
CRF 450 RWIE	2019-20	H02-1-066/P	H02-2-043/P	H02-3-065	H02-4-080								
CRF 450 RX	2017	H02-1-074/P	H02-2-042/P	H02-3-066	H02-4-080								
CRF 450 RX	2018	H02-1-074/P	H02-2-042/P		H02-4-080								
CRF 450 RX	2019-20	H02-1-066/P	H02-2-043/P	H02-3-065	H02-4-080								
CRF 450 X	2005-07	H02-1-063/P	H02-2-034/P		H02-4-046		H02-6-003				H02-4-038/9		
CRF 450 X	2008	H02-1-063/P	H02-2-034/P		H02-4-050		H02-6-003				H02-4-038/9		
CRF 450 X	2009-17	H02-1-065/P	H02-2-034/P	H02-3-064	H02-4-050		H02-6-003				H02-4-038/9		
CRF 450 X	2019-20	H02-1-036/P	H02-2-044/P										
480cc													
CR 480 (RC)	1982	H02-1-014	H02-2-004	H02-3-011	H02-4-012								480cc
CR 480 (RD)	1983	H02-1-015	H02-2-006	H02-3-011	H02-4-012								
50cc													
CRF 50 F	2004-12	H02-1-003		H02-4-003									50cc
500cc													
CR 500 (RE)	1984	H02-1-019/P	H02-2-009	H02-3-017	H02-4-015								
CR 500 (RF)	1985	H02-1-019/P	H02-2-009	H02-3-017	H02-4-022								
CR 500 (RG)	1986	H02-1-019/P	H02-2-009	H02-3-017	H02-4-026								
CR 500 (RH-RJ)	1987-88	H02-1-019/P	H02-2-014/P	H02-3-017	H02-4-026								
CR 500 (RK)	1989	H02-1-035/P	H02-2-014/P	H02-3-017	H02-4-026								
CR 500 (RL-RM)	1990-91	H02-1-035/P	H02-2-014/P	H02-3-017	H02-4-030								
CR 500 (RN)	1992	H02-1-038/P	H02-2-014/P	H02-3-017	H02-4-030								
CR 500 (RN-RE) 'White Power'	1992-03	H02-1-040/P											
CR 500 (RP-RR)	1993-94	H02-1-038/P	H02-2-014/P	H02-3-017	H02-4-031						MA1-4-004		

MODEL	YEAR	FR BRAKE	RE BRAKE	CLUTCH	THROTTLE	START	DECOMP	SPEEDO	GASSER	DOHERTY	VEN 600A	AMAL T80	DOMINO
HONDA													
CR 500 (RS)	1995	H02-1-043/P	H02-2-014/P	H02-3-017	H02-4-031						MA1-4-004		
CR 500 (RT-RY)	1996-01	H02-1-043/P	H02-2-014/P	H02-3-017	H02-4-031						MA1-4-004		
XR 500	1979-80	H02-1-007	H02-2-002T4	H02-3-007			H02-6-001	H02-7-001					
600cc													
XR 600	1985-89			H02-3-038									600cc
XR 600	1988-90			H02-3-038	H02-4-037								
XR 600	1991-00	H02-1-050/P	H02-2-028/P	H02-3-038	H02-4-037								
650cc													
XR 650 L	1993-13	H02-1-073/P	H02-2-041/P	H02-3-034	H02-4-053	H02-5-003							
XR 650 L	2014-20			H02-3-034		H02-5-003							
XR 650 R	2000-07	H02-1-049/P	H02-2-026/P	H02-3-037	H02-4-036		H02-6-002						
75cc													
XR 75	1974-78			H02-3-067									
80cc													
CR 80 (RA-RB)	1980-81	H02-1-013		H02-3-012	H02-4-010								
CR 80 (RC)	1982	H02-1-013		H02-3-012	H02-4-011								
CR 80 (RD)	1983	H02-1-018		H02-3-015	H02-4-014								
CR 80 (RE)	1984	H02-1-021		H02-3-015	H02-4-017								
CR 80 (RF)	1985	H02-1-021		H02-3-027	H02-4-017								
CR 80 (R2F)	1985	H02-1-029	H02-2-015	H02-3-023	H02-4-025								
CR 80 (R2G)	1986	H02-1-029	H02-2-015	H02-3-023	H02-4-025								
CR 80 (RG)	1986	H02-1-031/P		H02-3-027	H02-4-029								
CR 80 (RH-RM)	1987-91	H02-1-031/P	H02-2-015	H02-3-027	H02-4-029								
CR 80 (RN-RS)	1992-95	H02-1-031/P	H02-2-017/P	H02-3-027	H02-4-029								
CR 80 'Big Wheel' (RT-RV)	1996-97	H02-1-042/P	H02-2-020/P	H02-3-027	H02-4-029								
CR 80 (RT-RV)	1996-97	H02-1-042/P	H02-2-019/P	H02-3-027	H02-4-029								
CR 80 'Big Wheel' (RW-RX)	1998-99	H02-1-044/P	H02-2-020/P	H02-3-027	H02-4-029								
CR 80 (RW-RX)	1998-99	H02-1-044/P	H02-2-019/P	H02-3-027	H02-4-029								
CR 80 'Big Wheel' (RY)	2000	H02-1-045/P	H02-2-022/P	H02-3-027	H02-4-029								
CR 80 (RY)	2000	H02-1-045/P	H02-2-021/P	H02-3-027	H02-4-029								
CR 80 'Big Wheel' (R1-R2)	2001-02	H02-1-045/P	H02-2-022/P	H02-3-027	H02-4-029								
CR 80 (R1-R2)	2001-02	H02-1-045/P	H02-2-021/P	H02-3-027	H02-4-029								
CRF 80 F	2004-2013			H02-3-027	H02-4-029								
XR 80	1979-84			H02-3-056	H02-4-074								
XR 80 R	1985-00			H02-3-067									

MODEL	YEAR	FR BRAKE	RE BRAKE	CLUTCH	THROTTLE	START	DECOMP	SPEEDO	GASSER	DOHERTY	VEN 600A	AMAL T80	DOMINO
HONDA													
XR 80 R	2001-03			H02-3-056									HONDA
85cc													
CR 85 (R3-R4)	2003-04	H02-1-045/P	H02-2-022/P	H02-3-027	H02-4-029								85cc
CR 85 'Big Wheel'	2003-04	H02-1-045/P	H02-2-022/P	H02-3-027	H02-4-029								
CR 85 (R5-R7)	2005-07	H02-1-029/P	H02-2-033/P	H02-3-027	H02-4-035								
CR 85 'Big Wheel'	2006-07	H02-1-029/P	H02-2-033/P	H02-3-027	H02-4-035								
HUSABERG													
125cc													
TE 125	2012	K01-1-028/P	K01-2-013/P	K01-3-028/P	K01-4-046								125cc
TE 125	2013	K01-1-028/P	K01-2-013/P	H05-3-005/P	K01-4-046								
250cc													
FE 250	2013-14	K01-1-028/P	K01-2-013/P	K01-3-028/P	K01-4-045								250cc
TE 250	2011-12	K01-1-028/P	K01-2-013/P	K01-3-028/P	K01-4-027								
TE 250	2013-14	K01-1-028/P	K01-2-013/P	K01-3-028/P	K01-4-046								
300cc													
TE 300	2011-12	K01-1-028/P	K01-2-013/P	K01-3-028/P	K01-4-027								300cc
TE 300	2013-14	K01-1-028/P	K01-2-013/P	K01-3-028/P	K01-4-046								
350cc													
FE 350	1989-98							H05-7-001					350cc
FE 350	2013-14	K01-1-028/P	K01-2-013/P	K01-3-028/P	K01-4-045								
390cc													
FE 390	2010-12	K01-1-028/P	K01-2-013/P	H05-3-004/P	H05-4-005								390cc
400cc													
FE 400	1989-98							H05-7-001					400cc
FE 400	1999							H05-7-002					
FE 400	2000				H05-6-004								
FE 400	2001-02				H05-6-004			H05-7-002					
FE 400	2003				H05-6-004								
FS 400	2001-02							H05-7-002					
450cc													
FC 450	2004	H05-1-009/P	H05-2-004/P	H05-3-006/P	K01-4-036								450cc
FC 450	2005	H05-1-009/P	H05-2-004/P	H05-3-006/P	K01-4-036								
FC 450	2006		H05-2-004/P	K01-3-028/P	K01-4-036								
FE 450	2004-08	K01-1-028/P	K01-2-013/P	H05-3-006/P	K01-4-036								

MODEL	YEAR	FR BRAKE	RE BRAKE	CLUTCH	THROTTLE	START	DECOMP	SPEEDO	GASSER	DOHERTY	VEN 600A	AMAL T80	DOMINO
HUSABERG													
FE 450	2009-12	K01-1-028/P	K01-2-013/P	H05-3-004/P	H05-4-005								
FE 450	2013	K01-1-028/P	K01-2-013/P	K01-3-028/P	K01-4-045								
FE 450	2014	K01-1-028/P	K01-2-013/P	K01-3-033/P	K01-4-045								
FS 450c	2004-06	K01-1-028/P	H05-2-004/P	H05-3-006/P	K01-4-036		K01-6-002						
FS 450e	2004-06	K01-1-028/P	H05-2-004/P	H05-3-006/P	K01-4-036		K01-6-002						
FX 450	2010-12	K01-1-028/P	K01-2-013/P	H05-3-004/P	H05-4-005								
470cc													
FE 470	2001-02							H05-7-002					470cc
FS 470	2001-02							H05-7-002					
500-600cc													
ELEC. START THROTTLE													
ENDURO MODELS	1999				H05-4-004								
ENDURO MODELS	1989-90	H05-1-002/P	H05-2-001/P	H05-3-001	H05-4-001		H05-6-001						
ENDURO MODELS	1991	H05-1-002/P	H05-2-001/P	H05-3-001	H05-4-001		H05-6-001						
ENDURO MODELS	1992	H05-1-002/P	H05-2-001/P	H05-3-001	H05-4-002		H05-6-001						
ENDURO MODELS	1993-94	H05-1-002/P	H05-2-001/P	H05-3-001	H05-4-002		H05-6-001						
ENDURO MODELS	1995-96	H05-1-005/P	H05-2-003/P	H05-3-001	H05-4-002		H05-6-003						
ENDURO MODELS	1997	H05-1-006/P	H05-2-003/P	H05-3-001	H05-4-002		H05-6-003						
ENDURO MODELS	1998	H05-1-006/P	H05-2-003/P	H05-3-002	H05-4-003		H05-6-003						
ENDURO MODELS	1999	H05-1-006/P	H05-2-003/P	H05-3-003	H05-4-003		H05-6-003						
MX MODELS	1989-90	H05-1-001/P	H05-2-001/P	H05-3-001	H05-4-001		H05-6-001						
MX MODELS	1991	H05-1-001/P	H05-2-001/P	H05-3-001	H05-4-001		H05-6-001						
MX MODELS	1992	H05-1-001/P	H05-2-001/P	H05-3-001	H05-4-002		H05-6-001						
MX MODELS	1993-94	H05-1-001/P	H05-2-001/P	H05-3-001	H05-4-002		H05-6-001						
MX MODELS	1995-96	H05-1-003/P	H05-2-002/P	H05-3-001	H05-4-002		H05-6-003						
MX MODELS	1997	H05-1-004/P	H05-2-002/P	H05-3-001	H05-4-002		H05-6-003						
MX MODELS	1998	H05-1-004/P	H05-2-002/P	H05-3-002	H05-4-003		H05-6-003						
MX MODELS	1999	H05-1-004/P	H05-2-002/P	H05-3-003	H05-4-003		H05-6-003						
501cc													
FE 501	1989-98							H05-7-001					
FE 501	1999-00							H05-7-002					
FE 501	2001-02							H05-7-002					
FE 501	2013	K01-1-028/P	K01-2-013/P	K01-3-028/P	K01-4-045								
FE 501	2014	K01-1-028/P	K01-2-013/P	K01-3-033/P	K01-4-045								
FS 501	2001-02							H05-7-002					

MODEL	YEAR	FR BRAKE	RE BRAKE	CLUTCH	THROTTLE	START	DECOMP	SPEEDO	GASSER	DOHERTY	VEN 600A	AMAL T80	DOMINO
HUSABERG													
550cc													
FC 550	2004	H05-1-009/P	H05-2-004/P	K01-3-028/P	K01-4-036		K01-6-002						
FC 550	2005	H05-1-009/P	H05-2-004/P	K01-3-028/P	K01-4-036		K01-6-002						
FC 550	2006		H05-2-004/P	K01-3-028/P	K01-4-036		K01-6-002						
FE 550	2001-02							H05-7-002					
FE 550e	2004	K01-1-028/P	H05-2-004/P	K01-3-028/P	K01-4-036		K01-6-002						
FE 550e	2005	K01-1-028/P	H05-2-004/P	K01-3-028/P	K01-4-036		K01-6-002						
FE 550e	2007-08	K01-1-028/P	H05-2-004/P	H05-3-006/P	K01-4-036		K01-6-002						
FS 550	2001-02							H05-7-002					
570cc													
FE 570	2009-12	K01-1-028/P	K01-2-013/P	H05-3-004/P	H05-4-005								
600cc													
FE 600	1989-98							H02-7-001					
FE 600	1999-00							H02-7-002					
650cc													
FE 550e	2006	K01-1-028/P	H05-2-004/P	K01-3-028/P	K01-4-036		K01-6-002						
FE 650	2001-02							H05-7-002					
FE 650e	2004	K01-1-028/P	H05-2-004/P	K01-3-028/P	K01-4-036		K01-6-002						
FE 650e	2005	K01-1-028/P	H05-2-004/P	K01-3-028/P	K01-4-036		K01-6-002						
FE 650e	2006	K01-1-028/P	H05-2-004/P	K01-3-028/P	K01-4-036		K01-6-002						
FS 650	2001-02							H05-7-002					
FS 650c	2004		H05-2-004/P	H05-3-006/P	K01-4-036		K01-6-002						
FS 650c	2005	H05-1-008/P	H05-2-004/P	H05-3-006/P	K01-4-036		K01-6-002						
FS 650c	2006	H05-1-008/P	H05-2-004/P	H05-3-006/P	K01-4-036		K01-6-002						
FS 650c	2007-08	H05-1-008/P	H05-2-004/P	H05-3-006/P	K01-4-036		K01-6-002						
FS 650e	2004		H05-2-004/P	H05-3-006/P	K01-4-036		K01-6-002						
FS 650e	2005	H05-1-010/P	H05-2-004/P	H05-3-006/P	K01-4-036		K01-6-002						
FS 650e	2006-08	H05-1-010/P	H05-2-004/P	H05-3-006/P	K01-4-036		K01-6-002						
HUSQVARNA													
125cc													
CR 125	1991			H01-3-011	H01-4-018								
CR 125	1992-94	H01-1-014/P	H01-2-005/P	H01-3-011	H01-4-018								
CR 125	1995	H01-1-014/P	H01-2-005/P	H01-3-013	H01-4-020								
CR 125	1996-97	H01-1-017/P	H01-2-005/P	H01-3-013	H01-4-020								
CR 125	1998-99	H01-1-017/P	H01-2-005/P	H01-3-013	H01-4-022								
HUSQVARNA													
125cc													
CR 125	'White Power'			H01-3-011	H01-4-018								
CR 125		H01-1-014/P	H01-2-005/P	H01-3-011	H01-4-018								
CR 125		H01-1-014/P	H01-2-005/P	H01-3-013	H01-4-020								
CR 125		H01-1-017/P	H01-2-005/P	H01-3-013	H01-4-020								
CR 125		H01-1-017/P	H01-2-005/P	H01-3-013	H01-4-022								

MODEL	YEAR	FR BRAKE	RE BRAKE	CLUTCH	THROTTLE	START	DECOMP	SPEEDO	GASSER	DOHERTY	VEN 600A	AMAL T80	DOMINO
HUSQVARNA													
CR 125	2000	H01-1-021/P	H01-2-007/P	H01-3-016	H01-4-023								
CR 125	2005	H01-1-029/P	H01-2-012/P	H01-3-016	H01-4-023								
CR 125	2006-07	H01-1-029/P	H01-2-013/P	H01-3-016	H01-4-023								
CR 125	2008	H01-1-039/P	H01-2-013/P	H01-3-018	H01-4-029								
CR 125	2009-13	H01-1-038/P	H01-2-022/P	H01-3-016	H01-4-031								
MX 125	1972	H01-1-001		H01-3-003	H01-4-002								
MX 125	1973	H01-1-001		H01-3-003	H01-4-003								
MX 125	1974-75	H01-1-001		H01-3-003	H01-4-004								
MX 125	1976-77	H01-1-003		H01-3-006	H01-4-006								
MX 125	1979-86			H01-3-009									
SM 125S	2004-06	H01-1-026/P	H01-2-008/P	H01-3-016									
SM 125S	2007	H01-1-026/P	H01-2-007/P	H01-3-033									
SM 125S	2008-13	H01-1-022/P	H01-2-007/P	H01-3-033									
TC 125	2014-15	K01-1-027/P	K01-2-019/P	K01-3-027/P	K01-4-046								
TC 125	2016	K01-1-027/P	K01-2-019/P	K01-3-035/P	K01-4-046								
TC 125	2017	K01-1-027/P	K01-2-019/P	K01-3-035/P	K01-4-053								
TC 125	2018			K01-3-035/P	K01-4-053								
TC 125	2019-20	K01-1-027/P	K01-2-019/P	K01-3-035/P	K01-4-053								
TC 125	2021	K01-1-027/P	K01-2-019/P										
TE 125	2014-16	K01-1-028/P	K01-2-019/P	H01-3-032/P	K01-4-046								
WMX 125	1987		C06-2-001/P	C06-3-008	C06-4-007								
WMX 125	1988-89		C06-2-001/P	C06-3-008	C06-4-008								
WR 125	1976-77	H01-1-004											
WR 125	2003-05	H01-1-025/P	H01-2-009/P	H01-3-016	H02-4-023								
WR 125	2006-08	H01-1-034/P	H01-2-013/P	H01-3-016	H02-4-023								
WR 125	2009-12	H01-1-037/P	H01-2-022/P	H01-3-016	H01-4-031								
WRE 125	1989	H01-1-013/P		C06-3-008	C06-4-008								
WRE 125	1990-91	H01-1-013/P		H01-3-011	H01-4-018								
WRE 125	1992-93	H01-1-015/P	H01-2-005/P	H01-3-011	H01-4-018						H01-7-002		
WRE 125	1994	H01-1-015/P	H01-2-005/P	H01-3-011	H01-4-020						H01-7-002		
WRE 125	1994	H01-1-016/P	H01-2-005/P	H01-3-011	H01-4-020						H01-7-002		
WRE 125	1995	H01-1-015/P	H01-2-005/P	H01-3-013	H01-4-020						H01-7-002		
WRE 125	1996-97	H01-1-018/P	H01-2-005/P	H01-3-013	H01-4-020						H01-7-002		
WRE 125	1998-99	H01-1-018/P	H01-2-005/P	H01-3-013	H01-4-020						H01-7-002		
WRE 125	2000-06	H01-1-022/P	H01-2-007/P	H01-3-016	H01-4-022						H01-7-002		
WRE 125	2007	H01-1-022/P	H01-2-007/P	H01-3-033							H01-7-002		

MODEL	YEAR	FR BRAKE	RE BRAKE	CLUTCH	THROTTLE	START	DECOMP	SPEEDO	GASSER	DOHERTY	VEN 600A	AMAL T80	DOMINO
HUSQVARNA													
WRE 125	2008	H01-1-022/P	H01-2-007/P	H01-3-033	H01-4-029								
WRE 125	2009-10	H01-1-022/P	H01-2-007/P	H01-3-033									
WRE 125	2011		H01-2-007/P	H01-3-033									
150cc													
TE 150	2017	K01-1-044/P	K01-2-019/P		K01-4-053								150cc
TE 150	2018-19				K01-4-053								
TE 150i	2020-21				K01-4-059								
175cc													
WR 175	1976-77	H01-1-004			H01-4-007								
250cc													
CR 250	1991	C06-1-009/P		C06-3-009	H01-4-018								
CR 250	1992-93	H01-1-014/P	H01-2-005/P	C06-3-009	H01-4-018								
CR 250	1994-95	H01-1-014/P	H01-2-005/P	H01-3-014	H01-4-020								
CR 250	1996-97	H01-1-017/P	H01-2-005/P	H01-3-014	H01-4-020								
CR 250	1998-99	H01-1-017/P	H01-2-005/P	H01-3-015	H01-4-022								
CR 250	2000	H01-1-021/P	H01-2-005/P	H01-3-015	H01-4-023								
FC 250	2014-15	K01-1-027/P	K01-2-019/P	K01-3-028/P	K01-4-045								
FC 250	2016	K01-1-027/P	K01-2-019/P	K01-3-035/P	K01-4-045								
FC 250	2017	K01-1-027/P	K01-2-019/P	K01-3-035/P	K01-4-052								
FC 250	2018			K01-3-035/P	K01-4-052								
FC 250	2019	K01-1-027/P	K01-2-019/P		K01-4-052								
FC 250	2020	K01-1-027/P	K01-2-019/P		K01-4-057								
FC 250	2021	K01-1-027/P	K01-2-019/P	K01-3-035/P	K01-4-057								
FE 250	2014-15	K01-1-028/P	K01-2-019/P	K01-3-028/P	K01-4-045								
FE 250	2016	K01-1-028/P	K01-2-019/P	K01-3-028/P	K01-4-045								
FE 250	2017	K01-1-044/P	K01-2-019/P		K01-4-052								
FE 250	2018-19				K01-4-052								
FE 250	2020-21				K01-4-057								
MX MODELS	1965-69	H01-1-019		H01-3-001	H01-4-001								
MX MODELS	1970-71	H01-1-001		H01-3-001	H01-4-001								
MX MODELS	1972-74	H01-1-001		H01-3-004	H01-4-005								
MX MODELS	1975	H01-1-001		H01-3-005	H01-4-005								
MX MODELS	1976	H01-1-002		H01-3-005	H01-4-005								
MX MODELS	1977	H01-1-005		H01-3-007	H01-4-008								
MX MODELS	1978	H01-1-005		H01-3-007	H01-4-011								
MX MODELS	1979	H01-1-007		H01-3-008	H01-4-011								

MODEL	YEAR	FR BRAKE	RE BRAKE	CLUTCH	THROTTLE	START	DECOMP	SPEEDO	GASSER	DOHERTY	VEN 600A	AMAL T80	DOMINO
HUSQVARNA													
MX MODELS	1980	H01-1-007		H01-3-008	H01-4-011								
MX MODELS	1981-84	H01-1-007		H01-3-008	H01-4-011								
MX MODELS	1985-86	H01-1-009/P		H01-3-008	H01-4-015								
MX MODELS	1987			H01-3-008	H01-4-015								
TC 250	2005-07	H01-1-035/P	H01-2-013/P	K01-3-027/P	H01-4-026		H01-6-003				H01-4-027		
TC 250	2008-10	H01-1-038/P	H01-2-019/P	K01-3-027/P	H01-4-026		H01-6-003				H01-4-027		
TC 250	2011	H01-1-038/P	H01-2-019/P	K01-3-027/P	H01-4-030	H01-5-001					H01-4-027		
TC 250	2012	H01-1-037/P	H01-2-019/P	K01-3-027/P	H01-4-030	H01-5-001							
TC 250	2013	H01-1-038/P	H01-2-019/P	K01-3-027/P									
TC 250	2014-15	K01-1-027/P	K01-2-019/P	K01-3-027/P	K01-4-046								
TC 250	2016	K01-1-027/P	K01-2-019/P	K01-3-027/P	K01-4-046								
TC 250	2017	K01-1-027/P	K01-2-019/P	K01-3-035/P	K01-4-053								
TC 250	2018				K01-4-053								
TC 250	2019-20	K01-1-027/P	K01-2-019/P		K01-4-058								
TC 250	2021	K01-1-027/P	K01-2-019/P										
TE 250	2004-05	H01-1-032/P	H01-2-011/P	K01-3-027/P	H01-4-026		H01-6-003				H01-4-027		
TE 250	2006-07	H01-1-034/P	H01-2-013/P	K01-3-027/P	H01-4-026		H01-6-003				H01-4-027		
TE 250	2008-09	H01-1-037/P	H01-2-019/P	K01-3-027/P	H01-4-030								
TE 250	2010-12	H01-1-037/P	H01-2-019/P	K01-3-027/P	H01-4-030	H01-5-001							
TE 250	2013	H01-1-038/P	H01-2-019/P	K01-3-027/P									
TE 250	2014-16	K01-1-028/P	K01-2-019/P	K01-3-028/P	K01-4-046								
TE 250	2017	K01-1-044/P	K01-2-019/P	K01-3-035/P	K01-4-053								
TE 250	2018				K01-4-053								
TE 250i	2019-21				K01-4-059								
TXC 250	2010-11	H01-1-038/P	H01-2-019/P	K01-3-027/P	H01-4-030	H01-5-001							
TXC 250	2012	H01-1-037/P	H01-2-019/P	K01-3-027/P	H01-4-030	H01-5-001							
TXC 250	2013	H01-1-038/P	H01-2-019/P	K01-3-027/P	H01-4-030								
WMX 250	1988-89			C06-3-009	C06-4-008								
WR 250	1980	H01-1-008		H01-3-008	H01-4-011								
WR 250	1981-84	H01-1-008		H01-3-008	H01-4-011								
WR 250	1985-86	H01-1-010/P		H01-3-008	H01-4-015								
WR 250	1987	H01-1-011/P		H01-3-008	H01-4-015								
WR 250	2006-07	H01-1-034/P	H01-2-014/P	H01-3-015	H01-4-023								
WR 250	2008-12	H01-1-034/P	H01-2-014/P	H01-3-017	H01-4-029								
WR MODELS	1976	H01-1-004		H01-3-005	H01-4-005								
WR MODELS	1977	H01-1-004		H01-3-007	H01-4-009								

MODEL	YEAR	FR BRAKE	RE BRAKE	CLUTCH	THROTTLE	START	DECOMP	SPEEDO	GASSER	DOHERTY	VEN 600A	AMAL T80	DOMINO
HUSQVARNA													
WR MODELS													
300cc													
WR 300	1978	H01-1-006		H01-3-007	H01-4-010								
TE 300	2014-16	K01-1-028/P	K01-2-019/P	K01-3-028/P	K01-4-046								
TE 300	2017	K01-1-044/P	K01-2-019/P	K01-3-035/P	K01-4-053								
TE 300	2018				K01-4-053								
TE 300i	2019-21				K01-4-059								
TX 300	2017	K01-1-027/P	K01-2-019/P	K01-3-035/P	K01-4-053								
TX 300	2018				K01-4-053								
TX 300	2019				K01-4-058								
TX 300	2020-21				K01-4-059								
WR 300	2009-12	H01-1-034/P	H01-2-014/P	H01-3-017	H01-4-029								
310cc													
TE 310	2009-12	H01-1-037/P	H01-2-019/P	K01-3-027/P	H01-4-030								
TE 310	2013	H01-1-038/P	H01-2-019/P	K01-3-027/P	H01-4-030	H01-5-001							
TXC 310	2012	H01-1-037/P	H01-2-019/P	K01-3-027/P	enquire								
TXC 310	2013	H01-1-038/P	H01-2-019/P	K01-3-027/P									
350cc													
FC 350	2014-16	K01-1-027/P	K01-2-019/P	K01-3-028/P	K01-4-045								
FC 350	2017	K01-1-027/P	K01-2-019/P	K01-3-035/P	K01-4-052								
FC 350	2018			K01-3-035/P	K01-4-052								
FC 350	2019-20	K01-1-027/P	K01-2-019/P		K01-4-057								
FC 350	2021	K01-1-027/P	K01-2-019/P	K01-3-035/P	K01-4-057								
FE 350	2014-16	K01-1-028/P	K01-2-019/P	K01-3-028/P	K01-4-045								
FE 350	2017	K01-1-044/P	K01-2-019/P		K01-4-052								
FE 350	2018-19				K01-4-052								
FE 350	2020-21				K01-4-057								
FE 350 S	2015-16	K01-1-028/P	K01-2-019/P	K01-3-028/P	K01-4-045								
FE 350 S	2020-21				K01-4-057								
FX 350	2017	K01-1-027/P	K01-2-019/P	K01-3-035/P	K01-4-052								
FX 350	2018			K01-3-035/P	K01-4-052								
FX 350	2019-21				K01-4-057								
TE 350	1990-91	H01-1-013/P		H01-3-010	H01-4-019		H01-6-001						
TE 350	1992-93	H01-1-015/P		H01-3-012	H01-4-019		H01-6-001				H01-7-002		
TE 350	1994	H01-1-015/P	H01-2-006/P	H01-3-012	H01-4-021		H01-6-001				H01-7-002		
TE 350	1995	H01-1-015/P	H01-2-006/P	H01-3-012	H01-4-021		H01-6-002				H01-7-002		

MODEL	YEAR	FR BRAKE	RE BRAKE	CLUTCH	THROTTLE	START	DECOMP	SPEEDO	GASSER	DOHERTY	VEN 600A	AMAL T80	DOMINO
HUSQVARNA													
360cc													
AUTOMATIC 360													
GP 360	1976-77	H01-1-003			H01-4-009								
WR 360	1974-76	H01-1-002		H01-3-005	H01-4-005								
WR 360	1976-77	H01-1-004		H01-3-005	H01-4-009								
WR 360	1992-93	H01-1-015/P		C06-3-009	H01-4-018								
WR 360	1994	H01-1-015/P		H01-3-014	H01-4-020								
WR 360	1995	H01-1-015/P		H01-3-014	H01-4-020								
WR 360	1996-97	H01-1-018/P		H01-3-014	H01-4-020								
WR 360	1998	H01-1-018/P		H01-3-015	H01-4-020								
390cc													
MX 390	1977	H01-1-005		H01-3-007	H01-4-009								
MX 390	1977	H01-1-005		H01-3-007	H01-4-008								
MX 390	1978	H01-1-005		H01-3-007	H01-4-010								
MX 390	1979	H01-1-007		H01-3-008	H01-4-011								
MX 390	1980	H01-1-007		H01-3-008	H01-4-011								
MX 390	1981-84	H01-1-007		H01-3-008	H01-4-011								
MX 390	1985	H01-1-009/P	H01-2-002	H01-3-008	H01-4-011								
WR 390	1978	H01-1-006		H01-3-007	H01-4-010								
WR 390	1980	H01-1-008		H01-3-008	H01-4-011								
WR 390	1981-84	H01-1-008		H01-3-008	H01-4-011								
WR 390	1985	H01-1-008	H01-2-001	H01-3-008	H01-4-011								
400cc													
MX 400	1967-71	H01-1-001		H01-3-001	H01-4-001								
MX 400	1972-74	H01-1-001		H01-3-004	H01-4-005								
WR 400	1985-86	H01-1-010/P	H01-2-001	H01-3-008	H01-4-013								
WR 400	1987-88	H01-1-011/P	H01-2-003	H01-3-008	H01-4-013								
410cc													
TE 410	1995	H01-1-015/P	H01-2-006/P	H01-3-012	H01-4-021		H01-6-002						
TE 410	1996-99	H01-1-018/P	H01-2-006/P	H01-3-012	H01-4-021		H01-6-002						
TE 410	2000	H01-1-022/P	H01-2-006/P	H01-3-012	H01-4-024		H01-6-002						
449cc													
TC 449	2011-13	H01-1-038/P	H01-2-026/P	enquire	H01-4-032								
TE 449	2011-13	H01-1-045/P	H01-2-026/P	enquire	H01-4-033								
450cc													
FC 450	2014-15	K01-1-027/P	K01-2-019/P	K01-3-028/P	K01-4-045								

MODEL	YEAR	FR BRAKE	RE BRAKE	CLUTCH	THROTTLE	START	DECOMP	SPEEDO	GASSER	DOHERTY	VEN 600A	AMAL T80	DOMINO
HUSQVARNA													
FC 450	2016	K01-1-027/P	K01-2-019/P	H05-3-004/P	K01-4-045								
FC 450	2018-19	K01-1-027/P	K01-2-019/P		K01-4-052								
FC 450	2020-21	K01-1-027/P	K01-2-019/P		K01-4-057								
FE 450	2014-15	K01-1-028/P	K01-2-019/P	H01-3-032/P	K01-4-045								
FE 450	2016	K01-1-028/P	K01-2-019/P	K01-3-028/P	K01-4-045								
FE 450	2017	K01-1-044/P	K01-2-019/P	K01-3-035/P	K01-4-052								
FE 450	2018-19				K01-4-052								
FE 450	2020-21				K01-4-057								
FR 450	2016			K01-3-033/P									
FR 450	2021			K01-3-033/P	K01-4-057								
FS 450	2015		K01-2-019/P	H01-3-032/P	K01-4-045								
FS 450	2016-17		K01-2-019/P	H05-3-004/P	K01-4-052								
FS 450	2018		K01-2-019/P		K01-4-052								
FS 450	2019-21		K01-2-019		K01-4-057								
FX 450	2017	K01-1-027/P	K01-2-019/P	H05-3-004/P	K01-4-052								
FX 450	2018				K01-4-052								
FX 450	2019-21				K01-4-057								
SM 450 R	2004				H01-4-025								
SM 450 R	2005	H01-1-031/P	H01-2-011/P	K01-3-027/P	H01-4-026		H01-6-003				H01-4-027		
SM 450 R	2006	H01-1-036/P	H01-2-013/P	K01-3-027/P	H01-4-026		H01-6-003				H01-4-027		
SM 450 R	2007	H01-1-036/P	H01-2-013/P	K01-3-027/P	H01-4-026		H01-6-003				H01-4-027		
SM 450 R	2008	H01-1-036/P	H01-2-013/P	K01-3-027/P	H01-4-030		H01-6-003						
TC 450	2004	H01-1-035/P		K01-3-027/P	H01-4-025		H01-6-003						
TC 450	2005-06	H01-1-035/P	H01-2-013/P	K01-3-027/P	H01-4-026		H01-6-003				H01-4-027		
TC 450	2007	H01-1-038/P	H01-2-013/P	K01-3-027/P	H01-4-026		H01-6-003				H01-4-027		
TC 450	2008-10	H01-1-038/P	H01-2-019/P	K01-3-027/P	H01-4-026		H01-6-003				H01-4-027		
TE 450	2004	H01-1-028/P	H01-2-011/P	K01-3-027/P	H01-4-025		H01-6-003				H01-4-027		
TE 450	2005	H01-1-032/P	H01-2-011/P	K01-3-027/P	H01-4-026		H01-6-003				H01-4-027		
TE 450	2006	H01-1-033/P	H01-2-013/P	K01-3-027/P	H01-4-026		H01-6-003				H01-4-027		
TE 450	2007	H01-1-037/P	H01-2-013/P	K01-3-027/P	H01-4-026		H01-6-003				H01-4-027		
TE 450	2008-10	H01-1-037/P	H01-2-019/P	K01-3-027/P	H01-4-030		H01-6-003				H01-4-027		
460cc													460cc
MX 460	1973-74	H01-1-001		H01-3-002	H01-4-005								
50cc													50cc
BOY R	2004	H01-1-023/P											
TC 50	2017-21	K01-1-043/P	K01-2-025/P		K01-4-054								

MODEL	YEAR	FR BRAKE	RE BRAKE	CLUTCH	THROTTLE	START	DECOMP	SPEEDO	GASSER	DOHERTY	VEN 600A	AMAL T80	DOMINO
HUSQVARNA													
500cc													
MX 500	1982-84	H01-1-007		H01-3-008	H01-4-013								
MX 500	1985-86	H01-1-009/P	H01-2-002	H01-3-008	H01-4-013								
MX 500	1987-88		H01-2-002	H01-3-008	H01-4-013								
500-610cc													
TC 510/610	1990-91		H01-2-004/P	H01-3-010	H01-4-017		H01-6-001						
TC 510/610	1992	H01-1-014/P	H01-2-004/P	H01-3-012	H01-4-017		H01-6-001	H01-7-002					
TC 510/610	1993	H01-1-014/P	H01-2-006/P	H01-3-012	H01-4-017		H01-6-001						
TC 510/610	1994	H01-1-014/P	H01-2-006/P	H01-3-012	H01-4-021		H01-6-001						
TC 510/610	1995	H01-1-014/P	H01-2-006/P	H01-3-012	H01-4-021		H01-6-002						
TC 510/610	1996-99	H01-1-017/P	H01-2-006/P	H01-3-012	H01-4-021		H01-6-002						
TC 510/610	2000	H01-1-021/P	H01-2-006/P	H01-3-012	H01-4-024		H01-6-002						
TE 510/610	1989-90	H01-1-013/P	H01-2-004/P	H01-3-010	H01-4-017		H01-6-001						
TE 510/610	1991	H01-1-013/P	H01-2-004/P	H01-3-010	H01-4-017		H01-6-001						
TE 510/610	1992	H01-1-015/P	H01-2-004/P	H01-3-012	H01-4-017		H01-6-001	H01-7-002					
TE 510/610	1993	H01-1-015/P	H01-2-006/P	H01-3-012	H01-4-017		H01-6-001	H01-7-002					
TE 510/610	1994	H01-1-015/P	H01-2-006/P	H01-3-012	H01-4-021		H01-6-001	H01-7-002					
TE 510/610	1995	H01-1-015/P	H01-2-006/P	H01-3-012	H01-4-021		H01-6-002	H01-7-002					
TE 510/610	1996-99	H01-1-018/P	H01-2-006/P	H01-3-012	H01-4-021		H01-6-002	H01-7-002					
TE 510/610	2000	H01-1-022/P	H01-2-006/P	H01-3-012	H01-4-024		H01-6-002	H01-7-002					
501cc													
FE 501	2014-15	K01-1-028/P	K01-2-019/P	K01-3-033/P	K01-4-045								
FE 501	2016	K01-1-028/P	K01-2-019/P	K01-3-033/P	K01-4-045								
FE 501	2017	K01-1-044/P	K01-2-019/P		K01-4-051								
FE 501	2018-19				K01-4-051								
FE 501	2020-21				K01-4-057								
FE 501 S	2015	K01-1-028/P	K01-2-019/P	K01-3-033/P	K01-4-045								
FE 501 S	2016	K01-1-028/P	K01-2-019/P	K01-3-033/P	K01-4-045								
FE 501 S	2020-21				K01-4-057								
510cc													
SM 510 R	2005	H01-1-031/P	H01-2-011/P	K01-3-027/P	H01-4-026		H01-6-003				H01-4-027		
SM 510 R	2006	H01-1-036/P	H01-2-013/P	K01-3-027/P	H01-4-026		H01-6-003				H01-4-027		
SM 510 R	2007	H01-1-036/P	H01-2-013/P	K01-3-027/P	H01-4-026		H01-6-003				H01-4-027		
SM 510 R	2008	H01-1-036/P	H01-2-020/P	K01-3-027/P	H01-4-030		H01-6-003						
TC 510	1984-85	H01-1-007	H01-2-002	H01-3-010	H01-4-016								

MODEL	YEAR	FR BRAKE	RE BRAKE	CLUTCH	THROTTLE	START	DECOMP	SPEEDO	GASSER	DOHERTY	VEN 600A	AMAL T80	DOMINO
HUSQVARNA													
TC 510	1986	H01-1-009/P	H01-2-002	H01-3-010	H01-4-017		H01-6-001						
TC 510	1987	H01-1-009/P	H01-2-002	H01-3-010	H01-4-017		H01-6-001						
TC 510	1988-89		H01-2-004/P	H01-3-010	H01-4-017		H01-6-001						
TC 510	2005-06	H01-1-035/P	H01-2-013/P	K01-3-027/P	H01-4-026		H01-6-003				H01-4-027		
TC 510	2007	H01-1-038/P	H01-2-013/P	K01-3-027/P	H01-4-026		H01-6-003				H01-4-027		
TC 510	2008-10	H01-1-038/P	H01-2-019/P	K01-3-027/P	H01-4-026		H01-6-003				H01-4-027		
TE 510	2004-05	H01-1-032/P	H01-2-011/P	K01-3-027/P	H01-4-026		H01-6-003				H01-4-027		
TE 510	2006	H01-1-033/P	H01-2-013/P	K01-3-027/P	H01-4-026		H01-6-003				H01-4-027		
TE 510	2007	H01-1-037/P	H01-2-013/P	K01-3-027/P	H01-4-026		H01-6-003				H01-4-027		
TE 510	2008-10	H01-1-037/P	H01-2-019/P	K01-3-027/P	H01-4-030		H01-6-003						
511cc													
TC 511	2011-12	H01-1-045/P	H01-2-026/P	enquire	H01-4-033								
TC 511	2013	H01-1-038/P	H01-2-026/P	enquire	H01-4-033								
TE 511	2011-13	H01-1-045/P	H01-2-026/P	enquire	H01-4-033								
570cc													
SM 570 R	2001				H01-4-024								
TC 570	2001				H01-4-024								
TE 570	2001				H01-4-024								
610cc													
SM 610	2005												
SM 610	2006	H01-1-022/P	H01-2-013/P	H01-3-019	H01-4-026						H01-4-027		
SM 610	2007	H01-1-022/P	H01-2-013/P	H01-3-019	H01-4-026						H01-4-027		
SM 610 ie	2008	H01-1-022/P	H01-2-013/P	H01-3-019	H01-4-030								
SM 610 S	2004	H01-1-024/P	H01-2-010/P										
TE 610	2003-05	H01-1-027/P	H01-2-010/P										
TE 610	2006-08	H01-1-034/P	H01-2-013/P	H01-3-019	H01-4-026						H01-4-027		
630cc													
TE 630	2011	H01-1-034/P	H01-2-013/P	K01-3-027/P	H01-4-030								
65cc													
TC 65	2017-20	K01-1-041/P		Y01-3-038/P	K01-4-042								
TC 65	2021	K01-1-041/P		K01-3-038/P									
701cc													
701 ENDURO	2016-20			K01-3-021/P									
701 SUPERMOTO	2016-20			K01-3-021/P									

MODEL	YEAR	FR BRAKE	RE BRAKE	CLUTCH	THROTTLE	START	DECOMP	SPEEDO	GASSER	DOHERTY	VEN 600A	AMAL T80	DOMINO
HUSQVARNA													
85cc													
TC 85	2014-16	K01-1-040/P	K01-2-011/P	K01-3-032/P	K01-4-046								85cc
ITALJET													
100cc													
JT 100 TRIALS	1983	I01-1-003	I01-3-003										100cc
350cc													
T 350 TRIALS	1983	I01-1-002	I01-2-001	I01-3-002	I01-4-004								350cc
JCM													
250cc													
250 TRIALS	1984-85	J02-1-001	J02-3-001	J02-4-001									
250 TRIALS	1986	J02-1-002	J02-3-002	J02-4-001									
250 TRIALS	1989-91	J02-1-003/P	J02-3-003										
KAWASAKI													
0-85cc													
AR 50 (A1)	1982		K02-3-106										
KX 60 (A1-A2)	1983-84	K02-1-020		K02-4-021									
KX 60 (B1-B4)	1985-88	K02-1-020	K02-3-022	K02-4-021									
KX 60 (B5-B19)	1989-03	K02-1-020	K02-3-022	K02-4-026									
KX 65 (A1-A2)	2000-01	K02-1-033/P	K02-3-041	K02-4-031									
KX 65 (A3-A4)	2002-03	K02-1-052/P	K02-3-041	K02-4-031									
KX 65 (A5)	2004	K02-1-052/P	K02-3-041	K02-4-037									
KX 65 (A6-A8F)	2005-08	K02-1-052/P	K02-3-041	K02-4-037									
KX 65 (A9F-ABF)	2009-12	K02-1-052/P	K02-3-041	K02-4-037									
KX 65	2013-20	K02-1-056/P	K02-2-031/P	K02-3-041	K02-4-037								
KX 80 (B2-D1)	1980-81	K02-1-010	K02-3-010							K02-4-011/8			
KX 80 (D2)	1982	K02-1-013	K02-3-014	K02-4-023					K02-4-023/7	K02-4-023/8			
KX 80 (E1)	1983	K02-1-016	K02-3-019	K02-4-023					K02-4-023/7	K02-4-023/8			
KX 80 (E2-E3)	1984-85	K02-1-018/P	K02-3-019	K02-4-023					K02-4-023/7	K02-4-023/8			
KX 80 (G1-G2)	1986-87	K02-1-021/P	K02-3-025	K02-4-023					K02-4-023/7	K02-4-023/8			
KX 80 (L1)	1988	K02-1-021/P	K02-3-025	K02-4-023					K02-4-023/7	K02-4-023/8			
KX 80 (L2-L3)	1989-90	K02-1-021/P	K02-3-031	K02-4-023					K02-4-023/7	K02-4-023/8			
KX 80 (R1-R6)	1991-96	K02-1-021/P	K02-3-031	K02-4-023					K02-4-023/7	K02-4-023/8			
KX 80 (R7)	1997	K02-1-031/P	K02-3-031	K02-4-023					K02-4-023/7	K02-4-023/8			
KX 80 (W1-W3)	1998-01	K02-1-032/P	K02-3-031	K02-4-023					K02-4-023/7	K02-4-023/8			
0-85cc													

MODEL	YEAR	FR BRAKE	RE BRAKE	CLUTCH	THROTTLE	START	DECOMP	SPEEDO	GASSER	DOHERTY	VEN 600A	AMAL T80	DOMINO
KAWASAKI													
KX 80	1998-01	K02-1-032/P	K02-2-012/P	K02-3-031	K02-4-023				K02-4-023/7	K02-4-023/8			
KX 85	2001-04	K02-1-032/P	K02-2-010/P	K02-3-031	K02-4-038								
KX 85	2005-11	K02-1-032/P	K02-2-023/P	K02-3-031	K02-4-038								
KX 85	2012-13	K02-1-045/P	K02-2-006/P	K02-3-031	K02-4-038								
KX 85	2012-13	K02-1-045/P	K02-2-003/P	K02-3-031	K02-4-038								
KX 85	2014-17	K02-1-034/P	K02-2-003/P	K02-3-057	K02-4-060								
KX 85	2014-20	K02-1-034/P	K02-2-006/P	K02-3-057	K02-4-060								
100cc													
KX 100	1989-90	K02-1-021/P	K02-2-007/P	K02-3-031	K02-4-023				K02-4-023/7	K02-4-023/8			
KX 100	1991	K02-1-021/P	K02-2-012/P	K02-3-031	K02-4-023				K02-4-023/7	K02-4-023/8			
KX 100	1992-96	K02-1-027/P	K02-2-012/P	K02-3-031	K02-4-023				K02-4-023/7	K02-4-023/8			
KX 100	1997	K02-1-032/P	K02-2-012/P	K02-3-031	K02-4-023				K02-4-023/7	K02-4-023/8			
KX 100	1998-00	K02-1-032/P	K02-2-012/P	K02-3-031	K02-4-023				K02-4-023/7	K02-4-023/8			
KX 100	2001-11	K02-1-032/P	K02-2-012/P	K02-3-031	K02-4-038								
KX 100	2012-13	K02-1-045/P	K02-2-003/P	K02-3-031	K02-4-038								
KX 100	2014-20	K02-1-034/P	K02-2-003/P	K02-3-057	K02-4-060								
110cc													
KLX 110	2002-09	K02-1-004			K02-4-006	K02-5-008							
KLX 110	2010-20	K02-1-005			K02-4-006	K02-5-008							
KLX 110 L	2010-20	K02-1-006		K02-3-004	K02-4-006	K02-5-008							
125cc													
KX 125	1976-77	K02-1-001		K02-3-001	K02-4-001								
KX 125	1978	K02-1-009		K02-3-009									
KX 125	1979-80	K02-1-009		K02-3-011					K02-4-010/7	K02-4-010/8			
KX 125	1981			K02-3-015	K02-4-013								
KX 125	1982			K02-3-015	K02-4-013								
KX 125	1983-84	K02-1-017/P		K02-3-015	K02-4-013								
KX 125	1985	K02-1-019/P	K02-2-002	K02-3-021	K02-4-013								
KX 125	1986	K02-1-019/P	K02-2-005/P	K02-3-024	K02-4-014								
KX 125	1987	K02-1-019/P	K02-2-005/P	K02-3-024	K02-4-014								
KX 125	1988	K02-1-024/P	K02-2-005/P	K02-3-029	K02-4-025				K02-4-025/7	K02-4-025/8			
KX 125	1989		K02-2-032/P	K02-3-029	K02-4-025				K02-4-025/7	K02-4-025/8			
KX 125	1990-91	K02-1-026/P	K02-2-008/P	K02-3-029	K02-4-025				K02-4-025/7	K02-4-025/8			
KX 125	1992-93	K02-1-026/P	K02-2-009/P	K02-3-029	K02-4-029								
KX 125	1994	K02-1-028/P	K02-2-009/P	K02-3-032	K02-4-029								
KX 125	1995	K02-1-028/P	K02-2-011/P	K02-3-034	K02-4-029								

MODEL	YEAR	FR BRAKE	RE BRAKE	CLUTCH	THROTTLE	START	DECOMP	SPEEDO	GASSER	DOHERTY	VEN 600A	AMAL T80	DOMINO
KAWASAKI													
KX 125 (K3)	1996	K02-1-029/P	K02-2-011/P	K02-3-034	K02-4-029								
KX 125 (K4)	1997	K02-1-030/P	K02-2-011/P	K02-3-036	K02-4-029								
KX 125 (K5)	1998	K02-1-030/P	K02-2-011/P	K02-3-036	K02-4-029								
KX 125 (L1)	1999	K02-1-030/P	K02-2-013/P	K02-3-038	K02-4-030								
KX 125 (L2-L4)	2000-02	K02-1-030/P	K02-2-013/P	K02-3-042	K02-4-030								
KX 125 (M1)	2003	K02-1-030/P	K02-2-015/P	K02-3-043	K02-4-030								
KX 125	2004	K02-1-041/P	K02-2-015/P	K02-3-044	K02-4-040								
KX 125	2005	K02-1-041/P	K02-2-025/P	K02-3-044	K02-4-040.								
KX 125	2006-08	K02-1-041/P	K02-2-025/P	K02-3-049	K02-4-040								
140cc													
KLX 140	2008-20	K02-1-051/P	K02-2-002/P	K02-3-005	K02-4-007	K02-5-007							
KLX 140 G	2017-20					K02-5-007							
KLX 140 L	2008-20	K02-1-051/P	K02-2-002/P	K02-3-005	K02-4-007	K02-5-007							
175cc													
KDX 175 (A1-A3)	1980-82	K02-1-011		K02-3-011					K02-4-010/7	K02-4-010/8			
200cc													
KDX 200 (A1)	1983	K02-1-015		K02-3-020	K02-4-013				K02-4-013/7	K02-4-013/8			
KDX 200 (A2)	1984	K02-1-015		K02-3-020	K02-4-013				K02-4-013/7	K02-4-013/8			
KDX 200 (A3)	1985	K02-1-015		K02-3-020	K02-4-013				K02-4-013/7	K02-4-013/8			
KDX 200 (C1)	1986	K02-1-023/P	K02-2-003	K02-3-024	K02-4-014								
KDX 200 (C2)	1987	K02-1-023/P		K02-3-024	K02-4-014								
KDX 200 (C3)	1988	K02-1-023/P		K02-3-024	K02-4-014								
KDX 200 (E1)	1989	K02-1-023/P	K02-2-008/P	K02-3-030	K02-4-027				K02-4-024/7				
KDX 200 (E2)	1990	K02-1-023/P	K02-2-008/P	K02-3-030	K02-4-027								
KDX 200 (E3)	1991	K02-1-023/P	K02-2-008/P	K02-3-030	K02-4-027								
KDX 200 (E4)	1992	K02-1-023/P	K02-2-008/P	K02-3-030	K02-4-027								
KDX 200 (E5-E6)	1993-94	enquire	K02-2-008/P	K02-3-030	K02-4-027								
KDX 200 (H1-H11)	1995-05	K02-1-037/P	K02-2-016/P	K02-3-045	K02-4-039								
KDX 200	2006	K02-1-037/P	enquire	K02-3-045	K02-4-039								
KDX 200 R (A4-A8)	1997-01	K02-1-037/P	K02-2-016/P	K02-3-045	K02-4-039								
220cc													
KDX 220 R	2002-04	K02-1-037/P	K02-2-016/P	K02-3-045	K02-4-039								
KDX 220 R	2005	K02-1-037/P	enquire	K02-3-045	K02-4-039								
250cc													
KDX 250 (B3)	1982	K02-1-015		K02-3-016	K02-4-014								

MODEL	YEAR	FR BRAKE	RE BRAKE	CLUTCH	THROTTLE	START	DECOMP	SPEEDO	GASSER	DOHERTY	VEN 600A	AMAL T80	DOMINO
KAWASAKI													
KLR 250	1986-98	K02-1-023/P		K02-3-033									
KLX 250 (A1-A2)	1979-80	K02-1-011	N/A	K02-3-017	enquire								
KLX 250	2009-11	K02-1-042/P		K02-3-056	K02-4-062								
KLX 250	2012-20			K02-3-056	K02-4-062								
KLX 250 SF	2009-10			K02-3-056									
KLX 250 S	2009-14			K02-3-056									
KT 250	1975-80	K02-1-003		K02-3-003	K02-4-004/6								
KX 250 (A2)	1976	K02-1-002		K02-3-002	K02-4-002								
KX 250 (A4)	1978			K02-3-009									
KX 250 (A5)	1979	K02-1-009		K02-3-009									
KX 250 (A6)	1980	K02-1-012		K02-3-012					K02-4-010/7	K02-4-010/8			
KX 250 (A7)	1981	K02-1-012		K02-3-012					K02-4-010/7	K02-4-010/8			
KX 250 (B1)	1982			K02-3-016	K02-4-014								
KX 250 (C1)	1983	K02-1-017/P	K02-2-001	K02-3-018	K02-4-016				L01-4-002	D01-4-002			
KX 250 (C2)	1984	K02-1-017/P	K02-2-001	K02-3-018	K02-4-018				K02-4-018/7	K02-4-018/8			
KX 250 (D1)	1985	K02-1-019/P	K02-2-003	K02-3-018	K02-4-019				K02-4-019/7	K02-4-019/8			
KX 250 (D2)	1986	K02-1-019/P	K02-2-005/P	K02-3-026	K02-4-019				K02-4-019/7	K02-4-019/8			
KX 250 (E1)	1987	K02-1-019/P	K02-2-005/P	K02-3-027	K02-4-019				K02-4-019/7	K02-4-019/8			
KX 250 (F1)	1988	K02-1-024/P	K02-2-005/P	K02-3-028	K02-4-024				K02-4-024/7	K02-4-024/8			
KX 250 (G1)	1989			K02-3-028	K02-4-024				K02-4-024/7	K02-4-024/8			
KX 250 (H1-H2)	1990-91	K02-1-026/P	K02-2-008/P	K02-3-028	K02-4-024				K02-4-024/7	K02-4-024/8			
KX 250 (J1-J2)	1992-93	K02-1-026/P	K02-2-009/P	K02-3-028	K02-4-029								
KX 250 (K1)	1994	K02-1-028/P	K02-2-009/P	K02-3-028	K02-4-029								
KX 250 (K2)	1995	K02-1-028/P	K02-2-011/P	K02-3-028	K02-4-029								
KX 250 (K3)	1996	K02-1-029/P	K02-2-011/P	K02-3-035	K02-4-029								
KX 250 (K4)	1997	K02-1-030/P	K02-2-011/P	K02-3-037	K02-4-029								
KX 250 (K5)	1998	K02-1-030/P	K02-2-011/P	K02-3-037	K02-4-029								
KX 250 (L1-L4)	1999-02	K02-1-030/P	K02-2-013/P	K02-3-039	K02-4-030								
KX 250 (M1)	2003	K02-1-030/P	K02-2-015/P	K02-3-039	K02-4-030								
KX 250 (M2)	2004	K02-1-041/P	K02-2-015/P	K02-3-039	K02-4-040								
KX 250 (M3)	2005	K02-1-041/P	K02-2-025/P	K02-3-048	K02-4-040								
KX 250	2006	K02-1-041/P	K02-2-025/P	K02-3-048	K02-4-040								
KX 250	2007-09	K02-1-046/P	K02-2-025/P	K02-3-048	K02-4-040								
KX 250 F (N1)	2004	K02-1-041/P	K02-2-021/P	K02-3-046	K02-4-036	K02-5-001							
KX 250 F (N2)	2005	K02-1-041/P	K02-2-021/P	K02-3-047	K02-4-036	K02-5-001							
KX 250 F (T6F-T8F)	2006-08	K02-1-046/P	K02-2-024/P	K02-3-047	K02-4-042	K02-5-001							

MODEL	YEAR	FR BRAKE	RE BRAKE	CLUTCH	THROTTLE	START	DECOMP	SPEEDO	GASSER	DOHERTY	VEN 600A	AMAL T80	DOMINO
KAWASAKI													
KX 250 F (W9F-XAFB)	2009-10	K02-1-046/P	K02-2-024/P	K02-3-052	K02-4-042	K02-5-001							
KX 250 F (YBF)	2011	K02-1-046/P	K02-2-024/P	K02-3-054	K02-4-055								
KX 250 F (YCF)	2012	K02-1-054/P	K02-2-029/P	K02-3-054	K02-4-055								
KX 250 F	2013-16	K02-1-055/P	K02-2-029/P	K02-3-055	K02-4-058								
KX 250 F AHF-AKF	2017-19	K02-1-055/P	K02-2-029/P	K02-3-059	K02-4-009								
KX 250 F BKF	2019	K02-1-055/P	K02-2-019/P	K02-3-059	K02-4-061								
KX 250 F BLF	2020	K02-1-055/P	K02-2-019/P	K02-3-059	K02-4-061								
KXT 250 (A1)	1984	K02-1-022	K02-2-004/P	K02-3-023	K02-4-022								
300cc													
KLX 300 R	1997-06	K02-1-049/P	K02-2-027/P	K02-3-051	K02-4-043			K02-7-103					
400cc													
KLX 400	2003												
KX 400 (A1-A2)	1975-76	K02-1-002	K02-2-004	K02-3-002	K02-4-003								
420cc													
KX 420 (A1)	1980	K02-1-012		K02-3-013									
KX 420 (A2)	1981	K02-1-012		K02-3-013									
450cc													
KLX 450 R 'Enduro'	2008-17	K02-1-057/P	K02-2-021/P	K02-3-060	K02-4-063								
KLX 450 R	2018-19	K02-1-057/P	K02-2-029/P	K02-3-060	K02-4-063								
KX 450 F 'Supernato'	2006	K02-1-048/P											
KX 450 F	2006-08	K02-1-046/P	K02-2-024/P	K02-3-050	K02-4-042								
KX 450 F	2009-11	K02-1-046/P	K02-2-024/P	K02-3-053	K02-4-044								
KX 450 F	2012	K02-1-054/P	K02-2-029/P	K02-3-053	K02-4-056								
KX 450 F	2013-15	K02-1-055/P	K02-2-029/P	K02-3-053	K02-4-059								
KX 450 F	2016	K02-1-055/P	K02-2-029/P	K02-3-058	K02-4-061								
KX 450 F	2017-18	K02-1-055/P	K02-2-029/P	K02-3-006	K02-4-061								
KX 450 F	2019-20	K02-1-058/P	K02-2-019/P	K02-3-007/P	K02-4-008								
500cc													
KX 500 (A1)	1983	K02-1-017/P	K02-2-001	K02-3-018	K02-4-014								
KX 500 (A2)	1984	K02-1-017/P	K02-2-001	K02-3-018	K02-4-017								
KX 500 (B1)	1985	K02-1-019/P	K02-2-003	K02-3-018	K02-4-019				K02-4-0197				
KX 500 (B2)	1986	K02-1-019/P	K02-2-005/P	K02-3-026	K02-4-019				K02-4-0197				
KX 500 (C1)	1987	K02-1-019/P	K02-2-005/P	K02-3-027	K02-4-019				K02-4-0197				
KX 500 (D1)	1988	K02-1-024/P	K02-2-005/P	K02-3-028	K02-4-024				K02-4-0247				
KX 500 (E1)	1989		K02-2-032/P	K02-3-028	K02-4-024				K02-4-0247				

MODEL	YEAR	FR BRAKE	RE BRAKE	CLUTCH	THROTTLE	START	DECOMP	SPEEDO	GASSER	DOHERTY	VEN 600A	AMAL T80	DOMINO
KAWASAKI													
KX 500 (E2)	1990	K02-1-026/P	K02-2-032/P	K02-3-028	K02-4-024				K02-4-024/7	K02-4-024/8			
KX 500 (E3-E5)	1991-93	K02-1-026/P	K02-2-008/P	K02-3-028	K02-4-024				K02-4-024/7	K02-4-024/8			
KX 500 (E6)	1994	K02-1-028/P	K02-2-032/P	K02-3-028	K02-4-024				K02-4-024/7	K02-4-024/8			
KX 500 (E7)	1995	K02-1-028/P	K02-2-032/P	K02-3-028	K02-4-024				K02-4-024/7	K02-4-024/8			
KX 500 (E8-E14)	1996-02	K02-1-029/P	K02-2-030/P	K02-3-028	K02-4-024				K02-4-024/7	K02-4-024/8			
KX 500 (E15-E16)	2003-04	K02-1-029/P		K02-3-028	K02-4-024				K02-4-024/7	K02-4-024/8			
KTM													
105cc													
SX 105 'USA'	2006-12	K01-1-035/P	K01-2-011/P	K01-3-030/P	K01-4-027								
XC 105	2008-09	K01-1-035/P	K01-2-011/P	K01-3-030/P	K01-4-027								
1090cc													
ADVENTURE	2017-18			K01-3-036/P									
ADVENTURE R	2017-19			K01-3-036/P									
1190cc													
ADVENTURE R	2013-16			K01-3-036/P									
125cc													
EXC 125 'White Power'	1994	K01-1-022/P	K01-3-017	K01-3-017	K01-4-023								
EXC 125	1995	K01-1-022/P	K01-3-017	K01-3-017	K01-4-023								
EXC 125	1996-97		K01-3-017	K01-3-017	K01-4-023								
EXC 125	2013-15	K01-1-028/P	K01-2-013/P	K01-3-027/P	K01-4-046								
EXC 125	2016	K01-1-028/P	K01-2-019/P	K01-3-027/P	K01-4-046								
GS 125 'Marzocchi'	1985	K01-1-014/P		K01-3-009	K01-4-016								
GS 125 'White Power'	1985	K01-1-019/P		K01-3-009	K01-4-016								
GS 125	1986	K01-1-019/P	K01-2-001/P	K01-3-009	K01-4-016								
GS 125	1987	K01-1-019/P	K01-2-002/P	K01-3-015	K01-4-018								
GS 125	1988	K01-1-019/P	K01-2-002/P	K01-3-015	K01-4-022								
GS 125 'White Power'	1989-91	K01-1-022/P	K01-2-003/P	K01-3-015	K01-4-022								
GS 125 'White Power'	1992	K01-1-022/P	K01-2-003/P	K01-3-015	K01-4-022								
GS 125 'White Power'	1993	K01-1-022/P	K01-2-003/P	K01-3-024	K01-4-023								
MX 125	1979	K01-1-004		K01-3-003	K01-4-011								
MX 125	1980	K01-1-006		K01-3-005	K01-4-012								
MX 125	1981	K01-1-006		K01-3-005	K01-4-012								
MX 125	1984	K01-1-009		K01-3-009	K01-4-016								
MX 125 'Marzocchi'	1985	K01-1-012/P		K01-3-009	K01-4-016								
MX 125 'White Power'	1985	K01-1-015/P		K01-3-009	K01-4-016								

MODEL	YEAR	FR BRAKE	RE BRAKE	CLUTCH	THROTTLE	START	DECOMP	SPEEDO	GASSER	DOHERTY	VEN 600A	AMAL T80	DOMINO
KTM													
MX 125	1986	K01-1-015/P	K01-2-001/P	K01-3-009	K01-4-016								
MX 125	1987	K01-1-015/P	K01-2-002/P	K01-3-015	K01-4-018								
MX 125	1988	K01-1-015/P	K01-2-002/P	K01-3-015	K01-4-020								
MX 125	1989	'White Power'	K01-2-003/P	K01-3-015	K01-4-020								
MX 125	1990-91	'White Power'	K01-2-003/P	K01-3-015	K01-4-023								
MX 125	1992	'White Power'	K01-2-003/P	K01-3-015	K01-4-023								
MX 125	1993	'White Power'	K01-2-003/P	K01-3-024	K01-4-023								
PL 125	1982	K01-1-008		K01-3-006	K01-4-013								
SX 125	1994	K01-1-021/P		K01-3-017	K01-4-023								
SX 125	1995	K01-1-023/P		K01-3-017	K01-4-023								
SX 125	1996-97	K01-1-023/P		K01-3-017	K01-4-023								
SX 125	1998-99	K01-1-023/P	K01-2-007/P	K01-3-020/P	K01-4-027								
SX 125	2000-02	K01-1-027/P	K01-2-007/P	K01-3-020/P	K01-4-027								
SX 125	2003	K01-1-027/P	K01-2-007/P	K01-3-027/P	K01-4-027								
SX 125	2004-11	K01-1-027/P	K01-2-013/P	K01-3-027/P	K01-4-027								
SX 125	2012	K01-1-027/P	K01-2-013/P	K01-3-027/P	K01-4-046								125-200cc
SX 125	2013-16	K01-1-027/P	K01-2-019/P	K01-3-027/P	K01-4-046								
SX 125	2017-19	K01-1-027/P	K01-2-019/P	K01-3-035/P	K01-4-053								
SX 125	2020	K01-1-027/P	K01-2-019/P	K01-3-035/P	K01-4-058								
XC 125	2021	K01-1-027/P	K01-2-019/P	K01-3-035/P									
125-200cc													
EXC 125/200	1998-99	K01-1-026/P	K01-2-007/P	K01-3-020/P	K01-4-027								
EXC 125/200	2000-02	K01-1-028/P	K01-2-007/P	K01-3-020/P	K01-4-027								
EXC 125/200	2003	K01-1-028/P	K01-2-012/P	K01-3-027/P	K01-4-027								
EXC 125/200	2004-12	K01-1-028/P	K01-2-013/P	K01-3-027/P	K01-4-027								
1290cc													
SUPER ADVENTURE R	2017-20			K01-3-036/P									
SUPER ADVENTURE S	2017-20			K01-3-036/P									
SUPER ADVENTURE T	2017			K01-3-036/P									
144cc													
SX 144	2008-09	K01-1-027/P	K01-2-013/P	K01-3-027/P	K01-4-027								144cc
150cc													
EXC 150 TPI	2020-21	K01-1-044/P	K01-2-026/P	K01-3-035/P	K01-4-059								
SX 150	2009-12	K01-1-027/P	K01-2-013/P	K01-3-027/P	K01-4-027								
SX 150	2013-16	K01-1-027/P	K01-2-019/P	K01-3-027/P	K01-4-046								

MODEL	YEAR	FR BRAKE	RE BRAKE	CLUTCH	THROTTLE	START	DECOMP	SPEEDO	GASSER	DOHERTY	VEN 600A	AMAL T80	DOMINO
KTM													
SX 150	2017-19	K01-1-027/P	K01-2-019/P	K01-3-035/P	K01-4-053								
SX 150	2020	K01-1-027/P	K01-2-019/P	K01-3-035/P	K01-4-058								
SX 150	2021	K01-1-027/P	K01-2-019/P	K01-3-035/P									
XC 150	2010-12	K01-1-028/P	K01-2-013/P	K01-3-027/P	K01-4-027								
XC 150	2013	K01-1-028/P	K01-2-013/P	K01-3-027/P	K01-4-046								
XC 150	2014	K01-1-027/P	K01-2-019/P	K01-3-027/P	K01-4-046								
XC-W 150	2017	K01-1-044/P	K01-2-024/P	K01-3-035/P	K01-4-053								
XC-W 150	2018-19	K01-1-044/P	K01-2-026/P	K01-3-035/P	K01-4-053								
XC-W 150 TPI	2020-21	K01-1-044/P	K01-2-026/P	K01-3-035/P	K01-4-059								
200cc													
EXC 200	2013-15	K01-1-028/P	K01-2-013/P	K01-3-027/P	K01-4-046								
EXC 200	2016	K01-1-028/P	K01-2-024/P	K01-3-027/P	K01-4-046								
SX 200	2003	K01-1-027/P											
SX 200	2004-05	K01-1-027/P	K01-2-013/P	K01-3-027/P	K01-4-027								
XC 200	2006-09	K01-1-028/P	K01-2-013/P	K01-3-027/P	K01-4-027								
XC-W 200	2006-12	K01-1-028/P	K01-2-013/P	K01-3-027/P	K01-4-027								
XC-W 200	2013-14	K01-1-028/P	K01-2-013/P	K01-3-027/P	K01-4-046								
XC-W 200	2015-16	K01-1-028/P	K01-2-024/P	K01-3-027/P	K01-4-046								
250cc													
EXC 250	1994-95	K01-1-022/P	K01-2-005/P	K01-3-018	K01-4-024								K01-4-026
EXC 250	1994-96	K01-1-024/P	K01-2-005/P	K01-3-018	K01-4-024								K01-4-026
EXC 250	1997		K01-2-005/P	K01-3-018	K01-4-027								
EXC 250	1998	K01-1-025/P	K01-2-007/P	K01-3-018	K01-4-027								
EXC 250	1999	K01-1-023/P	K01-2-007/P	K01-3-021/P	K01-4-027								
EXC 250	2000-02	K01-1-028/P	K01-2-007/P	K01-3-021/P	K01-4-027								
EXC 250	2003	K01-1-028/P	K01-2-013/P	K01-3-021/P	K01-4-027								
EXC 250	2004-05	K01-1-028/P	K01-2-013/P	K01-3-028/P	K01-4-027								
EXC 250	2006-12	K01-1-028/P	K01-2-013/P	K01-3-028/P	K01-4-027								
EXC 250	2013-14	K01-1-028/P	K01-2-013/P	K01-3-028/P	K01-4-046								
EXC 250	2015-16	K01-1-028/P	K01-2-024/P	K01-3-028/P	K01-4-046								
EXC 250	2017	K01-1-044/P	K01-2-024/P	K01-3-035/P	K01-4-053								
EXC 250 TPI	2018-21	K01-1-044/P	K01-2-026/P	K01-3-035/P	K01-4-059								
EXC-F 250	2004-06	K01-1-028/P	K01-2-013/P	K01-3-020/P	K01-4-036		K01-6-002						
EXC-F 250	2007-12	K01-1-028/P	K01-2-013/P	K01-3-028/P	K01-4-036		K01-6-002						
EXC-F 250	2013-15	K01-1-028/P	K01-2-013/P	K01-3-028/P	K01-4-045								
EXC-F 250	2016	K01-1-028/P	K01-2-019/P	K01-3-028/P	K01-4-045								

MODEL	YEAR	FR BRAKE	RE BRAKE	CLUTCH	THROTTLE	START	DECOMP	SPEEDO	GASSER	DOHERTY	VEN 600A	AMAL T80	DOMINO
KTM													
EXC-F 250	2017	K01-1-044/P	K01-2-024/P	K01-3-035/P	K01-4-052								
EXC-F 250	2018-21	K01-1-044/P	K01-2-026/P	K01-3-035/P	K01-4-052								
GS 250	1979	K01-1-005		K01-3-003	K01-4-011								
GS 250	1984	K01-1-020		K01-3-007	K01-4-014								
GS 250	1985	K01-1-014/P		K01-3-010	K01-4-014								
GS 250	1985	K01-1-019/P		K01-3-010	K01-4-014								
GS 250	1986	K01-1-019/P	K01-2-001/P	K01-3-010	K01-4-016								
GS 250	1987	K01-1-019/P	K01-2-002/P	K01-3-014	K01-4-016								
GS 250	1988	K01-1-019/P	K01-2-002/P	K01-3-014	K01-4-016								
GS 250	1989	K01-1-022/P	K01-2-003/P	K01-3-014	K01-4-016								
GS 250	1990-91	K01-1-022/P	K01-2-004/P	K01-3-016	K01-4-016								
GS 250	1992	K01-1-022/P	K01-2-004/P	K01-3-016	K01-4-022								
GS 250	1993	K01-1-022/P	K01-2-004/P	K01-3-023	K01-4-022								
MX 250	1974				K01-4-009								
MX 250	1975-77				K01-4-010								
MX 250	1978	K01-1-003		K01-3-003	K01-4-010								
MX 250	1979	K01-1-004		K01-3-003	K01-4-011								
MX 250	1980	K01-1-006		K01-3-003	K01-4-011								
MX 250	1981	K01-1-006		K01-3-005	K01-4-011								
MX 250	1982	K01-1-007		K01-3-005	K01-4-014								
MX 250	1983-84	K01-1-009		K01-3-007	K01-4-014								
MX 250	1985	K01-1-012/P		K01-3-010	K01-4-014								
MX 250	1985	K01-1-015/P		K01-3-010	K01-4-014								
MX 250	1986	K01-1-015/P	K01-2-001/P	K01-3-010	K01-4-016								
MX 250	1987	K01-1-015/P	K01-2-002/P	K01-3-014	K01-4-018								
MX 250	1988	K01-1-015/P	K01-2-002/P	K01-3-014	K01-4-020								
MX 250	1989	K01-1-021/P	K01-2-003/P	K01-3-014	K01-4-022								
MX 250	1990-91	K01-1-021/P	K01-2-004/P	K01-3-016	K01-4-022								
MX 250	1992	K01-1-021/P	K01-2-004/P	K01-3-016	K01-4-022								
MX 250	1993	K01-1-021/P	K01-2-004/P	K01-3-023	K01-4-022								
R	2015-16	enquire	enquire	K01-3-032/P	K01-4-046								
SX 250	1994-95	K01-1-021/P	K01-2-005/P	K01-3-018	K01-4-024								K01-4-026
SX 250	1994-96	K01-1-023/P	K01-2-005/P	K01-3-018	K01-4-024								K01-4-026
SX 250	1997	K01-1-023/P	K01-2-005/P	K01-3-018	K01-4-027								
SX 250	1998	K01-1-023/P	K01-2-007/P	K01-3-018	K01-4-027								
SX 250	1999	K01-1-023/P	K01-2-007/P	K01-3-021/P	K01-4-027								

MODEL	YEAR	FR BRAKE	RE BRAKE	CLUTCH	THROTTLE	START	DECOMP	SPEEDO	GASSER	DOHERTY	VEN 600A	AMAL T80	DOMINO
KTM													
SX 250	2000-02	K01-1-027/P	K01-2-007/P	K01-3-021/P	K01-4-027								
SX 250	2004-12	K01-1-027/P	K01-2-013/P	K01-3-028/P	K01-4-027								
SX 250	2013-15	K01-1-027/P	K01-2-019/P	K01-3-028/P	K01-4-046								
SX 250	2016	K01-1-027/P	K01-2-024/P	K01-3-028/P	K01-4-046								
SX 250	2017-18	K01-1-027/P	K01-2-019/P	K01-3-035/P	K01-4-053								
SX 250	2019-20	K01-1-027/P	K01-2-019/P	K01-3-035/P	K01-4-058								
SX 250	2021	K01-1-027/P	K01-2-019/P	K01-3-035/P									
SX-F 250	2006	K01-1-027/P	K01-2-013/P	K01-3-020/P	K01-4-036	K01-6-003	K01-6-002						
SX-F 250	2007-10	K01-1-027/P	K01-2-013/P	K01-3-028/P	K01-4-036	K01-6-003	K01-6-002						
SX-F 250	2011-13	K01-1-027/P	K01-2-019/P	K01-3-028/P	K01-4-036								
SX-F 250	2014-15	K01-1-027/P	K01-2-019/P	K01-3-028/P	K01-4-045								
SX-F 250	2016-18	K01-1-027/P	K01-2-019/P	K01-3-035/P	K01-4-052								
SX-F 250	2019	K01-1-027/P	K01-2-019/P	K01-3-033/P	K01-4-052								
SX-F 250	2020	K01-1-027/P	K01-2-019/P	K01-3-033/P	K01-4-057								
SX-F 250	2021	K01-1-027/P	K01-2-019/P	K01-3-035/P	K01-4-057								
XC 250	2006-12	K01-1-028/P	K01-2-013/P	K01-3-028/P	K01-4-027								
XC 250	2013-16	K01-1-027/P	K01-2-019/P	K01-3-028/P	K01-4-046								
XC 250	2017-19	K01-1-027/P	K01-2-019/P	K01-3-035/P	K01-4-053								
XC 250 TPI	2020-21	K01-1-027/P	K01-2-019/P	K01-3-035/P	K01-4-059								
XC-F 250	2013-15	K01-1-028/P	K01-2-019/P	K01-3-028/P	K01-4-045								
XC-F 250	2016	K01-1-028/P	K01-2-019/P	K01-3-035/P	K01-4-052								
XC-F 250	2017-18	K01-1-027/P	K01-2-019/P	K01-3-035/P	K01-4-052								
XC-F 250	2019-21	K01-1-027/P	K01-2-019/P	K01-3-035/P	K01-4-057								
XCF-W 250	2006-12	K01-1-028/P	K01-2-013/P	K01-3-028/P	K01-4-036	K01-6-002							
XCF-W 250	2013-15	K01-1-028/P	K01-2-013/P	K01-3-028/P	K01-4-045								
XCF-W 250	2016	K01-1-028/P	K01-2-024/P	K01-3-028/P	K01-4-045								
XC-W 250	2006-12	K01-1-028/P	K01-2-013/P	K01-3-028/P	K01-4-027								
XC-W 250	2013-15	K01-1-028/P	K01-2-013/P	K01-3-028/P	K01-4-046								
XC-W 250	2016	K01-1-028/P	K01-2-024/P	K01-3-028/P	K01-4-046								
XC-W 250	2017	K01-1-044/P	K01-2-024/P	K01-3-035/P	K01-4-053								
XC-W 250	2018	K01-1-044/P	K01-2-026/P	K01-3-035/P	K01-4-053								
XC-W 250 TPI	2019-21	K01-1-044/P	K01-2-026/P	K01-3-035/P	K01-4-059								
300cc													
EXC	2017	K01-1-044/P			K01-4-053								
EXC 300	1991			K01-3-016									
EXC 300	1994-96	K01-1-024/P	K01-2-005/P	K01-3-018	K01-4-024								K01-4-026

MODEL	YEAR	FR BRAKE	RE BRAKE	CLUTCH	THROTTLE	START	DECOMP	SPEEDO	GASSER	DOHERTY	VEN 600A	AMAL T80	DOMINO
KTM													
XC 300	1994-96	K01-1-022/P	K01-2-005/P	K01-3-018	K01-4-024								K01-4-026
XC 300	1997		K01-2-005/P	K01-3-018	K01-4-027								
XC 300	1998	K01-1-025/P	K01-2-007/P	K01-3-018	K01-4-027								
XC 300	1999	K01-1-025/P	K01-2-007/P	K01-3-021/P	K01-4-027								
XC 300	2000-02	K01-1-028/P	K01-2-007/P	K01-3-021/P	K01-4-027								
XC 300	2003	K01-1-028/P	K01-2-007/P	K01-3-028/P	K01-4-027								
XC 300	2004-11	K01-1-028/P	K01-2-013/P	K01-3-028/P	K01-4-027								
XC 300	2012-14	K01-1-028/P	K01-2-013/P	K01-3-028/P	K01-4-046								
XC 300	2015-16	K01-1-028/P	K01-2-024/P	K01-3-028/P	K01-4-046								
XC 300	2017	K01-1-040/P	K01-2-024/P	K01-3-035/P	K01-4-053								
XC 300 TPI	2018-21	K01-1-044/P	K01-2-026/P	K01-3-035/P	K01-4-059								K01-4-026
GS 300	1992	K01-1-022/P	K01-2-004/P	K01-3-016	K01-4-022								
GS 300	1993	K01-1-022/P	K01-2-004/P	K01-3-023	K01-4-022								
MX 300	1992	K01-1-021/P	K01-2-004/P	K01-3-016	K01-4-022								
MX 300	1993	K01-1-021/P	K01-2-004/P	K01-3-023	K01-4-022								
SX 300	1994-95	K01-1-021/P	K01-2-005/P	K01-3-018	K01-4-024								K01-4-026
SX 300	1994-96	K01-1-023/P	K01-2-005/P	K01-3-018	K01-4-024								K01-4-026
SX 300	1997	K01-1-023/P	K01-2-005/P	K01-3-018	K01-4-027								
SX 300	1998	K01-1-023/P	K01-2-007/P	K01-3-018	K01-4-027								
XC 300	2006-12	K01-1-028/P	K01-2-013/P	K01-3-028/P	K01-4-027								
XC 300	2013-16	K01-1-028/P	K01-2-019/P	K01-3-028/P	K01-4-046								
XC 300	2017	K01-1-027/P	K01-2-019/P	K01-3-035/P	K01-4-053								
XC 300	2018-19	K01-1-027/P	K01-2-019/P	K01-3-035/P	K01-4-053								
XC 300 TPI	2020-21	K01-1-027/P	K01-2-019/P	K01-3-035/P	K01-4-059								
XC-W	2017-18	K01-1-044/P		K01-3-035/P	K01-4-053								
XC-W	2018		K01-2-026/P										
XC-W 300	2006-11	K01-1-028/P	K01-2-013/P	K01-3-028/P	K01-4-027								
XC-W 300	2012-14	K01-1-028/P	K01-2-013/P	K01-3-028/P	K01-4-046								
XC-W 300	2015-16	K01-1-028/P	K01-2-024/P	K01-3-028/P	K01-4-046								
XC-W 300	2017	K01-1-044/P	K01-2-024/P	K01-3-035/P	K01-4-053								
XC-W 300	2017	K01-1-044/P	K01-2-024/P	K01-3-035/P	K01-4-053								
XC-W 300	2018	K01-1-044/P	K01-2-026/P	K01-3-035/P	K01-4-053								
XC-W 300	2018	K01-1-044/P	K01-2-026/P	K01-3-035/P	K01-4-053								
XC-W 300 TPI	2019-21	K01-1-044/P	K01-2-026/P	K01-3-035/P	K01-4-059								
350cc													350cc
350 FREERIDE	2013-16	enquire	enquire	K01-3-032/P	K01-4-050								

MODEL	YEAR	FR BRAKE	RE BRAKE	CLUTCH	THROTTLE	START	DECOMP	SPEEDO	GASSER	DOHERTY	VEN 600A	AMAL T80	DOMINO
KTM													
EXC-F 350	2012	K01-1-028/P	K01-2-019/P	K01-3-028/P	K01-4-036								
EXC-F 350	2013-16	K01-1-028/P	K01-2-013/P	K01-3-028/P	K01-4-045								
EXC-F 350	2017	K01-1-044/P	K01-2-024/P	K01-3-035/P	K01-4-052								
EXC-F 350	2018-19	K01-1-044/P	K01-2-026/P	K01-3-035/P	K01-4-052								
EXC-F 350	2020-21	K01-1-044/P	K01-2-026/P	K01-3-035/P	K01-4-057								
GS 350	1988	K01-1-019/P	K01-2-002/P	K01-3-011	K01-4-014								
GS 350	1989-91	K01-1-022/P	K01-2-003/P	K01-3-011	K01-4-025								
GS 350	1993	K01-1-022/P	K01-2-003/P	K01-3-022	K01-4-032	K01-5-001	K01-6-001						
MX 350	1987-88	K01-1-015/P	K01-2-002/P	K01-3-011	K01-4-014								
MX 350	1989-91	K01-1-021/P	K01-2-003/P	K01-3-011	K01-4-020								
SC 350	1994		K01-2-003/P	K01-3-017	K01-4-032	K01-5-001	K01-6-001						
SC 350	1995	K01-1-022/P		K01-3-017	K01-4-032	K01-5-001	K01-6-001						
SX-F 350	2011-12	K01-1-027/P	K01-2-019/P	K01-3-028/P	K01-4-036								
SX-F 350	2013-15	K01-1-027/P	K01-2-019/P	K01-3-028/P	K01-4-045								
SX-F 350	2016-17	K01-1-027/P	K01-2-019/P	K01-3-035/P	K01-4-052								
SX-F 350	2018	K01-1-027/P	K01-2-019/P	K01-3-035/P	K01-4-052								
SX-F 350	2019	K01-1-027/P	K01-2-019/P	K01-3-033/P	K01-4-052								
SX-F 350	2020	K01-1-027/P	K01-2-019/P	K01-3-033/P	K01-4-057								
SX-F 350	2021	K01-1-027/P	K01-2-019/P	K01-3-035/P	K01-4-057								
XC-F 350	2017	K01-1-027/P	K01-2-019/P	K01-3-035/P	K01-4-052								
XC-F 350	2018	K01-1-027/P	K01-2-019/P	K01-3-035/P	K01-4-052								
XC-F 350	2019-21	K01-1-027/P	K01-2-019/P	K01-3-035/P	K01-4-057								
XC-F 350 'USA'	2013-15	K01-1-027/P	K01-2-019/P	K01-3-028/P	K01-4-045								
XC-F 350 'USA'	2016	K01-1-027/P		K01-3-035/P	K01-4-045								
XCF-W 350	2013-16	K01-1-028/P	K01-2-013/P	K01-3-028/P	K01-4-045								
XCF-W 350	2020-21	K01-1-044/P	K01-2-026/P	K01-3-035/P	K01-4-057								
360cc													
EXC 360	1996	K01-1-024/P	K01-2-005/P	K01-3-018	K01-4-024								360cc
SX 360	1996	K01-1-023/P	K01-2-005/P	K01-3-018	K01-4-024								K01-4-026
380cc													
EXC 380	1997		K01-2-005/P	K01-3-018	K01-4-027								
EXC 380	1998	K01-1-025/P	K01-2-007/P	K01-3-018	K01-4-027								
EXC 380	1999	K01-1-025/P	K01-2-007/P	K01-3-021/P	K01-4-027								
EXC 380	2000-02	K01-1-028/P	K01-2-007/P	K01-3-021/P	K01-4-027								
EXC 380	2003	K01-1-028/P	K01-2-007/P	K01-3-028/P	K01-4-027								
SX 380	1997	K01-1-023/P	K01-2-005/P	K01-3-018	K01-4-027								

MODEL	YEAR	FR BRAKE	RE BRAKE	CLUTCH	THROTTLE	START	DECOMP	SPEEDO	GASSER	DOHERTY	VEN 600A	AMAL T80	DOMINO
KTM													
SX 380	1998	K01-1-023/P	K01-2-007/P	K01-3-018	K01-4-027								
SX 380	1999	K01-1-023/P	K01-2-007/P	K01-3-021/P	K01-4-027								
SX 380	2000-02	K01-1-027/P	K01-2-007/P	K01-3-021/P	K01-4-027								
SX 380	2003	K01-1-027/P	K01-2-007/P	K01-3-028/P	K01-4-027								
400cc													
EGS 400	1996		K01-2-006/P	K01-3-017	K01-4-028		K01-6-001						400cc
EGS/EGSE 400	1997			K01-3-017	K01-4-028		K01-6-001						
EXC 400	2000-02	K01-1-028/P											
EXC 400	2003-11	K01-1-028/P	K01-2-013/P	K01-3-020/P	K01-4-036		K01-6-002						
EXC 400	2012	K01-1-028/P	K01-2-013/P	K01-3-028/P	K01-4-036								
GS 400	1993		K01-2-003/P	K01-3-022	K01-4-028	K01-5-001	K01-6-001						
LSE 400	1997			K01-3-017	K01-4-028		K01-6-001						
MX 400	1978	K01-1-003		K01-3-004	K01-4-010								
SC 400	1994		K01-2-003/P	K01-3-017	K01-4-028	K01-5-001	K01-6-001						
SC 400	1995	K01-1-022/P		K01-3-017	K01-4-028	K01-5-001	K01-6-001						
SC 400	1996	K01-1-022/P	K01-2-006/P	K01-3-017	K01-4-028		K01-6-001						
SC 400	1998	K01-1-025/P		K01-3-017	K01-4-028		K01-6-001						
SX 400	1995	K01-1-022/P		K01-3-017	K01-4-028	K01-5-001	K01-6-001						
SX 400	1998	K01-1-023/P		K01-3-017	K01-4-028		K01-6-001						
SX 400	1999	K01-1-023/P		K01-3-017	K01-4-033		K01-6-001						
SX 400	2000-02	K01-1-027/P	K01-2-007/P	K01-3-020/P	K01-4-034		K01-6-002				K01-4-034/9		
SX 400	2003	K01-1-027/P		K01-3-020/P	K01-4-036		K01-6-002						
SX 400	2004-05	K01-1-027/P	K01-2-013/P	K01-3-020/P	K01-4-036		K01-6-002						
SXC 400	1997	K01-1-025/P		K01-3-017	K01-4-028		K01-6-001						
SXC 400	1999	K01-1-025/P		K01-3-017	K01-4-033		K01-6-001						
SXC 400	2000-02	K01-1-028/P	K01-2-007/P	K01-3-020/P	K01-4-034		K01-6-002				K01-4-034/9		
SXC 400	2003-09	K01-1-028/P		K01-3-020/P	K01-4-034		K01-6-002				K01-4-034/9		
XC-W 400	2007-10	K01-1-027/P	K01-2-013/P	K01-3-020/P	K01-4-036								
420cc													
GS 420	1979-81	K01-1-005		K01-3-004	K01-4-011								420cc
MX 420	1979-81	K01-1-006		K01-3-004	K01-4-011								
440cc													
EXC 400	1995			K01-3-017	K01-4-028	K01-5-001	K01-6-001						
EXC 440	1994-95			K01-3-019									
EXC 440	1994-95			K01-3-019									
SX 440	1994-95			K01-3-019									

MODEL	YEAR	FR BRAKE	RE BRAKE	CLUTCH	THROTTLE	START	DECOMP	SPEEDO	GASSER	DOHERTY	VEN 600A	AMAL T80	DOMINO
KTM													KTM
SX 440	1994-95			K01-3-019									450cc
450cc													
EXC 450	2003-07	K01-1-028/P	K01-2-013/P	K01-3-020/P	K01-4-036		K01-6-002						
EXC 450	2008-11	K01-1-028/P	K01-2-013/P	K01-3-028/P	K01-4-036		K01-6-002						
EXC 450	2012	K01-1-028/P	K01-2-013/P	K01-3-033/P	K01-4-036								
EXC 450	2013-16	K01-1-028/P	K01-2-013/P	K01-3-033/P	K01-4-045								
EXC-F 450	2017	K01-1-044/P	K01-2-024/P	K01-3-033/P	K01-4-052								
EXC-F 450	2018-19	K01-1-044/P	K01-2-026/P	K01-3-033/P	K01-4-052								
EXC-F 450	2020	K01-1-044/P	K01-2-026/P	K01-3-035/P	K01-4-057								
EXC-F 450	2021	K01-1-044/P	K01-2-026/P	K01-3-033/P	K01-4-057								
EXC-R 450	2008-09	K01-1-028/P	K01-2-013/P	K01-3-028/P	K01-4-036		K01-6-002						
SMR 450	2005-09	K01-1-034/P	K01-2-013/P	K01-3-028/P	K01-4-036								
SMR 450	2013	K01-1-027/P	K01-2-019/P	K01-3-033/P	K01-4-045								
SMR 450	2014		K01-2-019/P	K01-3-033/P	K01-4-045								
SMR 450	2021		K01-2-019/P	K01-3-033/P	K01-4-057								
SX 450	2003	K01-1-027/P	K01-2-013/P	K01-3-020/P	K01-4-036		K01-6-002						
SX 450	2004-06	K01-1-027/P	K01-2-013/P	K01-3-020/P	K01-4-036		K01-6-002						
SX 450	2007-09	K01-1-027/P	K01-2-013/P	K01-3-028/P	K01-4-036		K01-6-002						
SX-F 450	2007-10	K01-1-027/P	K01-2-013/P	K01-3-028/P	K01-4-036	K01-6-003							
SX-F 450	2011-12	K01-1-027/P	K01-2-019/P	K01-3-028/P	K01-4-036								
SX-F 450	2013	K01-1-027/P	K01-2-019/P	K01-3-028/P	K01-4-045								
SX-F 450	2014-16	K01-1-027/P	K01-2-019/P	K01-3-033/P	K01-4-045								
SX-F 450	2017-19	K01-1-027/P	K01-2-019/P	K01-3-033/P	K01-4-052								
SX-F 450	2020-21	K01-1-027/P	K01-2-019/P	K01-3-033/P	K01-4-057								
XC 450	2007	K01-1-027/P	K01-2-013/P	K01-3-020/P	K01-4-036		K01-6-002						
XC-F 450	2008-09	K01-1-028/P	K01-2-013/P	K01-3-028/P	K01-4-036	K01-6-003	K01-6-002						
XC-F 450	2013-16	K01-1-027/P	K01-2-019/P	K01-3-020/P	K01-4-045								
XC-F 450	2017-18	K01-1-027/P	K01-2-019/P	K01-3-033/P	K01-4-052								
XC-F 450	2019-21	K01-1-027/P	K01-2-019/P	K01-3-033/P	K01-4-057								
XCR-W 450	2008	K01-1-028/P	K01-2-013/P	K01-3-027/P	K01-4-036		K01-6-002						
XC-W 450 'USA'	2007	K01-1-027/P	K01-2-013/P	K01-3-020/P	K01-4-036								
XC-W 450 'USA'	2008-12	K01-1-028/P	K01-2-013/P	K01-3-020/P	K01-4-036								
XC-W 450 'USA'	2013-16	K01-1-028/P	K01-2-013/P	K01-3-033/P	K01-4-045								
495cc													495cc
GS 495	1984	K01-1-013		K01-3-004	K01-4-014								
GS 495	1985	K01-1-014/P		K01-3-011	K01-4-014								

MODEL	YEAR	FR BRAKE	RE BRAKE	CLUTCH	THROTTLE	START	DECOMP	SPEEDO	GASSER	DOHERTY	VEN 600A	AMAL T80	DOMINO
KTM													
GS 495	1986	K01-1-019/P	K01-2-001/P	K01-3-011	K01-4-014								
GS 495	1987	K01-1-019/P	K01-2-002/P	K01-3-011	K01-4-014								
GS 495	1988	K01-1-019/P	K01-2-002/P	K01-3-011	K01-4-020								
MX 495	1982	K01-1-007		K01-3-004	K01-4-011								
MX 495	1983	K01-1-007		K01-3-004	K01-4-014								
MX 495	1984	K01-1-009		K01-3-004	K01-4-014								
MX 495	1984	K01-1-011		K01-3-004	K01-4-014								
MX 495	1985	K01-1-012/P		K01-3-011	K01-4-014								
MX 495	1986	K01-1-015/P	K01-2-001/P	K01-3-011	K01-4-014								
MX 495	1987	K01-1-015/P	K01-2-002/P	K01-3-011	K01-4-014								
MX 495	1988	K01-1-015/P	K01-2-002/P	K01-3-011	K01-4-020								
495-560cc													
GS 495/540	1989-91	K01-1-022/P	K01-2-003/P	K01-3-011	K01-4-020								495-560cc
GS 495/550	1992	K01-1-022/P	K01-2-003/P	K01-3-011									
GS 495/550	1993	K01-1-022/P	K01-2-003/P	K01-3-011									
GS 500/550	1994	K01-1-022/P		K01-3-019	K01-4-025								
GS 500/550	1995	K01-1-024/P		K01-3-019	K01-4-025								
GS 500/560	1984	K01-1-013		K01-3-008	K01-4-015								
GS 500/560	1985	K01-1-014/P		K01-3-008	K01-4-025								
GS 500/560	1986	K01-1-019/P		K01-3-008	K01-4-025								
GS 500/560	1986	K01-1-019/P	K01-2-001/P	K01-3-008	K01-4-025								
GS 500/560	1987	K01-1-019/P	K01-2-002/P	K01-3-024	K01-4-019	(Deilorto Carb)							
GS 500/560	1987	K01-1-019/P	K01-2-002/P	K01-3-024	K01-4-021	(Bing Carb)							
GS 500/560	1988	K01-1-019/P	K01-2-002/P	K01-3-024	K01-4-019	(Deilorto Carb)							
GS 500/560	1988	K01-1-019/P	K01-2-002/P	K01-3-024	K01-4-021	(Bing Carb)							
GS 500/560	1989	K01-1-022/P		K01-3-024	K01-4-021	(Bing Carb)							
GS 500/560	1989	K01-1-022/P		K01-3-024	K01-4-021	(Bing Carb)							
GS 500/560	1989	K01-1-022/P		K01-3-024	K01-4-021	(Deilorto Carb)							
MX 495/540	1989-91	K01-1-021/P	K01-2-003/P	K01-3-011	K01-4-020								
MX 495/550	1992	K01-1-021/P	K01-2-003/P	K01-3-011									
MX 495/550	1993	K01-1-021/P	K01-2-003/P	K01-3-011									
MX 500/550	1994	K01-1-021/P		K01-3-019	K01-4-025								
MX 500/550	1995	K01-1-023/P		K01-3-019	K01-4-025								
MX 500/560	1983	K01-1-009		K01-3-008	K01-4-015								
MX 500/560	1984	K01-1-011		K01-3-008	K01-4-015								
MX 500/560	1985	K01-1-015/P		K01-3-008	K01-4-025								
MX 500/560	1985	K01-1-012/P		K01-3-008	K01-4-025								

MODEL	YEAR	FR BRAKE	RE BRAKE	CLUTCH	THROTTLE	START	DECOMP	SPEEDO	GASSER	DOHERTY	VEN 600A	AMAL T80	DOMINO
KTM													
MX 500/560	1986	K01-1-015/P	K01-2-001/P	K01-3-008	K01-4-025								
MX 500/560	1987	K01-1-015/P	K01-2-002/P	K01-3-024	K01-4-021	(Bing Carb)							
MX 500/560	1987	K01-1-015/P	K01-2-002/P	K01-3-024	K01-4-019	(Dellorto Carb)							
MX 500/560	1988	K01-1-015/P	K01-2-002/P	K01-3-024	K01-4-021	(Bing Carb)							
MX 500/560	1988	K01-1-015/P	K01-2-002/P	K01-3-024	K01-4-019	(Dellorto Carb)							
MX 500/560	1989	K01-1-021/P		K01-3-024	K01-4-021	(Bing Carb)							
MX 500/560	1989	K01-1-021/P		K01-3-024	K01-4-019	(Dellorto Carb)							
50cc													
SX 50	2006-11	K01-1-043/P	K01-2-025/P										50cc
SX 50	2006-11	K01-1-043/P	K01-2-025/P										
SX 50	2012-19	K01-1-043/P	K01-2-025/P		K01-4-054								
SX 50	2012-2020	K01-1-043/P	K01-2-025/P		K01-4-054								
SX 50 JUNIOR ADVENTURE	2002-03		K01-2-018										
SX 50 JUNIOR ADVENTURE	2004-05	K01-1-002	K01-2-018										
SX 50 MINI ADVENTURE	2001-08	K01-1-002	K01-2-018										
SX 50 MINI ADVENTURE GS	2002	K01-1-002	K01-2-018										
SX 50 SENIOR ADVENTURE	2004-05	K01-1-002											
500cc													
EXC 500	2012	K01-1-028/P	K01-2-013/P	K01-3-033/P	K01-4-036								
EXC 500	2013-16	K01-1-028/P	K01-2-013/P	K01-3-033/P	K01-4-045						K01-4-036/9		
EXC F 500	2017	K01-1-044/P	K01-2-024/P	K01-3-035/P	K01-4-051								
EXC F 500	2018-19	K01-1-044/P	K01-2-026/P	K01-3-033/P	K01-4-051								
EXC-F 500	2020	K01-1-044/P	K01-2-026/P	K01-3-035/P	K01-4-057								
EXC-F 500	2021	K01-1-044/P	K01-2-026/P	K01-3-033/P	K01-4-057								
EXC-W 500	2012	K01-1-028/P	K01-2-013/P	K01-3-020/P	K01-4-036								
EXC-W 500	2013	K01-1-028/P	K01-2-013/P	K01-3-033/P	K01-4-045						K01-4-036/9		
GS 500LC4	1990-91	K01-1-022/P		K01-3-024	K01-4-019								
GS 500LC4	1992	K01-1-022/P		K01-3-024	K01-4-019								
MX 500LC4	1990-91	K01-1-021/P		K01-3-024	K01-4-019								
MX 500LC4	1992	K01-1-021/P		K01-3-024	K01-4-019								
XCF-W 500	2021	K01-1-044/P	K01-2-026/P	K01-3-035/P	K01-4-057								
XC-W 500	2012-16	K01-1-028/P	K01-2-013/P	K01-3-033/P	K01-4-045								
505cc													
SX 505	2008	K01-1-027/P	K01-2-013/P	K01-3-028/P	K01-4-036								
XC-F 505	2008-09	K01-1-028/P	K01-2-013/P	K01-3-028/P	K01-4-036								

MODEL	YEAR	FR BRAKE	RE BRAKE	CLUTCH	THROTTLE	START	DECOMP	SPEEDO	GASSER	DOHERTY	VEN 600A	AMAL T80	DOMINO
KTM													
520cc													
SX 520	1999-02	K01-1-027/P	K01-2-007/P	K01-3-020/P	K01-4-034		K01-6-002				K01-4-034/9		520cc
SXC 520	1999-02	K01-1-028/P	K01-2-007/P	K01-3-020/P	K01-4-034		K01-6-002				K01-4-034/9		
525cc													
EXC 525	2006	K01-1-028/P	K01-2-013/P	K01-3-020/P	K01-4-036		K01-6-002				K01-4-036/9		525cc
EXC 525	2007	K01-1-028/P	K01-2-013/P	K01-3-028/P	K01-4-036		K01-6-002				K01-4-036/9		
MXC 525	2003	K01-1-028/P		K01-3-020/P	K01-4-034		K01-6-002				K01-4-036/9		
MXC 525	2004-05	K01-1-028/P	K01-2-013/P	K01-3-020/P	K01-4-036		K01-6-002				K01-4-036/9		
SX 525	2003	K01-1-027/P		K01-3-020/P	K01-4-034		K01-6-002				K01-4-036/9		
SX 525	2004-05	K01-1-027/P	K01-2-013/P	K01-3-020/P	K01-4-036		K01-6-002				K01-4-036/9		
SX 525	2006	K01-1-027/P	K01-2-013/P	K01-3-020/P	K01-4-036		K01-6-002				K01-4-036/9		
SXC 525	2003	K01-1-028/P		K01-3-020/P	K01-4-034		K01-6-002				K01-4-036/9		
SXC 525	2004-05	K01-1-028/P	K01-2-013/P	K01-3-020/P	K01-4-036		K01-6-002				K01-4-036/9		
XC 525	2007	K01-1-027/P	K01-2-013/P	K01-3-028/P	K01-4-036		K01-6-002				K01-4-036/9		
530cc													
EXC 530	2010-12	K01-1-028/P	K01-2-013/P	K01-3-028/P	K01-4-036						K01-4-036/9		530cc
EXC-R 530	2008-09	K01-1-028/P	K01-2-013/P	K01-3-028/P	K01-4-036		K01-6-002				K01-4-036/9		
XCR-W 530	2008	K01-1-028/P	K01-2-013/P	K01-3-027/P	K01-4-036		K01-6-002				K01-4-036/9		
XC-W 530	2009-12	K01-1-028/P	K01-2-013/P	K01-3-028/P	K01-4-036								
540cc													
SXC 540	1999	K01-1-025/P		K01-3-017	K01-4-033		K01-6-001						540cc
570cc													
FE570	2009-12		K01-2-013/P										570cc
60cc													
SX 60	1998	K01-1-029/P			K01-4-035								60cc
SX 60	1999	K01-1-029/P		K01-3-025	K01-4-035								
SX 60	2000	K01-1-029/P	K01-2-008/P	K01-3-025	K01-4-035								
600cc													
GS 600	1990	K01-1-022/P		K01-3-024	K01-4-019								600cc
GS 600	1991	K01-1-022/P		K01-3-024	K01-4-019								
GS 600	1992	K01-1-022/P		K01-3-024	K01-4-019								
MX 600	1990	K01-1-021/P		K01-3-024	K01-4-019								
MX 600	1991	K01-1-021/P		K01-3-024	K01-4-019								
MX 600	1992	K01-1-021/P		K01-3-024	K01-4-019								

MODEL	YEAR	FR BRAKE	RE BRAKE	CLUTCH	THROTTLE	START	DECOMP	SPEEDO	GASSER	DOHERTY	VEN 600A	AMAL T80	DOMINO
KTM													
600-690cc													
EGS 600/620	1994		K01-2-003/P	K01-3-017	K01-4-028								600-690cc
EXC 600/620	1994		K01-2-003/P	K01-3-017	K01-4-028								
GS 600/620	1993	'LC4'	K01-2-003/P	K01-3-022	K01-4-028								
MX 600/620	1993	'LC4'	K01-2-003/P	K01-3-022	K01-4-028								
SC 600/620	1994		K01-2-003/P	K01-3-017	K01-4-028								
SX 600/620	1994		K01-2-003/P	K01-3-017	K01-4-028								
620cc													
EGS 620	1995	'White Power'		K01-3-017	K01-4-028	K01-5-001	K01-6-001						620cc
EGS 620	1996	'White Power'	K01-2-006/P	K01-3-017	K01-4-028		K01-6-001						
EGS/EGSE 620	1997			K01-3-017	K01-4-028		K01-6-001						
EXC 620	1995	'White Power'		K01-3-017	K01-4-028	K01-5-001	K01-6-001						
EXC 620	1996	'White Power'	K01-2-006/P	K01-3-017	K01-4-028		K01-6-001						
LSE 620	1997			K01-3-017	K01-4-028		K01-6-001						
SC 620	1995	'White Power'	K01-1-022/P	K01-3-017	K01-4-028	K01-5-001	K01-6-001						
SC 620	1996	'White Power'	K01-1-022/P	K01-3-017	K01-4-028		K01-6-001						
SC 620	1997		K01-1-025/P	K01-3-017	K01-4-028		K01-6-001						
SC 620	1998		K01-1-025/P	K01-3-017	K01-4-028		K01-6-001						
SX 620	1995	'White Power'	K01-1-022/P	K01-3-017	K01-4-028	K01-5-001	K01-6-001						
SX 620	1996	'Marzocchi'	K01-1-023/P	K01-3-017	K01-4-028		K01-6-001						
SX 620	1997-98		K01-1-023/P	K01-3-017	K01-4-028		K01-6-001						
SX 620	1999		K01-1-025/P	K01-3-017	K01-4-033		K01-6-001						
SXC 620	1999		K01-1-025/P	K01-3-017	K01-4-033		K01-6-001						
625cc													
SXC 625	2003-05		K01-1-032/P	K01-3-029/P									625cc
SXC 625	2003-07		K01-1-028/P	K01-3-029/P	K01-4-036		K01-6-004						
640cc													
LC4 ADVENTURE	1998		K01-2-016/P	K01-3-017									640cc
LC4 ADVENTURE	1999-00		K01-2-016/P	K01-3-017									
LC4 ADVENTURE	2001		K01-2-016/P	K01-3-017	K01-4-038								
LC4 ADVENTURE	2002		K01-2-016/P	K01-3-017	K01-4-038								
LC4 ADVENTURE	2003		K01-1-028/P	K01-3-017	K01-4-038								
LC4 ADVENTURE	2003		K01-1-028/P	K01-3-029/P	K01-4-038		K01-6-004						
LC4 ADVENTURE	2004-06		K01-1-033/P	K01-3-029/P	K01-4-038		K01-6-004						
LC4 ENDURO	2002		K01-1-028/P	K01-3-017	K01-4-038								
LC4 ENDURO	2003-06		K01-2-016/P	K01-3-029/P	K01-4-038		K01-6-004						

MODEL	YEAR	FR BRAKE	RE BRAKE	CLUTCH	THROTTLE	START	DECOMP	SPEEDO	GASSER	DOHERTY	VEN 600A	AMAL T80	DOMINO
KTM													
LC4 SUPERMOTO	1999		K01-2-016/P	K01-3-017									
LC4 SUPERMOTO	2000-01		K01-2-016/P	K01-3-017	K01-4-038								
LC4 SUPERMOTO	2002	K01-1-028/P	K01-2-016/P	K01-3-017	K01-4-038								
LC4 SUPERMOTO	2003	K01-1-032/P	K01-2-016/P	K01-3-017	K01-4-038		K01-6-004						
LC4 SUPERMOTO	2004-06	K01-1-031/P	K01-2-016/P	K01-3-017	K01-4-038		K01-6-004						
65cc													
SX 65	1998	K01-1-029/P			K01-4-035								65cc
SX 65	1999	K01-1-029/P		K01-3-025	K01-4-035								
SX 65	2000-01	K01-1-029/P	K01-2-008/P	K01-3-025	K01-4-035								
SX 65	2002-03	K01-1-037/P	K01-2-008/P	K01-3-030/P	K01-4-043								
SX 65	2004-05	K01-1-037/P	K01-2-015/P	K01-3-030/P	K01-4-043								
SX 65	2006-08	K01-1-041/P	K01-2-015/P	K01-3-030/P	K01-4-043								
SX 65	2009-13	K01-1-041/P		K01-3-030/P	K01-4-042								
SX 65	2014-21	K01-1-041/P		K01-3-038/P	K01-4-042								
SX 65 Mini	2018	K01-1-041/P	K01-2-015/P	K01-3-038/P	K01-4-042								660cc
660cc													
LMC 660 SUPERMOTO	2003												
SMC 660	2003	K01-1-032/P	K01-2-016/P	K01-3-029/P	K01-4-036		K01-6-004						
SMC 660	2004-05	K01-1-031/P	K01-2-016/P	K01-3-029/P	K01-4-036		K01-6-004						
690cc													
ENDURO-R 690	2008-13	K01-1-036/P	K01-2-014/P		K01-4-037								
SMC 690	2008-10	K01-1-036/P	K01-2-014/P		K01-4-037								
80cc													
MX 80	1985-86	K01-1-016/P		K01-3-012	K01-4-017								
MX 80	1986-87	K01-1-016/P		K01-3-013	K01-4-017								
85cc													
SX 85	2003-12	K01-1-035/P	K01-2-011/P	K01-3-030/P	K01-4-027								
SX 85	'Big Wheel' & 'Small W	K01-1-040/P	K01-2-011/P	K01-3-032/P	K01-4-046								
SX 85	'Big Wheel'	K01-1-030/P	K01-2-011/P	K01-3-037/P	K01-4-056								
SX 85	'Small Wheel'	K01-1-030/P	K01-2-011/P	K01-3-037/P	K01-4-056								
XC 85	2004-09	K01-1-035/P	K01-2-011/P	K01-3-030/P	K01-4-027								
950cc													
ADVENTURE 950 TWIN	2003-06	K01-1-033/P	K01-2-010/P	K01-3-036/P	K01-4-055	K01-5-004							
SUPER ENDURO R	2006-09		KTM-9001R	K01-3-036/P	K01-4-055	K01-5-004							
SUPER ENDURO R	2006-2009		K01-2-010/P	K01-3-036/P	K01-4-055	K01-5-004							

MODEL	YEAR	FR BRAKE	RE BRAKE	CLUTCH	THROTTLE	START	DECOMP	SPEEDO	GASSER	DOHERTY	VEN 600A	AMAL T80	DOMINO
KTM													
SUPERMOTO	2005-07	KTM-9001F	KTM-9001R	K01-3-036/P		K01-5-004							KTM
SUPERMOTOR	2007-08	KTM-9001F	KTM-9001R	K01-3-036/P		K01-5-004							
990cc													
ADVENTURER	2009-12		K01-2-010/P	K01-3-036/P	K01-4-055								990cc
ADVENTURE S	2006-08		K01-2-010/P	K01-3-036/P	K01-4-055								
SUPERMOTO	2008-09	KTM-9001F	KTM-9001R	K01-3-036/P									
SUPERMOTOR	2009-11		KTM-9001R	K01-3-036/P									
SUPERMOTOR	2012-13			K01-3-036/P									
SUPERMOTO T	2009-10		KTM-9001R	K01-3-036/P									
SUPERMOTO T	2011-13			K01-3-036/P									
MAICO													
125cc													
MX 125 1975-79		M01-1-002		M01-3-003	M01-4-003								125cc
250-490cc													
MX MODELS	1970-71	M01-1-001		M01-3-001	M01-4-001		M01-6-001						
MX MODELS	1972	M01-1-002		M01-3-002	M01-4-001		M01-6-001						
MX MODELS	1973-78	M01-1-002		M01-3-002	M01-4-002		M01-6-001						
MX MODELS	1979	M01-1-002		M01-3-002	M01-4-002		M01-6-002						
MX MODELS	1980-82	M01-1-005		M01-3-004	M01-4-002		M01-6-002						
MX MODELS	1983-84	M01-1-005		M01-3-005	M01-4-004		M01-6-002						
MX MODELS	1985	M01-1-006/P		M01-3-005	M01-4-004		M01-6-002						
MX MODELS	1986-88	M01-1-007/P	M01-2-001/P	M01-3-005	M01-4-004		M01-6-002						
MX MODELS	1989-93	M01-1-009/P	M01-2-002/P	M01-3-005	M01-4-004		M01-6-002						
MX MODELS	1994-95	M01-1-010/P	M01-2-002/P	M01-3-005	M01-4-004		M01-6-002						
MX MODELS	1996-00			M01-3-006	M01-4-005		M01-6-003						
WR ENDURO MDLS	1981	M01-1-004		M01-3-004	M01-4-002		M01-6-002	M01-7-001					
WR ENDURO MDLS	1982	M01-1-004		M01-3-004	M01-4-002		M01-6-002	M01-7-002					
WR ENDURO MDLS	1983-84	M01-1-004		M01-3-005	M01-4-004		M01-6-002	M01-7-002					
MONTESA													
125cc													
COTA 123	1981-83				M04-4-014								
COTA 125	1973-77	M04-1-002		M04-3-003	M04-4-004								
MH 123	1984-85				M04-4-017								

MODEL	YEAR	FR BRAKE	RE BRAKE	CLUTCH	THROTTLE	START	DECOMP	SPEEDO	GASSER	DOHERTY	VEN 600A	AMAL T80	DOMINO
MONTESA													
175cc													
COTA 175	1973-76	M04-1-002		M04-3-003	M04-4-004								175cc
COTA 175	1977	M04-1-002		M04-3-003	M04-4-011								
200cc													
COTA 200	1981-83	M04-1-010		M04-3-010	M04-4-014								200cc
COTA 200C	1984	M04-1-012		M04-3-014	M04-4-015								
MH 200	1985	M04-1-012		M04-3-014	M04-4-017								
240cc													
COTA 304	1986			M04-3-018	M04-4-018								
COTA 307	1988			M04-3-018	M04-4-021								
250cc													
CAPPRA 250 GP	1968-72	M04-1-003		M04-3-004	M04-4-005								
CAPPRA 250 V75	1975	M04-1-004	M04-2-003	M04-3-005	M04-4-006								
CAPPRA 250 VA	1976	M04-1-005	M04-2-003	M04-3-005	M04-4-006								
CAPPRA 250 VB	1977-78	M04-1-007	M04-2-003	M04-3-007	M04-4-010								
CAPPRA 250 VE	1979	M04-1-008		M04-3-008	M04-4-010								
CAPPRA 250 VF	1980	M04-1-009		M04-3-008	M04-4-010								
CAPPRA 250 VR	1973-74	M04-1-004	M04-2-003	M04-3-005	M04-4-006								
COTA 242	1983	M04-1-011		M04-3-012	M04-4-016								
COTA 242	1984	M04-1-011		M04-3-013	M04-4-016								
COTA 247 Clubman	1976-77	M04-1-006		M04-3-006	M04-4-004								
COTA 247 Clubman	1978-80	M04-1-006		M04-3-006	M04-4-013								
COTA 248	1979-80	M04-1-006		M04-3-006	M04-4-012								
COTA 250 Mk 1	1969	M04-1-001		M04-3-001	M04-4-001								
COTA 250 Mk 2	1970	M04-1-001		M04-3-001	M04-4-002			M04-7-002					
COTA 250 Mk 3	1971	M04-1-002		M04-3-001	M04-4-002			M04-7-002					
COTA 250 Mk 4	1972	M04-1-002		M04-3-001	M04-4-003			M04-7-002					
COTA 250 Mk 4B	1973	M04-1-002	M04-2-002	M04-3-001	M04-4-004			M04-7-002					
COTA 250 Mk 5	1974	M04-1-002	M04-2-001	M04-3-001	M04-4-004			M04-7-002					
COTA 250 UKR	1975-77	M04-1-002		M04-3-002	M04-4-004								
COTA 250 UKR	1978-80	M04-1-002		M04-3-002	M04-4-012								
COTA 315R	1997	M04-1-018/P	M04-2-009/P	M04-3-022/P	M04-4-023								
COTA 4RT	2006-13				M04-4-025								
260cc													
COTA 309	1990			M04-3-018									260cc

MODEL	YEAR	FR BRAKE	RE BRAKE	CLUTCH	THROTTLE	START	DECOMP	SPEEDO	GASSER	DOHERTY	VEN 600A	AMAL T80	DOMINO
MONTESA													
COTA 310	1991	M04-1-016/P	M04-2-006/P	M04-3-020	M04-4-019								
COTA 311	1992	M04-1-016/P	M04-2-007/P	M04-3-020	M04-4-020								
COTA 314R	1994-96	M04-1-016/P	M04-2-008/P	M04-3-021									
COTA 4RIDE	2017-19				M04-4-025								
COTA 4RT	2014-19				M04-4-025								
300cc													
300RR	2016-19				M04-4-025								300cc
COTA 348	1976-78	M04-1-006	M04-2-004	M04-3-006	M04-4-009								
330cc													
COTA 330/350	1984-85	M04-1-013		M04-3-015	M04-4-017								
COTA 330/350	1985-86			M04-3-023									
350cc													
COTA 349	1981-83	M04-1-010	M04-2-005	M04-3-011	M04-4-015								
COTA 349 Mk1	1979-80	M04-1-006	M04-2-004	M04-3-009	M04-4-012								
MH 349	1984-85	M04-1-014		M04-3-016	M04-4-017								
360cc													
CAPPRA 360 VA	1976	M04-1-005	M04-2-003	M04-3-005	M04-4-006								
CAPPRA 360 VB	1977-78	M04-1-007	M04-2-003	M04-3-007	M04-4-010								
CAPPRA 360 VE	1979	M04-1-008		M04-3-008	M04-4-010								
CAPPRA 360 VF	1980	M04-1-009		M04-3-008	M04-4-010								
SPEEDO CA													
O CABLEScc													
250 ENDURO	1976							M04-7-003					
COTA 242/250	1984							M04-7-005					
COTA 247	1978-80							M04-7-004					
COTA MODELS	1970							M04-7-002					
MOTO-GORI													
125-175cc													
125/175 MX & MR	1980-82	G05-1-001		G05-3-002	G05-4-001								125-175cc
125/175 MX & MR	1983	G05-1-002		G05-3-002	G05-4-001								
TL125	1983	G05-1-003		G05-3-002									
250-450cc													
250 MR SACHS	1980-82	G05-1-001		G05-3-001	G05-4-001								
250 MX & MR	1983	G05-1-002		G05-3-002	G05-4-001								
250 MX ROTAX	1980-82	G05-1-001		G05-3-002	G05-4-001								250-450cc

MODEL	YEAR	FR BRAKE	RE BRAKE	CLUTCH	THROTTLE	START	DECOMP	SPEEDO	GASSER	DOHERTY	VEN 600A	AMAL T80	DOMINO
MOTO-GORI													
450 MX & MR	1980-82	G05-1-001		G05-3-002	G05-4-002								
450 MX & MR	1983	G05-1-002		G05-3-002	G05-4-002								
TL 325	1983	G05-1-003		G05-3-002									
OSSA													
250cc													
250 MAR TRIALS	1972-73	O01-1-001	O01-2-001T4	O01-3-001	O01-4-001								
250 MAR TRIALS	1974-79	O01-1-001	O01-2-002T4	O01-3-001	O01-4-002								
250 PHANTOM	1972-on	O01-1-004		O01-3-002									
250 TRIAL Betor	1980-82	O01-1-005		O01-3-003	O01-4-007								
250 TRIAL Telesco	1980-82	O01-1-006		O01-3-003	O01-4-007								
280cc													
TR280i	2010-12				O01-4-008								
350cc													
350 MAR TRIALS	1976-79	O01-1-001	O01-2-002	O01-3-001	O01-4-006								
350 TRIAL Betor	1980-82	O01-1-005		O01-3-003	O01-4-007								
350 TRIAL Telesco	1980-82	O01-1-006		O01-3-003	O01-4-007								
SCORPA													
125cc													
SY 125	2004-08	S06-1-004/P		S06-3-004	S06-4-006								
TY 125F	2008-09			S06-3-005									
TYS 125F	2004-08				S06-4-006								
175cc													
SY 175	2004-08	S06-1-004/P			S06-4-006								
TY 175F	2008-09			S06-3-005									
TYS 175F	2004-08				S06-4-006								
250cc													
250 TOP	1996	S06-1-002/P	S06-2-002/P	S06-3-002/P									
250 TOP	1997	S06-1-003/P	S06-2-003/P	S06-3-003/P	S06-4-003								
all 2T	2005	S06-1-004/P											
SY 250	2001-09	S06-1-004/P			S06-4-006								
SY 250	2001-09				S06-4-006								
SY 250F	2009												
280cc													
280 RACE	1996	S06-1-002/P	S06-2-002/P	S06-3-002/P									

MODEL	YEAR	FR BRAKE	RE BRAKE	CLUTCH	THROTTLE	START	DECOMP	SPEEDO	GASSER	DOHERTY	VEN 600A	AMAL T80	DOMINO
SCORPA													
280 RACE	1997	S06-1-003/P	S06-2-003/P	S06-3-003/P	S06-4-003								
294cc													294cc
294 TRIAL	1994-95	S06-1-001/P	S06-2-001/P	S06-3-001	S06-4-001								
SHERCO													
125cc													
SC 125 R	2019	SHR-1-003/P	SHR-2-002/P	SHR-3-003/P	SHR-4-006								
SE 125 R	2018	SHR-1-003/P	SHR-2-002/P	SHR-3-003/P	SHR-4-006								
SE 125 R	2018-19	SHR-1-003/P	SHR-2-002/P	SHR-3-003/P	SHR-4-006								
ST 125 FACTORY	2016	SHR-1-005/P	SHR-2-001/P	SHR-3-005/P	SHR-4-003								
TRIALS 125	2001-10	SHR-1-001/P		SHR-3-001/P	SHR-4-002								
TRIALS 125	2011-12		SHR-2-001/P		SHR-4-002								
TRIALS 125	2013-14	SHR-1-004/P		SHR-3-004/P	SHR-4-003								
TRIALS 125	2014-16	SHR-1-005/P	SHR-2-001/P	SHR-3-005/P	SHR-4-003								
TRIALS 125	2017	SHR-1-005/P	SHR-2-001/P	SHR-3-005/P	SHR-4-009								
TRIALS 125	2018	SHR-1-005/P	SHR-2-001/P	SHR-3-006/P	SHR-4-009								
X-RIDE	2012-14				SHR-4-002								
200cc													
TRIALS 200	2001-04	SHR-1-001/P		SHR-3-001/P	SHR-4-002								200cc
TRIALS 200	2005	SHR-1-001/P	SHR-2-001/P	SHR-3-001/P	SHR-4-002								
250cc													
SC 250 FR	2019	SHR-1-003/P	SHR-2-002/P	SHR-3-003/P	SHR-4-008								
SC 250 R	2019	SHR-1-003/P	SHR-2-002/P	SHR-3-003/P	SHR-4-006								
SEF 250	2013	SHR-1-003/P	SHR-2-002/P	SHR-3-003/P									
SEF 250 R	2014-16	SHR-1-003/P	SHR-2-002/P	SHR-3-003/P									
SEF 250 R	2014-16	SHR-1-003/P	SHR-2-002/P	SHR-3-003/P									
SEF 250 R	2017-18	SHR-1-003/P	SHR-2-002/P	SHR-3-003/P	SHR-4-008								
SEF 250 R	2018	SHR-1-003/P	SHR-2-002/P	SHR-3-003/P	SHR-4-008								
SEF 250 R	2019	SHR-1-003/P	SHR-2-002/P	SHR-3-003/P									
ST 250 FACTORY	2016	SHR-1-005/P	SHR-2-001/P	SHR-3-005/P	SHR-4-002								
SUPERMOTARD 250	2008		SHR-2-003/P										
TRIALS 250	2001-02	SHR-1-001/P		SHR-3-001/P	SHR-4-002								
TRIALS 250	2003-10	SHR-1-001/P	SHR-2-001/P	SHR-3-001/P	SHR-4-002								
TRIALS 250	2011-12		SHR-2-001/P		SHR-4-002								
TRIALS 250	2013	SHR-1-004/P		SHR-3-004/P	SHR-4-003								
TRIALS 250	2014			SHR-3-004/P									

MODEL	YEAR	FR BRAKE	RE BRAKE	CLUTCH	THROTTLE	START	DECOMP	SPEEDO	GASSER	DOHERTY	VEN 600A	AMAL T80	DOMINO
SHERCO													
TRIALS 250 BRAKTEC	2014-16	SHR-1-005/P	SHR-2-001/P	SHR-3-005/P	SHR-4-003								
TRIALS 250 BRAKTEC	2017	SHR-1-005/P	SHR-2-001/P	SHR-3-005/P	SHR-4-009								
TRIALS 250 BRAKTEC	2018	SHR-1-005/P	SHR-2-001/P	SHR-3-006/P	SHR-4-009								
290cc													
TRIALS 290	2001-02	SHR-1-001/P		SHR-1-001/P	SHR-4-002								290cc
TRIALS 290	2003-10	SHR-1-001/P	SHR-2-001/P	SHR-3-001/P	SHR-4-002								
TRIALS 290	2011		SHR-2-001/P		SHR-4-002								
TRIALS 290	2012		SHR-2-001/P		SHR-4-003								
TRIALS 290	2013	SHR-1-004/P		SHR-3-004/P	SHR-4-003								
TRIALS 290	2014			SHR-3-004/P									
TRIALS 290 BRAKTEC	2014-15	SHR-1-005/P	SHR-2-001/P	SHR-3-005/P	SHR-4-003								
X-RIDE	2012-14				SHR-4-002								
300cc													
SC 300 R	2019	SHR-1-003/P	SHR-2-002/P	SHR-3-003/P	SHR-4-006								
SCF 300 R	2019	SHR-1-003/P	SHR-2-002/P	SHR-3-003/P									
SE 300 R	2012-13	SHR-1-003/P	SHR-2-002/P	SHR-3-003/P									
SE 300 R	2014	SHR-1-003/P	SHR-2-002/P	SHR-3-003/P	SHR-4-006								
SE 300 R FACTORY	2014	SHR-1-003/P	SHR-2-002/P	SHR-3-003/P	SHR-4-006								
SE 300 R SIX DAYS	2015	SHR-1-003/P	SHR-2-002/P	SHR-3-003/P									
SE 300 R FACTORY	2015	SHR-1-003/P	SHR-2-002/P	SHR-3-003/P									
SE 300 R	2015-16	SHR-1-003/P	SHR-2-002/P	SHR-3-003/P									
SE 300 R FACTORY	2016-19	SHR-1-003/P	SHR-2-002/P	SHR-3-003/P	SHR-4-006								
SE 300 R	2017-19	SHR-1-003/P	SHR-2-002/P	SHR-3-003/P	SHR-4-006								
SE 300 R	2018	SHR-1-003/P	SHR-2-002/P	SHR-3-003/P	SHR-4-006								
SEF 300	2013	SHR-1-003/P	SHR-2-002/P	SHR-3-003/P									
SEF 300 R FACTORY	2014	SHR-1-003/P	SHR-2-002/P	SHR-3-003/P									
SEF 300 R	2014-15	SHR-1-003/P	SHR-2-002/P	SHR-3-003/P	SHR-4-008								
SEF 300 R FACTORY	2015	SHR-1-003/P	SHR-2-002/P	SHR-3-003/P	SHR-4-008								
SEF 300 R SIX DAYS	2016-18	SHR-1-003/P	SHR-2-002/P	SHR-3-003/P									
SEF 300 R FACTORY	2016-18	SHR-1-003/P	SHR-2-002/P	SHR-3-003/P									
SEF 300 R	2016-19	SHR-1-003/P	SHR-2-002/P	SHR-3-003/P									
ST 300 FACTOR BRAKTEC	2016	SHR-1-005/P	SHR-2-001/P	SHR-3-005/P	SHR-4-003								
TRIALS 300	2013	SHR-1-004/P		SHR-3-004/P	SHR-4-003								
TRIALS 300	2014			SHR-3-004/P									
TRIALS 300 BRAKTEC	2014-16	SHR-1-005/P	SHR-2-001/P	SHR-3-005/P	SHR-4-003								
TRIALS 300 BRAKTEC	2017	SHR-1-005/P	SHR-2-001/P	SHR-3-005/P	SHR-4-009								

MODEL	YEAR	FR BRAKE	RE BRAKE	CLUTCH	THROTTLE	START	DECOMP	SPEEDO	GASSER	DOHERTY	VEN 600A	AMAL T80	DOMINO
SHERCO													
TRIALS 300 BRAKTEC	2018	SHR-1-005/P	SHR-2-001/P	SHR-3-006/P	SHR-4-009								
TRIALS 300 FACBARKTEC	2014-15	SHR-1-005/P	SHR-2-001/P	SHR-3-005/P	SHR-4-003								
TRIALS 300 RACING	2015	SHR-1-005/P	SHR-2-001/P	SHR-3-005/P	SHR-4-003								
320cc													
TRIALS 320	2005	SHR-1-001/P	SHR-2-001/P	SHR-3-001/P	SHR-4-002								320cc
TRIALS 320	2006-07	SHR-1-001/P	SHR-2-001/P	SHR-3-001	SHR-4-003	SHR-5-001							
TRIALS 320	2008-10	SHR-1-001/P	SHR-2-001/P	SHR-3-001/P	SHR-4-002								
TRIALS 320	2011	SHR-2-001/P	SHR-2-001/P		SHR-4-002								
450cc													
ENDURO 450	2004-06		SHR-2-003/P	SHR-3-002/P									
ENDURO 450 FACTORY	2007			SHR-3-002/P									
ENDURO 450	2007-09			SHR-3-002/P									
SCF 450 R	2019	SHR-1-003/P	SHR-2-002/P	SHR-3-003/P									
SE 450 R	2012-13			SHR-3-002/P									
SEF 450	2010-11			SHR-3-002/P									
SEF 450 R	2010-11			SHR-3-002/P									
SEF 450 R	2015-19	SHR-1-003/P	SHR-2-002/P	SHR-3-003/P									
SEF 450 R FACTORY	2016-19	SHR-1-003/P	SHR-2-002/P	SHR-3-003/P									
SEF 450 R SIX DAYS	2018	SHR-1-003/P	SHR-2-002/P	SHR-3-003/P									
SUPERMOTARD 450	2004-08		SHR-2-003/P	SHR-3-002/P									
50cc													
50cc Kids	All years				SHR-4-004								50cc
510cc													
ENDURO 510 FACTORY	2007			SHR-3-002/P									
ENDURO 510	2007-09			SHR-3-002/P									
SEF 510	2010-11			SHR-3-002/P									
SEF 510 R	2010-11			SHR-3-002/P									
SUPERMOTARD 510	2007-08		SHR-2-003/P	SHR-3-002/P									
80cc													
TRIALS 80	2003-09	SHR-1-001/P	SHR-2-001/P	SHR-3-001/P	SHR-4-002								
TRIALS 80	2012		SHR-2-001/P		SHR-4-002								
TRIALS 80	2013	SHR-1-004/P		SHR-3-004/P	SHR-4-003								
SUZUKI													
100cc													
RM 100 (A)	1976			S01-3-008									100cc

MODEL	YEAR	FR BRAKE	RE BRAKE	CLUTCH	THROTTLE	START	DECOMP	SPEEDO	GASSER	DOHERTY	VEN 600A	AMAL T80	DOMINO
SUZUKI													
RM 100 (B)	1977		S01-2-008	S01-3-006	S01-4-010								
RM 100 (C)	1978		S01-2-008	S01-3-006	S01-4-010				S01-4-0107	S01-4-010/8			
RM 100 (N)	1979	S01-1-012		S01-3-006	S01-4-015				S01-4-0157	S01-4-015/8			
RM 100 (T)	1980	S01-1-012	S01-2-012	S01-3-006	S01-4-015				S01-4-0157	S01-4-015/8			
RM 100 (X)	1981	S01-1-012	S01-2-012	S01-3-006									
RM 100 'USA'	2003	K02-1-032/P	K02-2-012/P	K02-3-031	K02-4-038								
125cc													
RM 125 (A)	1976	S01-1-008	S01-2-008T4	S01-3-006	S01-4-010								
RM 125 (B)	1977	S01-1-009	S01-2-008T4	S01-3-006	S01-4-010				S01-4-0107	S01-4-010/8			
RM 125 (C)	1978	S01-1-009	S01-2-011	S01-3-006	S01-4-010				S01-4-0107	S01-4-010/8			
RM 125 (N-T)	1979-80	S01-1-009	S01-2-012	S01-3-006	S01-4-015				S01-4-0157	S01-4-015/8			
RM 125 (X)	1981	S01-1-016	S01-2-015						S01-4-0157	S01-4-015/8			
RM 125 (Z)	1982	S01-1-016	S01-2-015		S01-4-021				S01-4-0217	S01-4-021/8			
RM 125 (D)	1983	S01-1-019	S01-2-017		S01-4-021				S01-4-0217	S01-4-021/8			
RM 125 (E)	1984	S01-1-021	S01-2-017		S01-4-027				S01-4-0217	S01-4-021/8			
RM 125 (F)	1985	S01-1-023/P	S01-2-017		S01-4-027				S01-4-0217	S01-4-021/8			
RM 125 (G)	1986	S01-1-023/P	S01-2-020T4		S01-4-027				S01-4-0217	S01-4-021/8			
RM 125 (H)	1987	S01-1-023/P	S01-2-020T4		S01-4-027				S01-4-0217	S01-4-021/8			
RM 125 (J)	1988	S01-1-023/P			S01-4-032				S01-4-0327	S01-4-032/8			
RM 125 (K)	1989	S01-1-023/P	S01-2-022/P	S01-3-031	S01-4-033				S01-4-0327	S01-4-032/8			
RM 125 (L-M)	1990-91	S01-1-028/P	S01-2-023/P	S01-3-031	S01-4-033				S01-4-0327	S01-4-032/8			
RM 125 (L-M) 'White Power'	1990-91	S01-1-027/P	S01-2-023/P	S01-3-031	S01-4-033				S01-4-0327	S01-4-032/8			
RM 125 (N-P)	1992-93	S01-1-028/P	S01-2-023/P	S01-3-036	S01-4-033				S01-4-0327	S01-4-032/8			
RM 125 (N-P) 'White Power'	1992-93	S01-1-027/P	S01-2-023/P	S01-3-036	S01-4-033				S01-4-0327	S01-4-032/8			
RM 125 (R)	1994	S01-1-028/P	S01-2-023/P	S01-3-037	S01-4-037								
RM 125 (R) 'White Power'	1994	S01-1-027/P	S01-2-023/P	S01-3-037	S01-4-037								
RM 125 (S)	1995	S01-1-028/P	S01-2-023/P	S01-3-037									
RM 125 (S) 'White Power'	1995	S01-1-027/P	S01-2-023/P	S01-3-037									
RM 125 (T)	1996	S01-1-030/P	S01-2-026/P	S01-3-037									
RM 125 (V)	1997	S01-1-030/P	S01-2-026/P	S01-3-037									
RM 125 (W)	1998	S01-1-030/P	S01-2-026/P	S01-3-038	S01-4-038								
RM 125 (X-Y)	1999-00	S01-1-031/P	S01-2-026/P	S01-3-038	S01-4-038								
RM 125 (K1-K3)	2001-03	S01-1-031/P	S01-2-034/P	S01-3-039	S01-4-041								
RM 125 (K4)	2004	K02-1-041/P	K02-2-015/P	S01-3-039	S01-4-041								
RM 125 (K5)	2005	K02-1-041/P	S01-2-034/P	S01-3-042	S01-4-042								
RM 125 (K6-K8)	2006-08	K02-1-046/P	S01-2-034/P	S01-3-042	S01-4-043								
125cc													

MODEL	YEAR	FR BRAKE	RE BRAKE	CLUTCH	THROTTLE	START	DECOMP	SPEEDO	GASSER	DOHERTY	VEN 600A	AMAL T80	DOMINO
SUZUKI													
175cc													
PE 175 (C)	1978	S01-1-013		S01-3-013									
PE 175 (N)	1979	S01-1-013		S01-3-013					S01-4-015/7	S01-4-015/8			
PE 175 (T)	1980	S01-1-015	S01-2-013	S01-3-013					S01-4-015/7	S01-4-015/8			
PE 175 (X)	1981	S01-1-022	S01-2-013	S01-3-013					S01-4-015/7	S01-4-015/8			
PE 175 (Z)	1982	S01-1-022		S01-3-013									
PE 175	1983	S01-1-022		S01-3-013									
PE 175	1984	S01-1-022		S01-3-013	S01-4-021								
250cc													
DR 250 S	1990-95	S01-1-040/P											
PE 250 (B-N)	1977-79		S01-2-039	S01-3-013									
PE 250 (T)	1980-81	S01-1-022	S01-2-014	S01-3-017	S01-4-040								
RL 250	1974-76	S01-1-007	S01-2-007	S01-3-007	S01-4-007								
RL 250	1974-80		S01-2-009										
RL 250 'Mk 2'	1977-78	S01-1-007	S01-2-007	S01-3-009	S01-4-011								
RL 250 (N)	1979	S01-1-010	S01-2-007	S01-3-009	S01-4-017								
RL 250 (T)	1980	S01-1-010	S01-2-007	S01-3-009	S01-4-014								
RM 250 (A-B)	1976-77	S01-1-006	S01-2-006	S01-3-006	S01-4-010				S01-4-010/7	S01-4-010/8			
RM 250 (C)	1978	S01-1-009	S01-2-010T4	S01-3-006	S01-4-010				S01-4-010/7	S01-4-010/8			
RM 250 (N-T)	1979-80	S01-1-009	S01-2-012	S01-3-011	S01-4-016				S01-4-016/7	S01-4-016/8			
RM 250 (X)	1981	S01-1-016	S01-2-020T4	S01-3-019	S01-4-016				S01-4-016/7	S01-4-016/8			
RM 250 (Z)	1982	S01-1-016	S01-2-020T4	S01-3-022	S01-4-022				S01-4-022/7	S01-4-022/8			
RM 250 (D)	1983	S01-1-019	S01-2-017	S01-3-024	S01-4-025				S01-4-022/7	S01-4-022/8			
RM 250 (E)	1984	S01-1-021	S01-2-018	S01-3-027	S01-4-025				S01-4-022/7	S01-4-022/8			
RM 250 (F)	1985	S01-1-023/P	S01-2-018	S01-3-027	S01-4-025				S01-4-022/7	S01-4-022/8			
RM 250 (G)	1986	S01-1-023/P	S01-2-020	S01-3-031	S01-4-030				S01-4-022/7	S01-4-022/8			
RM 250 (H)	1987	S01-1-023/P	S01-2-021/P	S01-3-031	S01-4-030				S01-4-022/7	S01-4-022/8			
RM 250 (J)	1988	S01-1-023/P	S01-2-021/P	S01-3-031	S01-4-032				S01-4-032/7	S01-4-032/8			
RM 250 (K) 'White Power'	1989	S01-1-027/P	S01-2-022/P	S01-3-031	S01-4-033				S01-4-032/7	S01-4-032/8			
RM 250 (K)	1989	S01-1-028/P	S01-2-022/P	S01-3-031	S01-4-033				S01-4-032/7	S01-4-032/8			
RM 250 (L-M) 'White Power'	1990-91	S01-1-027/P	S01-2-023/P	S01-3-031	S01-4-033				S01-4-032/7	S01-4-032/8			
RM 250 (L-M)	1990-91	S01-1-028/P	S01-2-023/P	S01-3-031	S01-4-033				S01-4-032/7	S01-4-032/8			
RM 250 (N)	1992	S01-1-028/P	S01-2-023/P	S01-3-036	S01-4-033				S01-4-032/7	S01-4-032/8			
RM 250 (N) 'White Power'	1992	S01-1-027/P	S01-2-023/P	S01-3-036	S01-4-033				S01-4-032/7	S01-4-032/8			
RM 250 (P)	1993	S01-1-028/P	S01-2-023/P	S01-3-036	S01-4-037				L01-4-002	D01-4-002			
RM 250 (P) 'White Power'	1993	S01-1-027/P	S01-2-023/P	S01-3-036	S01-4-037				L01-4-002	D01-4-002			

MODEL	YEAR	FR BRAKE	RE BRAKE	CLUTCH	THROTTLE	START	DECOMP	SPEEDO	GASSER	DOHERTY	VEN 600A	AMAL T80	DOMINO
SUZUKI													
RM 250 (R)	1994	S01-1-028/P	S01-2-023/P	S01-3-037	S01-4-037				L01-4-002	D01-4-002			
RM 250 (R) 'White Power'	1994	S01-1-027/P	S01-2-023/P	S01-3-037	S01-4-037				L01-4-002	D01-4-002			
RM 250 (S) 'White Power'	1995	S01-1-027/P	S01-2-023/P	S01-3-037	S01-4-038								
RM 250 (S)	1995	S01-1-028/P	S01-2-023/P	S01-3-037									
RM 250 (T)	1996	S01-1-030/P	S01-2-026/P	S01-3-038									
RM 250 (V-W)	1997-98	S01-1-030/P	S01-2-026/P	S01-3-038	S01-4-038								
RM 250 (X-Y)	1999-00	S01-1-031/P	S01-2-026/P	S01-3-038	S01-4-038								
RM 250 (K1-K3)	2001-03	S01-1-031/P	S01-2-034/P	S01-3-039	S01-4-041								
RM 250 (K4)	2004	K02-1-041/P	S01-2-034/P	S01-3-039	S01-4-041								
RM 250 (K5)	2005	K02-1-041/P	S01-2-034/P	S01-3-042	S01-4-043								
RM 250 (K6-K8)	2006-08	K02-1-046/P	S01-2-034/P	S01-3-042	S01-4-043								
RM-Z 250 (K4)	2004	K02-1-041/P	K02-2-021/P	K02-3-046	K02-4-036	K02-5-001							
RM-Z 250 (K5)	2005	K02-1-041/P	K02-2-021/P	K02-3-047	K02-4-036	K02-5-001							
RM-Z 250 (K6)	2006	K02-1-041/P	K02-2-024/P	K02-3-047	K02-4-036	K02-5-001							
RM-Z 250 (K7)	2007	K02-1-046/P	S01-2-036/P	S01-3-045	S01-4-054	S01-5-001							
RM-Z 250 (K8-K9)	2008-09	K02-1-046/P	S01-2-036/P	S01-3-049	S01-4-054	S01-5-002							
RM-Z 250 (L0-L1)	2010-12	K02-1-046/P	S01-2-036/P	S01-3-048	S01-4-060	S01-5-002							
RM-Z 250	2013-15	K02-1-046/P	S01-2-038/P	S01-3-050	S01-4-062								
RM-Z 250	2016-18	K02-1-046/P		S01-3-050	S01-4-062								
RM-Z 250	2019-20	S01-1-039/P	S01-2-037/P										
325cc													
RL 325 (N)	1979	S01-1-010	S01-2-007	S01-3-009	S01-4-013								325cc
RL 325 (N-T)	1979-80		S01-2-009										
RL 325 (T)	1980	S01-1-010	S01-2-007	S01-3-009	S01-4-014								
350cc													
DR 350 S	1990-93	S01-1-040/P											
DR 350 SE	1994-99			S01-3-052									
370cc													
RM 370 (A-B)	1976-77	S01-1-006	S01-2-006	S01-3-006	S01-4-010								370cc
SP 370	1977-80		S01-2-016T4										
400cc													
DR-Z 400 S	2019	S01-1-041/P	S01-2-033/P	S01-3-044	S01-4-049								
DR-Z 400 SM	2019	S01-1-038/P		S01-3-044	S01-4-049								
DR-Z 400-E	2000-04	S01-1-032/P	S01-2-027/P	S01-3-044	S01-4-065	S01-6-001							
DR-Z 400-E	2005-07	S01-1-032/P	S01-2-027/P	S01-3-044	S01-4-065								

MODEL	YEAR	FR BRAKE	RE BRAKE	CLUTCH	THROTTLE	START	DECOMP	SPEEDO	GASSER	DOHERTY	VEN 600A	AMAL T80	DOMINO
SUZUKI													
DR-Z 400-S	2000-04	S01-1-036/P	S01-2-033/P	S01-3-044	S01-4-048								
DR-Z 400-S	2005-10	S01-1-041/P	S01-2-033/P	S01-3-044	S01-4-048								
DR-Z 400-S	2011-17	S01-1-041/P	S01-2-033/P	S01-3-044	S01-4-049								
DR-Z 400-SM	2004-08	S01-1-038/P	S01-2-035/P	S01-3-044	S01-4-048								
DR-Z 400-SM	2009-17	S01-1-038/P	S01-2-035/P	S01-3-044	S01-4-049								
PE 400 (T)	1980-81	S01-1-022	S01-2-014	S01-3-017	S01-4-040								
RM 400 (C)	1978	S01-1-009	S01-2-010T4	S01-3-006	S01-4-010				S01-4-0107	S01-4-0108			
RM 400	1979-80			S01-3-012									
420cc													
RM 420 (N-T)	1979-80	S01-1-009		S01-3-012	S01-4-016				S01-4-0167	S01-4-0168			420cc
450cc													
RMX 450 Z	2010-16	S01-1-043/P	S01-2-038/P	S01-3-053	S01-4-063	S01-5-003							
RMX 450 Z	2017-19	S01-1-042/P	S01-2-038/P	S01-3-053		S01-5-003							
RM-Z 450	2005	S01-1-037/P	S01-2-034/P	S01-3-051	S01-4-047	S01-5-001							
RM-Z 450	2006	S01-1-037/P	S01-2-034/P	S01-3-043	S01-4-047	S01-5-001							
RM-Z 450	2007	K02-1-046/P	S01-2-036/P	S01-3-046	S01-4-047	S01-5-001							
RM-Z 450	2008	K02-1-046/P	S01-2-036/P	S01-3-047	S01-4-055	S01-5-002							
RM-Z 450	2009	K02-1-046/P	S01-2-038/P	S01-3-047	S01-4-060	S01-5-002							
RM-Z 450	2010-11	K02-1-046/P	S01-2-038/P	S01-3-047	S01-4-063								
RM-Z 450	2012	K02-1-046/P	S01-2-036/P	S01-3-047	S01-4-063	S01-5-002							
RM-Z 450	2013-14	K02-1-046/P	S01-2-038/P	S01-3-047	S01-4-064	S01-5-002							
RM-Z 450	2015	K02-1-046/P	S01-2-038/P	S01-3-047	S01-4-066								
RM-Z 450	2016-17	K02-1-046/P		S01-3-047	S01-4-066								
RM-Z 450	2018-20	S01-1-039/P	S01-2-037/P	S01-3-054									
465cc													
RM 465 (X)	1981	S01-1-016	S01-2-020	S01-3-020	S01-4-016				S01-4-0167	S01-4-0168			
RM 465 (Z)	1982	S01-1-016	S01-2-020	S01-3-023	S01-4-022				S01-4-0227	S01-4-0228			
500cc													
RM 50 (N-Z)	1979-82	S01-1-014		S01-3-016	S01-4-018								50cc
500cc													
RM 500 (D)	1983	S01-1-019	S01-2-017	S01-3-023	S01-4-025				S01-4-0227	S01-4-0228			500cc
RM 500 (E)	1984	S01-1-021	S01-2-018	S01-3-023	S01-4-025				S01-4-0227	S01-4-0228			
RM 500 (F)	1985	S01-1-023/P	S01-2-018	S01-3-023	S01-4-025				S01-4-0227	S01-4-0228			
65cc													
RM 65 (K3)	2003	K02-1-052/P	K02-2-014/P	K02-3-041	K02-4-031								65cc

MODEL	YEAR	FR BRAKE	RE BRAKE	CLUTCH	THROTTLE	START	DECOMP	SPEEDO	GASSER	DOHERTY	VEN 600A	AMAL T80	DOMINO
SUZUKI													
RM 65	2004	K02-1-052/P	K02-2-020/P	K02-3-041	K02-4-037								
RM 65	2005	K02-1-052/P	K02-2-022/P	K02-3-041	K02-4-037								
80cc													
RM 80	1978				S01-4-012								
RM 80	1979	S01-1-011			S01-4-019								
RM 80	1980	S01-1-011		S01-3-015	S01-4-019								
RM 80	1981	S01-1-011		S01-3-015	S01-4-019								
RM 80	1982	S01-1-017		S01-3-021	S01-4-020								
RM 80	1983	S01-1-018		S01-3-021	S01-4-023				S01-4-0247	S01-4-024/8			
RM 80	1983	S01-1-020		S01-3-026	S01-4-024				S01-4-0247	S01-4-024/8			
RM 80	1984	S01-1-018		S01-3-021	S01-4-028				S01-4-0267	S01-4-026/8			
RM 80	1984	S01-1-020		S01-3-026	S01-4-026				S01-4-0267	S01-4-026/8			
RM 80	1985	S01-1-018		S01-3-021	S01-4-028				S01-4-0267	S01-4-026/8			
RM 80	1985	S01-1-020		S01-3-026	S01-4-026				S01-4-0267	S01-4-026/8			
RM 80	1986	S01-1-026/P		S01-3-032	S01-4-031				S01-4-0267	S01-4-026/8			
RM 80	1987	S01-1-026/P		S01-3-032	S01-4-031				S01-4-0267	S01-4-026/8			
RM 80	1988	S01-1-026/P		S01-3-032	S01-4-031				S01-4-0267	S01-4-026/8			
RM 80	1989	S01-1-026/P		S01-3-035	S01-4-034								
RM 80	1990-95	S01-1-026/P	S01-2-024/P	S01-3-035	S01-4-034								
RM 80	1996-00	S01-1-026/P	S01-2-024/P	S01-3-035	S01-4-034								
RM 80	2001	S01-1-026/P	S01-2-024/P	S01-3-035	S01-4-034								
85cc													
RM 85	2002-04	S01-1-033/P	S01-2-028/P	S01-3-035	S01-4-034								
RM 85	2002-04	S01-1-033/P	S01-2-031/P	S01-3-035	S01-4-034								
RM 85	2005-09	S01-1-035/P	S01-2-028/P	S01-3-035	S01-4-034								
RM 85	2005-16	S01-1-035/P	S01-2-031/P	S01-3-035	S01-4-034								
RM 85	2019	S01-1-035/P	S01-2-031/P	S01-3-035	S01-4-034								
SWM													
125-175cc													
175 ENDURO	1979-80	S03-1-002		S03-3-002	S03-4-003						S03-7-002		
175 ENDURO	1981	S03-1-002		S03-3-002	S03-4-005						S03-7-002		
TL125 TRIALS	1980-81	S03-1-003	S03-2-001		S03-4-006						S03-7-001		
TL125 TRIALS	1982	S03-1-004	S03-2-001		S03-4-006						S03-7-001		
250-280cc													
250 ENDURO	1979-80	S03-1-002		S03-3-002	S03-4-003						S03-7-002		
85cc													
SWM													
125-175cc													
250-280cc													

MODEL	YEAR	FR BRAKE	RE BRAKE	CLUTCH	THROTTLE	START	DECOMP	SPEEDO	GASSER	DOHERTY	VEN 600A	AMAL T80	DOMINO
SWM													
250 TRIALS	1978-79	S03-1-001		S03-3-001	S03-4-002			S03-7-001				S03-4-002/6	
250 TRIALS	1980-81	S03-1-003		S03-3-001	S03-4-002			S03-7-001				S03-4-002/6	
250 TRIALS	1982-83	S03-1-004		S03-3-001	S03-4-002			S03-7-003				S03-4-002/6	
250/280 ENDURO	1981	S03-1-002		S03-3-002	S03-4-005			S03-7-002					
320-440cc													
347/370/440 Enduro	1981-82	S03-1-002		S03-3-002	S03-4-007			S03-7-002					320-440cc
TL320 TRIALS	1978-79	S03-1-001		S03-3-001	S03-4-002			S03-7-001				S03-4-002/6	
TL320 TRIALS	1980-81	S03-1-003	S03-2-001	S03-3-001	S03-4-002			S03-7-001				S03-4-002/6	
TL320 TRIALS	1982-83	S03-1-004	S03-2-001	S03-3-001	S03-4-004			S03-7-001				S03-4-002/6	
TL350 JUMBO'	1983-84	S03-1-004		S03-3-004	S03-4-008			S03-7-001					
TL350 JUMBO'	1983-84	S03-1-004		S03-3-003	S03-4-008			S03-7-001					
TM													
125cc													
125 MX/ENDURO	1996-98	T04-1-001/P	T04-2-002/P	T04-3-001/P	T04-4-001								125cc
125 MX/ENDURO	2001	T04-1-002/P	T04-2-003/P	T04-3-001/P	T04-4-002								
250cc													
250 MX/ENDURO	1996-98	T04-1-001/P	T04-2-002/P	T04-3-001/P	T04-4-001								250cc
250 MX/ENDURO	2001	T04-1-002/P	T04-2-003/P	T04-3-001/P	T04-4-002								
300cc													
EN 300	2018	T04-1-004/P	T04-2-005/P	T04-3-003/P	T04-4-004								300cc
VERTEMATI													
500cc													
500 ENDURO	1998	V04-1-002/P	V04-2-001/P	V04-3-001/P	V04-4-001			V04-6-001					500cc
500 ENDURO	1999	V04-1-002/P	V04-2-001/P	V04-3-003/P	V04-4-002			V04-6-001					
500 ENDURO	2000	V04-1-003/P	V04-2-001/P	V04-3-002/P	V04-4-003			V04-6-001					
500 MX	1998	V04-1-001/P	V04-2-001/P	V04-3-001/P	V04-4-001			V04-6-001					
500 MX	1999	V04-1-001/P	V04-2-001/P	V04-3-003/P	V04-4-002			V04-6-001					
500 MX	2000	V04-1-004/P	V04-2-001/P	V04-3-002/P	V04-4-002			V04-6-001					
YAMAHA													
100cc													
YZ 100	1974-79	Y01-1-001		Y01-3-001	Y01-4-001								100cc
YZ 100 (G-H)	1980-81	Y01-1-012		Y01-3-014	Y01-4-011								
YZ 100 (J-L)	1982-84	Y01-1-019		Y01-3-021	Y01-4-018			Y01-4-015/7					

MODEL	YEAR	FR BRAKE	RE BRAKE	CLUTCH	THROTTLE	START	DECOMP	SPEEDO	GASSER	DOHERTY	VEN 600A	AMAL T80	DOMINO
YAMAHA													
125cc													
DT 125 RE	2005-06		Y01-2-038/P										
DT 125 X	2005-06	Y01-1-078/P	Y01-2-038/P										
DT 125-R	2005	Y01-1-062/P	Y01-2-029/P										
TTR 125 L	2000-07			Y01-3-066									
TTR 125 L	2008-21	Y01-1-025/P		Y01-3-066	Y01-4-082								
YZ 125 (A-C)	1974-76	Y01-1-001		Y01-3-001	Y01-4-001								
YZ 125 (D)	1977	Y01-1-006		Y01-3-007	Y01-4-007				Y01-4-007/7	Y01-4-007/8			
YZ 125 (E-F)	1978-79	Y01-1-006		Y01-3-008	Y01-4-007				Y01-4-007/7	Y01-4-007/8			
YZ 125 (G)	1980	Y01-1-013		Y01-3-015	Y01-4-012				Y01-4-007/7	Y01-4-007/8			
YZ 125 (H)	1981	Y01-1-014		Y01-3-016	Y01-4-012				Y01-4-007/7	Y01-4-007/8			
YZ 125 (J)	1982	Y01-1-014		Y01-3-022	Y01-4-015				Y01-4-015/7	Y01-4-015/8			
YZ 125 (K)	1983	Y01-1-014		Y01-3-025	Y01-4-015				Y01-4-015/7	Y01-4-015/8			
YZ 125 (L)	1984	Y01-1-021		Y01-3-025	Y01-4-015				Y01-4-015/7	Y01-4-015/8			
YZ 125 (N) 'Headlamp Fit'	1985	Y01-1-047/P		Y01-3-025	Y01-4-015				Y01-4-015/7	Y01-4-015/8			
YZ 125 (N)	1985	Y01-1-026/P		Y01-3-025	Y01-4-015				Y01-4-015/7	Y01-4-015/8			
YZ 125 (S-T)	1986-87	Y01-1-026/P	Y01-2-001	Y01-3-028	Y01-4-020				Y01-4-020/7	Y01-4-020/8			
YZ 125 (S-T) 'Headlamp Fit'	1986-87	Y01-1-047/P	Y01-2-001	Y01-3-028	Y01-4-020				Y01-4-020/7	Y01-4-020/8			
YZ 125 (U)	1988	Y01-1-026/P	Y01-2-002/P	Y01-3-028					Y01-4-021/7		Y01-4-021/9		
YZ 125 (U) 'Headlamp Fit'	1988	Y01-1-047/P	Y01-2-002/P	Y01-3-028					Y01-4-021/7		Y01-4-021/9		
YZ 125 (V)	1989	Y01-1-032/P	Y01-2-003/P	Y01-3-030	Y01-4-021				Y01-4-021/7		Y01-4-021/9		
YZ 125 (A-E)	1990-93	Y01-1-040/P	Y01-2-004/P	Y01-3-030	Y01-4-021				Y01-4-021/7		Y01-4-021/9		
YZ 125 (A-E) 'Headlamp Fit'	1990-93	Y01-1-034/P	Y01-2-004/P	Y01-3-030	Y01-4-021				Y01-4-021/7		Y01-4-021/9		
YZ 125 (F)	1994	Y01-1-040/P	Y01-2-006/P	Y01-3-035	Y01-4-021				Y01-4-021/7		Y01-4-021/9		
YZ 125 (F) 'Headlamp Fit'	1994	Y01-1-034/P	Y01-2-006/P	Y01-3-035	Y01-4-021				Y01-4-021/7		Y01-4-021/9		
YZ 125 (F) 'Ohlins Forks'	1994	Y01-1-038/P	Y01-2-006/P	Y01-3-035	Y01-4-021				Y01-4-021/7		Y01-4-021/9		
YZ 125 (G) 'Ohlins Forks'	1995	Y01-1-038/P	Y01-2-006/P	Y01-3-035	Y01-4-023				Y01-4-021/7		Y01-4-021/9		
YZ 125 (G)	1995	Y01-1-040/P	Y01-2-006/P	Y01-3-035	Y01-4-023								
YZ 125 (G) 'Headlamp Fit'	1995	Y01-1-044/P	Y01-2-006/P	Y01-3-035	Y01-4-023								
YZ 125 (H-J) 'Headlamp Fit'	1996-97	Y01-1-045/P	Y01-2-006/P	Y01-3-035									
YZ 125 (H-J) 'Ohlins Forks'	1996-97	Y01-1-042/P	Y01-2-006/P	Y01-3-035									
YZ 125 (H-J)	1996-97	Y01-1-041/P	Y01-2-006/P	Y01-3-035									
YZ 125 (K)	1998	Y01-1-043/P	Y01-2-010/P	Y01-3-035									
YZ 125 (L)	1999	Y01-1-043/P	Y01-2-010/P	Y01-3-035									
YZ 125 (M-P)	2000-03	Y01-1-043/P	Y01-2-010/P	Y01-3-041	Y01-4-024								
YZ 125 (M-P) 'Headlamp Fit'	2000-03	Y01-1-046/P	Y01-2-010/P	Y01-3-041	Y01-4-024								

MODEL	YEAR	FR BRAKE	RE BRAKE	CLUTCH	THROTTLE	START	DECOMP	SPEEDO	GASSER	DOHERTY	VEN 600A	AMAL T80	DOMINO
YAMAHA													
YZ 125 (S)	2004	Y01-1-043/P	Y01-2-021/P	Y01-3-041	Y01-4-024								
YZ 125 'Headlamp Fit'	2004	Y01-1-046/P	Y01-2-021/P	Y01-3-041	Y01-4-024								
YZ 125 (T)	2005	Y01-1-058/P	Y01-2-034/P	Y01-3-046									
YZ 125 (V-X)	2006	Y01-1-058/P	Y01-2-034/P	Y01-3-046									
YZ 125 (V-X)	2007	Y01-1-058/P	Y01-2-034/P	Y01-3-046	Y01-4-083								
YZ 125 (Y-E2)	2008-14	Y01-1-070/P	Y01-2-034/P	Y01-3-046	Y01-4-083								
YZ 125 (F2-G)	2015-21	Y01-1-070/P	Y01-2-034/P	Y01-3-062	Y01-4-083								
YZ 125 X	2020-21	Y01-1-070/P	Y01-2-034/P	Y01-3-062	Y01-4-083								
175cc													
IT 175 (H)	1981	Y01-1-009											
MX 175	1979-81			Y01-3-108									
TY 175	1975-83	Y01-1-003		Y01-3-003	Y01-4-004							Y01-4-004/6	
200cc													
TW 200	2001-02			Y01-3-065	Y01-4-081								
TW 200	2003-21	Y01-1-024/P		Y01-3-065	Y01-4-081								
WR 200 (RD-RE)	1992-93	Y01-1-036/P	Y01-2-005/P	Y01-3-031									
225cc													
XT 225 WE SEROW (JP)	2000-04				Y01-4-086								
250cc													
DT-1	1968-71	Y01-1-077											
DT-2	1972	Y01-1-077											
DT-3	1973	Y01-1-077											
IT 250 (K)	1983	Y01-1-071		Y01-3-069	Y01-4-087								
TDR 250	1988-90	YAM-2002F	YAM-2002R		Y01-4-079								
TT 250-R	2006	Y01-1-066/P	Y01-2-031/P										
TY 250	1975-76	Y01-1-003		Y01-3-004	Y01-4-004							Y01-4-004/6	
TY 250	1977-78	Y01-1-003		Y01-3-004	Y01-4-008							Y01-4-008/6	
TY 250	1979-83	Y01-1-003		Y01-3-004	Y01-4-008							Y01-4-008/6	
TY 250-L	1984-90	Y01-1-024		Y01-3-026								Y01-4-019/6	
TY 250-L Quick Release Conv.	1984-90	Y01-1-024A											
TY 250-R	1991-92	Y01-1-035/P		Y01-3-026								Y01-4-019/6	
TY 250-Z	1993-98	Y01-1-035/P	Y01-2-008/P	Y01-3-034	Y01-4-022								
WR 250 (N-T)	1985-87	Y01-1-047/P	Y01-2-001	Y01-3-023					Y01-4-016/7				Y01-4-021/9
WR 250 (U)	1988	Y01-1-047/P	Y01-2-002/P	Y01-3-029					Y01-4-021/7				Y01-4-021/9
WR 250 (A-E) 'Ohlins Forks'	1990-93	Y01-1-038/P	Y01-2-004/P	Y01-3-029	Y01-4-021				Y01-4-021/7				Y01-4-021/9

MODEL	YEAR	FR BRAKE	RE BRAKE	CLUTCH	THROTTLE	START	DECOMP	SPEEDO	GASSER	DOHERTY	VEN 600A	AMAL T80	DOMINO
YAMAHA													
WR 250	1990-93	Y01-1-034/P	Y01-2-004/P	Y01-3-029	Y01-4-021				Y01-4-021/7		Y01-4-021/9		
WR 250	1990-93	Y01-1-040/P	Y01-2-004/P	Y01-3-029	Y01-4-021				Y01-4-021/7		Y01-4-021/9		
WR 250	1994	Y01-1-034/P	Y01-2-006/P	Y01-3-029	Y01-4-021								
WR 250	1994	Y01-1-040/P	Y01-2-006/P	Y01-3-029	Y01-4-021								
WR 250	1995	Y01-1-040/P	Y01-2-006/P	Y01-3-029	Y01-4-023								
WR 250	1995	Y01-1-044/P	Y01-2-006/P	Y01-3-029	Y01-4-023								
WR 250	1995	Y01-1-038/P	Y01-2-006/P	Y01-3-029	Y01-4-023								
WR 250	1996-97	Y01-1-045/P	Y01-2-006/P	Y01-3-029	Y01-4-024								
WR 250	1996-97	Y01-1-042/P	Y01-2-006/P	Y01-3-029	Y01-4-024								
WR 250	1996-97	Y01-1-041/P	Y01-2-006/P	Y01-3-029	Y01-4-024								
WR 250	1998	Y01-1-046/P	Y01-2-010/P	Y01-3-029	Y01-4-024								
WR 250	1998	Y01-1-043/P	Y01-2-010/P	Y01-3-029	Y01-4-024								
WR 250	1999	Y01-1-043/P	Y01-2-010/P	Y01-3-037	Y01-4-024								
WR 250	1999	Y01-1-046/P	Y01-2-010/P	Y01-3-037	Y01-4-024								
WR 250	2000-02	Y01-1-043/P	Y01-2-010/P	Y01-3-037	Y01-4-027								
WR 250	2000-02	Y01-1-046/P	Y01-2-010/P	Y01-3-037	Y01-4-027								
WR 250	2003	Y01-1-046/P	Y01-2-021/P	Y01-3-037	Y01-4-027								
WR 250	2004	Y01-1-046/P	Y01-2-021/P	Y01-3-043	Y01-4-027								
WR 250 Z	1992-96				Y01-4-066								
WR 250-F	2004	Y01-1-046/P	Y01-2-021/P	Y01-3-038	Y01-4-032	Y01-5-001	Y01-6-001/9						
WR 250-F	2005-06	Y01-1-059/P	Y01-2-026/P	Y01-3-038	Y01-4-032	Y01-5-001	Y01-6-001/9						
WR 250-F	2007-13	Y01-1-059/P	Y01-2-034/P	Y01-3-038	Y01-4-032	Y01-5-001	Y01-6-001/9						
WR 250-F	2015-16	Y01-1-073/P	Y01-2-034/P	Y01-3-064	Y01-4-077								
WR 250-F	2017-19	Y01-1-022/P	Y01-2-034/P	Y01-3-064	Y01-4-077								
WR 250-F	2020		Y01-2-034/P		Y01-4-085								
WR 250-R	2008-20	Y01-1-021/P	Y01-2-001/P	Y01-3-055	Y01-4-076								
WR 250-X	2008-11	Y01-1-021/P	Y01-2-001/P	Y01-3-055	Y01-4-076								
XT 250	1986-90			Y01-3-068			Y01-6-002						
XT 250	2008-12	Y01-1-023/P	Y01-2-009/P	Y01-3-060	Y01-4-005								
XT 250	2013-21	Y01-1-023/P	Y01-2-009/P	Y01-3-060	Y01-4-074								
YZ 250	1974-76	Y01-1-002		Y01-3-002	Y01-4-002								
YZ 250	1977	Y01-1-005		Y01-3-006	Y01-4-007				Y01-4-007/7	Y01-4-007/8			
YZ 250	1978-79	Y01-1-007		Y01-3-009	Y01-4-007				Y01-4-007/7	Y01-4-007/8			
YZ 250	1980	Y01-1-009		Y01-3-011	Y01-4-013				Y01-4-007/7	Y01-4-007/8	Y01-4-013/9		
YZ 250	1981	Y01-1-009		Y01-3-018	Y01-4-013				Y01-4-007/7	Y01-4-007/8	Y01-4-013/9		
YZ 250	1982	Y01-1-020		Y01-3-023	Y01-4-016				Y01-4-016/7	Y01-4-016/8			

MODEL	YEAR	FR BRAKE	RE BRAKE	CLUTCH	THROTTLE	START	DECOMP	SPEEDO	GASSER	DOHERTY	VEN 600A	AMAL T80	DOMINO
YZ 250	1983-84	Y01-1-021	Y01-2-001	Y01-3-023	Y01-4-037				Y01-4-016/7	Y01-4-016/8			
YZ 250	1985-87	Y01-1-026/P	Y01-2-001	Y01-3-023	Y01-4-037				Y01-4-016/7		Y01-4-021/9		
YZ 250	1985-87	Y01-1-047/P	Y01-2-001	Y01-3-023	Y01-4-037				Y01-4-016/7		Y01-4-021/9		
YZ 250	1988	Y01-1-047/P	Y01-2-002/P	Y01-3-029	Y01-4-037				Y01-4-021/7		Y01-4-021/9		
YZ 250	1988	Y01-1-026/P	Y01-2-002/P	Y01-3-029	Y01-4-037				Y01-4-021/7		Y01-4-021/9		
YZ 250	1989	Y01-1-032/P	Y01-2-003/P	Y01-3-029	Y01-4-021				Y01-4-021/7		Y01-4-021/9		
YZ 250	1990-1993	Y01-1-038/P	Y01-2-004/P	Y01-3-029	Y01-4-021				Y01-4-021/7		Y01-4-021/9		
YZ 250	1990-93	Y01-1-040/P	Y01-2-004/P	Y01-3-029	Y01-4-021				Y01-4-021/7		Y01-4-021/9		
YZ 250	1994	Y01-1-038/P	Y01-2-006/P	Y01-3-029	Y01-4-021								
YZ 250	1994	Y01-1-040/P	Y01-2-006/P	Y01-3-029	Y01-4-021								
YZ 250	1995	Y01-1-040/P	Y01-2-006/P	Y01-3-029	Y01-4-023								
YZ 250	1995	Y01-1-038/P	Y01-2-006/P	Y01-3-029	Y01-4-023								
YZ 250	1996-97	Y01-1-041/P	Y01-2-006/P	Y01-3-029	Y01-4-024								
YZ 250	1996-97	Y01-1-042/P	Y01-2-006/P	Y01-3-029	Y01-4-024								
YZ 250	1998	Y01-1-043/P	Y01-2-010/P	Y01-3-029	Y01-4-024								
YZ 250	1999	Y01-1-043/P	Y01-2-010/P	Y01-3-037	Y01-4-024								
YZ 250	2000-02	Y01-1-043/P	Y01-2-010/P	Y01-3-037	Y01-4-027						Y01-4-027/9		
YZ 250	2003	Y01-1-043/P	Y01-2-021/P	Y01-3-037	Y01-4-027						Y01-4-027/9		
YZ 250	2004	Y01-1-043/P	Y01-2-021/P	Y01-3-043	Y01-4-027						Y01-4-027/9		
YZ 250	2005	Y01-1-058/P	Y01-2-024/P	Y01-3-043	Y01-4-027						Y01-4-027/9		
YZ 250	2006-08	Y01-1-058/P	Y01-2-034/P	Y01-3-043	Y01-4-027						Y01-4-027/9		
YZ 250	2009-10	Y01-1-070/P	Y01-2-034/P	Y01-3-043	Y01-4-027						Y01-4-027/9		
YZ 250	2011-14	Y01-1-070/P	Y01-2-034/P	Y01-3-043	Y01-4-027						Y01-4-027/9		
YZ 250	2015-21	Y01-1-070/P	Y01-2-034/P	Y01-3-061	Y01-4-027						Y01-4-027/9		
YZ 250 FX	2015-19	Y01-1-072/P	Y01-2-034/P	Y01-3-064	Y01-4-077								
YZ 250 FX	2020	Y01-1-072/P	Y01-2-034/P	Y01-3-067	Y01-4-085								
YZ 250 X	2016-21	Y01-1-070/P	Y01-2-034/P	Y01-3-061	Y01-4-027								
YZ 250-F	2001-02	Y01-1-043/P	Y01-2-010/P	Y01-3-038	Y01-4-028		Y01-6-001/9						
YZ 250-F	2003	Y01-1-043/P	Y01-2-010/P	Y01-3-038	Y01-4-032								
YZ 250-F	2004	Y01-1-043/P	Y01-2-021/P	Y01-3-038	Y01-4-032	Y01-5-001					Y01-6-001/9		
YZ 250-F	2005	Y01-1-058/P	Y01-2-021/P	Y01-3-038	Y01-4-032	Y01-5-001					Y01-6-001/9		
YZ 250-F	2006-07	Y01-1-058/P	Y01-2-034/P	Y01-3-038	Y01-4-032	Y01-5-001					Y01-6-001/9		
YZ 250-F	2008	Y01-1-070/P	Y01-2-034/P	Y01-3-038	Y01-4-032								
YZ 250-F	2009	Y01-1-070/P	Y01-2-034/P	Y01-3-049	Y01-4-058	Y01-5-005					Y01-4-047/9		
YZ 250-F	2010-11	Y01-1-075/P	Y01-2-034/P	Y01-3-052	Y01-4-064	Y01-5-001							
YZ 250-F	2012-13	Y01-1-075/P	Y01-2-034/P	Y01-3-052	Y01-4-071								

YAMAHA

MODEL	YEAR	FR BRAKE	RE BRAKE	CLUTCH	THROTTLE	START	DECOMP	SPEEDO	GASSER	DOHERTY	VEN 600A	AMAL T80	DOMINO
YAMAHA													
YZ 250-F	2014-18	Y01-1-072/P	Y01-2-034/P	Y01-3-056	Y01-4-077								
YZ 250-F	2019	Y01-1-072/P	Y01-2-034/P	Y01-3-067	Y01-4-085								
320cc													
TY 320	1979-on	Y01-1-003		Y01-3-004	Y01-4-010							Y01-4-010/6	
350cc													
TT 350	1986-87	Y01-1-030/P					Y01-6-002						
XT 350	1985-01			Y01-3-068			Y01-6-002						
360cc													
RT-1	1970-71	Y01-1-077											
RT-2	1972	Y01-1-077											
RT-3	1973	Y01-1-077											
YZ 360	1974	Y01-1-002		Y01-3-002	Y01-4-002								
400cc													
WRF 400 (K) 'Headlamp Fit'	1988	Y01-1-046/P	Y01-2-006/P	Y01-3-036	Y01-4-026		Y01-6-001				Y01-4-026/9		
WRF 400 (L) 'Headlamp Fit'	1999	Y01-1-046/P	Y01-2-010/P	Y01-3-036	Y01-4-026		Y01-6-001				Y01-4-026/9		
YZ 400 (D)	1977	Y01-1-005		Y01-3-006	Y01-4-007				Y01-4-007/7	Y01-4-007/8			
YZ 400 (E-F)	1978-79	Y01-1-007		Y01-3-006	Y01-4-007				Y01-4-007/7	Y01-4-007/8			
YZF 400 (K)	1998	Y01-1-043/P	Y01-2-006/P	Y01-3-036	Y01-4-026		Y01-6-001				Y01-4-026/9		
YZF 400 (L)	1999	Y01-1-043/P	Y01-2-010/P	Y01-3-036	Y01-4-026		Y01-6-001				Y01-4-026/9		
426cc													
WRF 426 (M-P) 'Headlamp Fit'	2000-02	Y01-1-046/P	Y01-2-010/P	Y01-3-038	Y01-4-028		Y01-6-001				Y01-4-028/9		
YZF 426 (M-P)	2000-02	Y01-1-043/P	Y01-2-010/P	Y01-3-038	Y01-4-028		Y01-6-001				Y01-4-028/9		
450cc													
WR 450-F 'Headlamp Fit'	2003	Y01-1-046/P	Y01-2-021/P	Y01-3-042	Y01-4-032		Y01-6-001				Y01-4-032/9		
WR 450-F 'Headlamp Fit'	2004	Y01-1-046/P	Y01-2-021/P	Y01-3-045	Y01-4-032	Y01-5-001					Y01-4-032/9		
WR 450-F 'Headlamp Fit'	2005	Y01-1-059/P	Y01-2-026/P	Y01-3-038	Y01-4-032	Y01-5-001					Y01-4-032/9		
WR 450-F	2006	Y01-1-059/P	Y01-2-026/P	Y01-3-057	Y01-4-032	Y01-5-001					Y01-4-032/9		
WR 450-F	2007-11	Y01-1-059/P	Y01-2-034/P	Y01-3-057	Y01-4-032	Y01-5-001					Y01-4-032/9		
WR 450-F	2012-15	Y01-1-073/P	Y01-2-035/P	Y01-3-054	Y01-4-070								
WR 450-F	2016-17	Y01-1-022/P	Y01-2-035/P	Y01-3-064	Y01-4-078								
WR 450-F	2018	Y01-1-022/P	Y01-2-035/P	Y01-3-064	enquire								
WR 450-F	2019-20		Y01-2-034/P		Y01-4-049								
YZ 450 FX	2016-18	Y01-1-072/P	Y01-2-034/P	Y01-3-064	Y01-4-078								
YZ 450 FX	2020	Y01-1-072/P	Y01-2-034/P	Y01-3-067	Y01-4-049								
YZ 450-F	2003	Y01-1-043/P	Y01-2-021/P	Y01-3-042	Y01-4-032		Y01-6-001				Y01-4-032/9		

MODEL	YEAR	FR BRAKE	RE BRAKE	CLUTCH	THROTTLE	START	DECOMP	SPEEDO	GASSER	DOHERTY	VEN 600A	AMAL T80	DOMINO
YAMAHA													
YZ 450-F	2004	Y01-1-043/P	Y01-2-021/P	Y01-3-038	Y01-4-032	Y01-5-001					Y01-4-032/9		
YZ 450-F	2005	Y01-1-058/P	Y01-2-024/P	Y01-3-038	Y01-4-032	Y01-5-001					Y01-4-032/9		
YZ 450-F	2006-07	Y01-1-058/P	Y01-2-034/P	Y01-3-048	Y01-4-061	Y01-5-001					Y01-4-032/9		
YZ 450-F	2008	Y01-1-070/P	Y01-2-034/P	Y01-3-048	Y01-4-061	Y01-5-001					Y01-4-032/9		
YZ 450-F	2009	Y01-1-070/P	Y01-2-034/P	Y01-3-050	Y01-4-059	Y01-5-006					Y01-4-047/9		
YZ 450-F (Z - DL & DW)	2010-13	Y01-1-075/P	Y01-2-034/P	Y01-3-053	Y01-4-065								
YZ 450-F	2014-15	Y01-1-072/P	Y01-2-034/P	Y01-3-056	Y01-4-078								
YZ 450-F	2016-17	Y01-1-072/P	Y01-2-034/P	Y01-3-056	Y01-4-003								
YZ 450-F	2018-19	Y01-1-072/P	Y01-2-034/P	Y01-3-067	Y01-4-049								
YZ 450-F	2020	Y01-1-072/P		Y01-3-067	Y01-4-049								
YZ 450-F	2021	Y01-1-072/P			Y01-4-049								
465cc													
YZ 465 (G)	1980	Y01-1-009		Y01-3-011	Y01-4-013				Y01-4-007/7	Y01-4-007/8	Y01-4-013/9		
YZ 465 (H)	1981	Y01-1-009		Y01-3-018	Y01-4-013				Y01-4-007/7	Y01-4-007/8	Y01-4-013/9		
490cc													
IT 490													
WR 490 (N-U) 'Headlamp Fit'	1983-84	Y01-1-071		Y01-3-069	Y01-4-087								
YZ 490 (J)	1985-88	Y01-1-047/P	Y01-2-001	Y01-3-024									
YZ 490 (K)	1982	Y01-1-021		Y01-3-024	Y01-4-016				Y01-4-016/7	Y01-4-016/8			
YZ 490 (L)	1983	Y01-1-021	Y01-2-001	Y01-3-024									
YZ 490 (N-U)	1984	Y01-1-021	Y01-2-001	Y01-3-024									
YZ 490	1985-88	Y01-1-026/P	Y01-2-001	Y01-3-024									
50cc													
PW 50	1981-99		Y01-2-039										
PW 50	2000-21	Y01-1-039	Y01-2-039										
YZ 50 (G-H)	1980-81	Y01-1-010		Y01-3-012									
YZ 50 (J)	1982	Y01-1-017		Y01-3-019									
500cc													
TT 500	1978	Y01-1-004		Y01-3-005	Y01-4-006								
WR 500 (ZD) 'Headlamp Fit'	1992	Y01-1-034/P	Y01-2-004/P	Y01-3-032									
WR 500 (ZD)	1992	Y01-1-040/P	Y01-2-004/P	Y01-3-032									
WR 500 Z	1992-93				Y01-4-066								
XT 500	1980-81	Y01-1-060											
XT 500	1981	Y01-1-016		Y01-3-005	Y01-4-006								
XT 500	1986	Y01-1-060											

MODEL	YEAR	FR BRAKE	RE BRAKE	CLUTCH	THROTTLE	START	DECOMP	SPEEDO	GASSER	DOHERTY	VEN 600A	AMAL T80	DOMINO
YAMAHA													
65cc													
YZ 65	2018-21	Y01-1-076/P	Y01-2-037/P	Y01-3-059	Y01-4-088								
660cc													
TT 600-RE (E)	2004	Y01-1-054/P	Y01-2-023/P		Y01-4-038								
XT 660 R	2004-14	Y01-1-061/P	Y01-2-032/P	Y01-3-058	Y01-4-080								
XT 660 X	2004-14	Y01-1-074/P	Y01-2-036/P	Y01-3-058	Y01-4-080								
XT 660 Z Tenere'	2008-15			Y01-3-058	Y01-4-080								
80cc													
TY 80 'Whitehawk Mk 2'		Y01-1-027		Y01-3-010	Y01-4-009							Y01-4-009/6	
TY 80	1977-on	Y01-1-008		Y01-3-010	Y01-4-009							Y01-4-009/6	
YZ 80 (G)	1980	Y01-1-011		Y01-3-013									
YZ 80 (H)	1981	Y01-1-015		Y01-3-013	Y01-4-014								
YZ 80 (J)	1982	Y01-1-018		Y01-3-013					Y01-4-017/7	Y01-4-017/8			
YZ 80 (K)	1983	Y01-1-022		Y01-3-020					Y01-4-017/7	Y01-4-017/8			
YZ 80 (L-N)	1984-85	Y01-1-025		Y01-3-027					Y01-4-017/7	Y01-4-017/8			
YZ 80 (S)	1986	Y01-1-028/P		Y01-3-027					Y01-4-017/7	Y01-4-017/8			
YZ 80 (T-V)	1987-89	Y01-1-031/P		Y01-3-027					Y01-4-017/7	Y01-4-017/8			
YZ 80 'Long Wheel'	1993-00	Y01-1-037/P	Y01-2-007/P	Y01-3-033	Y01-4-025								
YZ 80 (E-N)	1993-01	Y01-1-037/P	Y01-2-007/P	Y01-3-033	Y01-4-025								
YZ 80 'Long Wheel'	2001	Y01-1-048/P	Y01-2-007/P	Y01-3-033	Y01-4-025								
YZ 80 (P)	2002	Y01-1-048/P	Y01-2-007/P	Y01-3-033	Y01-4-031								
85cc													
YZ 85 'Long Wheel'	2002-08	Y01-1-048/P	Y01-2-007/P	Y01-3-033	Y01-4-031								
YZ 85 (P-E)	2002-14	Y01-1-048/P	Y01-2-007/P	Y01-3-033	Y01-4-031								
YZ 85 (F-G)	2015-18	Y01-1-048/P	Y01-2-007/P	Y01-3-063	Y01-4-031								

Performance
Safety
Quality
Style

Venhill Engineering Ltd. 21 Ranmore Road, Dorking, Surrey, RH4 1HE
Tel: +44 (0) 1306 885111 www.venhill.co.uk Email: info@venhill.co.uk
Registered Office: 21 Ranmore Road, Dorking, Surrey RH4 1HE U.K. Reg No. 00992104

Powerhose Plus Cruz Tools Magura Featherlight





Quad Upgrades

- ▶ Quad Application List
- ▶ Twist Grip Conversions
- ▶ Braided Brake Hoses

Numbering system for cables

Y01-1- 001 - BL

Manufacturer

Cable number

Cable Colour

BK - Black

BL - Blue

GR - Green

GY - Grey

OR - Orange

RD - Red

WT - White

YE - Yellow

- 1 = front brake
- 2 = rear brake
- 3 = clutch
- 4 = throttle
- 5 = choke
- 6 = decompression
- 7 = speedo
- 8 = tachometer
- 10 = oil pump
- 11 = power valve

Check out our resources section online at

www.venhill.co.uk

for more information about the products we can offer

STAINLESS STEEL BRAIDED HOSES

Replaces standard rubber or damaged hoses

- ▶ Super strong stainless
- ▶ Steel / Teflon construction
- ▶ Self-aligning swivel ends
- ▶ Clear or colour coated PVC
- ▶ to prevent rubbing on paintwork
- ▶ Just two spanners required
- ▶ Each hose tested to 1500psi



TWIST GRIP CONVERSION

Converts thumb throttle to twist grip operation | Dual action twist grip, with options for Fast or medium action | Quick cable connection | Ideal for competition use | Strong CNC Machined construction | If not listed we can make to order if supplied with thumb throttle and cable or supply a universal kit. **Slower action throttles are also available.**



QUAD CONTROL CABLES AND HOSES



* Note: Idle kit is required for this twist grip conversion

MODEL	YEAR	FRONT BRAKE	REAR BRAKE	CLUTCH	THUMB THROTTLE	T/G CONVERSION	IDLE KIT
BOMBARDIER							
450 cc							
DS 450						C05-4-007/9	
650 cc							
DS 650	2000-07	B07-1-001/P Std.	B07-2-001/P Std.			B07-4-001/9	
CAN-AM							
800 cc							
RENEGADE 800	2007					C05-4-006/9	
E-TON							
50 cc							
VIPER 50	2004-0n					E02-4-001/9 Full Kit	
VIPER 50	2004-0n					E02-4-002/9 w/ cable to J/B	
90 cc							
VIPER 90	2004-0n					E02-4-001/9 Full Kit	
VIPER 90	2004-0n					E02-4-002/9 w/ cable to J/B	
HONDA							
200 cc							
ATC 200 X	1983-84	H02-1-025/P	H02-2-012/P	H02-3-022		H02-4-021	
250 cc							
ATC 250	1983	H02-1-025/P	H02-2-011/P	H02-3-021		H02-4-020	
ATC 250	1985	H02-1-030/P	H02-2-013/P	H02-3-025		H02-4-023	
TRX 250 EX	2001-07	H02-1-052/P Std.					H02-4-041/9
TRX 250 F/G/H	1985-87	H02-1-056/P Std.	H02-2-029/P Std.				
TRX 250 R	1986-90	H02-1-037/P Std.	H02-2-016/P Std.				
TRX 250 X	1987-90	H02-1-055/P +75mm	H02-2-016/P Std.				

QUAD CONTROL CABLES AND HOSES



* Note: Idle kit is required for this twist grip conversion

MODEL	YEAR	FRONT BRAKE	REAR BRAKE	CLUTCH	THUMB THROTTLE	T/G CONVERSION	IDLE KIT
300 cc							
TRX 300 EX	1993-07	H02-1-057/P	H02-2-030/P	Std.			
400 cc							
TRX 400 EX	1999-07	H02-1-058/P	+75mm				
TRX 400 EX	1999-07	H02-1-053/P	H02-2-031/P	Std.		H02-4-040/9	
450 cc							
TRX 450 FM	2003					H02-4-059	
TRX 450 R	2004-07	H02-1-059/P	H02-2-032/P	Std.	H02-4-054	H02-4-043/9	
TRX 450 R	2004-07	H02-1-060/P	+75mm				
KAWASAKI							
250 cc							
KSF 250 MOJAVE	1987-On	K02-1-038/P	K02-2-017/P	Std.		K02-4-034/9	
300 cc							
KEF 300	2001-On	K02-1-038/P	K02-2-017/P	Std.			
400 cc							
KFX 400	2003-07	K02-1-040/P	K02-2-018/P	Std.		K02-4-035/9	
KFX 400	2003-07	K02-1-043/P	+75mm				
650 cc							
KVF 650	2001-On	K02-1-039/P	Std.			K02-4-033/9	
700 cc							
KFX 700	2004-07	K02-1-044/P	Std.			K02-4-041/9	
KTM							
450 cc							
SX 450	2009		K01-2-020/P	Std.			

QUAD CONTROL CABLES AND HOSES



* Note: Idle kit is required for this twist grip conversion

MODEL	YEAR	FRONT BRAKE	REAR BRAKE	CLUTCH	THUMB THROTTLE	T/G CONVERSION	IDLE KIT
525 cc							
525 XC	2010				K01-4-040	K01-4-039/9	
250 cc							
250	2004-On					K03-4-001/9	
500 cc							
PREDITOR 500	2003-06					P03-4-001/9	
SCRAMBLER 500	2000-06					P03-4-001/9	
525 cc							
OUTLAW 525-S						P03-4-002/9	
850 cc							
XP 850	2009					P03-4-003	
0 cc							
QUANTUM						Q01-4-001/9	
250 cc							
QUADZILLA 250 E	2004-On					SMC-4-001/9	
250 cc							
LT 250 RF-RG	1985-86	Y01-1-053/P	Std.	S01-2-019/P	Std.		
LT 250 RH	1987	Y01-1-053/P	Std.	S01-2-029/P	Std.		
LT-Z 250							

Performance
Safety
Quality
Style

Venhill Engineering Ltd. 21 Ranmore Road, Dorking, Surrey RH4 1HE U.K.
Tel: +44 (0) 1306 885111 Fax: +44 (0) 1306 740535 Email: info@venhill.co.uk
Registered Office: 21 Ranmore Road, Dorking RH4 1HE Incorporated in England No. 992104

Member of
The Motor Cycle Industry
Association



Powerpad

Powerhose

Featherlight

Magura

QUAD CONTROL CABLES AND HOSES



* Note: Idle kit is required for this twist grip conversion

MODEL	YEAR	FRONT BRAKE	REAR BRAKE	CLUTCH	THUMB THROTTLE	T/G CONVERSION	IDLE KIT
400 cc							
LT-Z 400	2003-07	K02-1-040/P Std.	K02-2-018/P Std.			K02-4-035/9	
LT-Z 400	2003-07	K02-1-043/P +75mm					
450 cc							
LT-R 450	2006-07	K02-1-040/P +75mm	K02-2-018/P Std.			S01-4-046/9	
500 cc							
LT 500 RH	1987	Y01-1-053/P Std.	S01-2-029/P Std.				
YAMAHA							
60 cc							
YF 60 4-ZINGER	1986 (USA)	Y01-1-079					
YF 60 4-ZINGER	1988 (EU)	Y01-1-079					
200 cc							
YFS 200 BLASTER	2003-06				Y01-4-033	Y01-4-033/9 *	V/K-001
250 cc							
YFM 250R RAPTOR	2008-09			Y01-3-051F Std.	Y01-4-045	Y01-4-060/9	
350 cc							
YFM 350 WARRIOR	1989-03	Y01-1-052/P Std.	Y01-2-020/P Std.			Y01-4-035/9	
YFM 350R RAPTOR	2004-06	Y01-1-055/P +75mm					
YFM 350R RAPTOR	2004-06	Y01-1-052/P Std.	Y01-2-020/P Std.			Y01-4-039/9	
YFZ 350 BANSHEE	1990-06	Y01-1-056/P +75mm	Y01-2-016/P +50mm				
YFZ 350 BANSHEE	1990-06	Y01-1-051/P Std.	Y01-2-015/P Std.	Y01-3-040F Std.		Y01-4-034/9 *	V/K-002
YFZ 350 BANSHEE	1990-06		Y01-2-017/P +100mm				

QUAD CONTROL CABLES AND HOSES



* Note: Idle kit is required for this twist grip conversion

MODEL	YEAR	FRONT BRAKE	REAR BRAKE	CLUTCH	THUMB THROTTLE	T/G CONVERSION	IDLE KIT
450 cc							
YFZ 450	2003-09			Y01-3-142	Y01-4-029		
YFZ 450	2012-13				Y01-4-084	Y01-4-084/9	
YFZ 450R	2003-07	Y01-1-053/P Std.	Y01-2-022/P Std.			Y01-4-036/9	
YFZ 450R	2003-07	Y01-1-057/P +75mm	Y01-2-025/P +75mm	Y01-3-111F +50mm			
YFZ 450R	2009-18			Y01-3-143	Y01-4-063	Y01-4-062/9	
600 cc							
YFM 600 GRIZZLY						Y01-4-040/9	
660 cc							
660 RHINO	2007	Y01-1-067/P Std.					
660 RHINO	2007	Y01-1-068/P +150mm					
YFM 660R RAPTOR	2001-On	Y01-1-050/P +75mm	Y01-2-012/P +50mm				
YFM 660R RAPTOR	2001-On	Y01-1-049/P Std.	Y01-2-011/P Std.	Y01-3-039		Y01-4-030/9	
YFM 660R RAPTOR	2001-On		Y01-2-013/P +100mm	Y01-3-112F +50mm			
700 cc							
YFM 700 RAPTOR	2005-07	Y01-1-065/P Std.	Y01-2-028/P Std.			Y01-4-042/9	
YFM 700 RAPTOR	2005-07	Y01-1-063/P Race					
YFM 700 RAPTOR	2005-07	Y01-1-064/P +75mm Race	Y01-2-030/P +90mm				



'Powerhose Plus' Braided Hydraulic Lines & Components

- ▶ UK Factory made & tested
- ▶ TUV & DOT approved
- ▶ Swivel ends for perfect alignment
- ▶ Chrome, Stainless or Black fittings
- ▶ Stainless steel braided hose
- ▶ Teflon inner tubing
- ▶ Uncovered or PVC covered in:

Clear
Black
Carbon
White
Purple
Red
Orange
Yellow
Green
Translucent Blue
Solid Blue





Check out our resources section online at

www.venhill.co.uk

for more information about the products we can offer



Two ways to buy

Performance
Safety
Quality
Style

1. BIKE KITS

- ▶ Everything included: The individual bike kits have all the hoses, banjos, bolts, copper washers and fittings included to bolt straight on to the bike.
- ▶ Easy fit: Just a 6mm Alan Key required. These kits have factory finished swivel hose ends which are self-aligning and stress free.
- ▶ All Powerhose Plus lines are TUV and DOT approved. All hoses are pressure tested in our factory to 1500 PSI for peace of mind.

2. DEALER KITS - Ideal for workshops and busy dealers!

- ▶ The one system that fits all: With our application guide and a stock of parts included in our Dealer kits you can equip a number of machines with Powerhose Plus from your kit.
- ▶ Simplicity itself: Just look up the required make and model in the application guide, and all the parts needed will be listed under Venhill part numbers which cross reference to part descriptions. For example a 3H0500 hose is a hose 500mm long.
- ▶ Easy stocking and replacement: Dealers can order up hoses and parts, as they are required. You only need to buy what you need as and when you need it.

Powerhose Plus is factory finished hose and is not compatible with the traditional DIY Powerhose listed later in the catalogue.

POWERHOSE PLUS DEALER KIT

All the hoses and fittings you need to cover a wide range of motorbikes, quads, scooters and specials. Supplied with 30 assorted hoses, ranging from 150mm to 725mm in length, plus a selection of the most commonly used fittings in stainless steel or high quality chrome plated finish. Includes full Venhill application guide.

PART No.	DESCRIPTION
-3PPMERC30	Chrome Fittings
-3PPMERS30	Stainless Fittings

Downloadable PDF's for kit contents can be found online at www.venhill.co.uk



STAINLESS STEEL BRAIDED LINES



Suitable for brake and clutch lines and available in a range of colours. Unique to the Powerhose Plus system, factory made and tested with universal 1/8th BSP female swivel ends and 3mm bore hose.



The lines are **TUV** approved and **DOT** registered in the USA. Components are manufactured from marine grade stainless steel for long lasting use. All lines are compatible with all 1/8th BSP components listed. Lengths are available in 25mm increments from 100mm upwards. Other lengths are available to order.












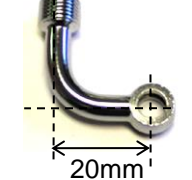


← MEASURED FROM END TO END →

Available in 25mm increments from 100mm upwards

BANJOS (1/8th BSP thread for hose end swivel nut)		
3/60081	M10 STRAIGHT BANJO CHROME / STAINLESS / BLACK	
3/60082	20° M10 BANJO CHROME / STAINLESS / BLACK	
3/60087	45° M10 BANJO CHROME / STAINLESS / BLACK	
3/60086	75° M10 BANJO CHROME / STAINLESS / BLACK	
3/60084	90° M10 BANJO SHORT CHROME / STAINLESS / BLACK	
3/60184	90° M10 LONG NECK BANJO CHROME / STAINLESS / BLACK	
3/60284	90° M10 EXTRA LONG NECK BANJO CHROME / BLACK	
3/60184L	90° M10 LONG NECK & 20° LEFT BANJO CHROME / BLACK	
3/60193	90° M10 SIDE BEND LONG NECK BANJO CHROME / STAINLESS / BLACK	
3/60085	20° M10 SIDE BEND BANJO CHROME / STAINLESS / BLACK	




BANJOS (1/8th BSP thread for hose end swivel nut)

3/60090	45° M10 SIDE BEND BANJO CHROME / STAINLESS / BLACK		
3/60082L	20° & 20° M10 SIDE BEND LEFT BANJO CHROME / STAINLESS / BLACK		
3/60082R	20° & 20° M10 SIDE BEND BANJO RIGHT CHROME / STAINLESS / BLACK		
3/60087L	45° & 20° M10 SIDE BEND LEFT BANJO M10 CHROME / STAINLESS		
3/60087R	45° & 20° M10 SIDE BEND RIGHT BANJO M10 CHROME / STAINLESS		
3/60186R	75° & 45° M10 SIDE BEND RIGHT LONG NECK CHROME		
3/60088S	7/16th I.D. (11mm) STRAIGHT BANJO (FOR HARLEY DAVIDSON)	STAINLESS / BLACK	
3/60089S	12mm STRAIGHT BANJO	STAINLESS	
3/60091C	M8 STRAIGHT BANJO	CHROME / BLACK	
3/60094	M8 90° BANJO	CHROME / BLACK	
3/60061	M6 STRAIGHT BANJO (FITS MAGURA HYMEC SLAVE CYLINDER)	CHROME / BLACK	
3/60163C	M6 90° SIDE BEND BANJO	CHROME	

ADAPTORS (all 1/8 BSP one end for hose end swivel nut)

3/60100A	M10x1	1/8 BSP ADAPTOR - CONVEX CHROME / STAINLESS STEEL / BLACK	
3/60100FA	M10x1	1/8 BSP ADAPTOR - FEMALE CHROME / STAINLESS STEEL / BLACK	
3/70100A	M10x1	1/8 BSP ADAPTOR - CONCAVE CHROME / STAINLESS STEEL / BLACK	
3/60125A	M10x1.25	1/8 BSP ADAPTOR - CONVEX CHROME / STAINLESS STEEL / BLACK	
3/60125FA	M10x1.25	1/8 BSP ADAPTOR - FEMALE CHROME / STAINLESS STEEL / BLACK	
3/70125A	M10x1.25	1/8 BSP ADAPTOR - CONCAVE CHROME / STAINLESS STEEL / BLACK	
3/60375A	3/8TH UNF	1/8 BSP ADAPTOR - CONVEX CHROME / STAINLESS / BLACK	
3/60375FA	3/8TH UNF	1/8 BSP ADAPTOR - FEMALE CHROME / STAINLESS / BLACK	
3/70375A	3/8TH UNF	1/8 BSP ADAPTOR - CONCAVE CHROME/ BLACK/ STAINLESS	
3/10118A	1/8TH BSP	1/8 BSP – ADAPTOR / CONCAVE ZINC	
3/60722A	7/16TH 20 TPI	1/8 BSP ADAPTOR CONVEX CHROME / BLACK (Not suitable for Harley Davidson! use 3/60716AC)	
3/60800A	M8x1	1/8 BSP ADAPTOR - CONVEX CHROME	
3/118118A	1/8TH 27 NPT	1/8 BSP ADAPTOR – CONCAVE ZINC	



BANJO BOLTS

106100C	M6 x 1mm	SINGLE CHROME	(HEXAGON HEAD)	 Chrome domed head single slot for 6mm allen wrench  Titanium hex bolt with holes for lock wiring  Black domed head double slot for 6mm allen wrench
108100C	M8 x 1mm	SINGLE CHROME	(HEXAGON HEAD)	
110180C	1/8th BSP	SINGLE ZINC	(HEXAGON HEAD)	
110100	M10 x 1	SINGLE	CHROME / STAINLESS / BLACK / TITANIUM	
110125	M10 x 1.25	SINGLE	CHROME / STAINLESS / BLACK / TITANIUM	
110375D	3/8th UNF	SINGLE	CHROME / STAINLESS / BLACK (DOMED HEAD)	
110275D	5/16th BSF	SINGLE	CHROME / STAINLESS (DOMED HEAD)	
210100	M10 x 1	DOUBLE	CHROME / STAINLESS / BLACK / TITANIUM	
210125	M10 x 1.25	DOUBLE	CHROME / STAINLESS / BLACK / TITANIUM	
210375D	3/8th UNF	DOUBLE	CHROME / STAINLESS / BLACK (DOMED HEAD)	
210275D	5/16th BSF	DOUBLE	CHROME / STAINLESS (DOMED HEAD)	


BANJO BOLTS WITH BRAKE LIGHT SWITCHES

710100-L	10x1	SINGLE BANJO BOLT, WITH SWITCH		 (Nut shoulder to end of thread – 20mm)
710125-L	10x1.25	SINGLE BANJO BOLT, WITH SWITCH		
710375-L	3/8 UNF	SINGLE BANJO BOLT, WITH SWITCH		
810100-L	10x1	DOUBLE BANJO BOLT, WITH SWITCH		 (Nut shoulder to end of thread – 31mm)
810125-L	10x1.25	DOUBLE BANJO BOLT, WITH SWITCH		

BLEED NIPPLE BANJO BOLTS

310100DC	M10x1	SINGLE	CHROME	 10mm thread length
310125DC	M10x1.25	SINGLE	CHROME	
310375DC	3/8th UNF	SINGLE	CHROME	
410100DC	M10x1	DOUBLE	CHROME	 15mm thread length
410125DC	M10x1.25	DOUBLE	CHROME	
410375DC	3/8th UNF	DOUBLE	CHROME	





BLEED NIPPLES

SK207252	M6 x 1.00	ZINC/FULL	
SK207252DC	M6 x 1.00	CHROME	
SK207253	M7 x 1.00	ZINC/FULL	
SK207254	M8 x 1.25mm	ZINC/FULL	
SK207255S	M10 x 1.00mm	STAINLESS	

CONNECTORS & SWIVEL JOINTS

776/3	"T" CONNECTOR 1/8th BSP 6mm hole for mounting Chrome / Black		776/2	"L" CONNECTOR 1/8th BSP Male M10x1mm convex FEMALE 6mm hole for mounting Chrome / Black	
776/1	"T" CONNECTOR 1/8th BSP Male M10x1mm convex FEMALE 6mm hole for mounting Chrome / Black		776/4	STRAIGHT CONNECTOR 1/8th BSP Male M10x1mm convex FEMALE 6mm hole for mounting Chrome / Black	
778	"T" CONNECTOR M10x1mm concave FEMALE With 7mm hole for mounting Brass - 23mm eye of mounting hole to M10 face		776/BKT	"L" BRACKET FOR 776 "T"-CONNECTOR or "L" CONNECTOR	
E620	20° HOSE CONNECTOR 1/8th BSP Male / Female convex Torque 12ft/lbs/16NM for swivel joint Chrome/ Black		E645	45° HOSE CONNECTOR 1/8th BSP Male / Female convex Torque 12ft/lbs/16NM for swivel joint Chrome/ Black	
E690	90° HOSE CONNECTOR 1/8th BSP Male / Female convex Torque 12ft/lbs/16NM for swivel joint Chrome/ Black		774-L	"L" CONNECTOR 1/8th BSP Nickel plated brass	
3/518	Quick release inline coupling 1/8th BSP Brake lines can be separated without loss of fluid. DOT fluid only. Race use only		3/618	Quick release female brake coupling 1/8th BSP male & female Brake lines can be separated without loss of fluid. DOT fluid only. Race use only.	

BULKHEAD ADAPTORS & LOCK NUTS

3/80100AC	M10x1	1/8BSP MALE BULKHEAD ADAPTER CONVEX	CHROME	
LN10100	M10x1	LOCK NUT STEEL	ZINC PLATED	
3/80125AC	M10x1.25	1/8BSP MALE BULKHEAD ADAPTER CONVEX	CHROME	
LN10125	M10x1.25	LOCK NUT STEEL	ZINC PLATED	
3/80375AC	3/8 UNF	1/8BSP MALE BULKHEAD ADAPTER CONVEX	CHROME	
LN0375	3/8 UNF	LOCK NUT STEEL	ZINC PLATED	
3/80100FAC	M10x1	FEMALE BULKHEAD ADAPTOR CHROME		
BK4058	CLIP FOR FEMALE BULKHEAD FITTING		ZINC PLATED	

HARLEY DAVIDSON IMPERIAL FITTINGS

110716D	7/16TH 24 tpi BANJO BOLT CHROME / STAINLES / BLACK	
210716D	7/16TH 24 tpi DOUBLE BANJO BOLT CHROME / STAINLESS / BLACK	
C111-1	11mm COPPER WASHER	
C111-10	11mm COPPER WASHER 10 PACK	
C111-50	11mm COPPER WASHER 50 PACK	
3/60088	7/16th I.D. STRAIGHT BANJO STAINLESS / BLACK	
3/60097	45° BANJO 7/16th I.D. STAINLESS / BLACK	
3/60716A	7/16TH 24 tpi ADAPTOR CONVEX CHROME / BLACK	

HYDRAULIC FLUID



VBF5-500
DOT 5.1 HYDRAULIC FLUID,
500ml
Non – Silicon base
Required for high temperature
applications. Typical dry boiling
point 275°C



VBF 250
DOT 4 HYDRAULIC FLUID, 250ml
Standard applications.

DOT Fluid is used in most 'standard' brake and clutch systems, including the Magura 190 Radial pumps. The seals in the brake / clutch system can be damaged if the wrong fluid is used. Consult your Motorcycle Handbook for the correct fluid to use.








0721820
MAGURA MINERAL OIL, 'Blood'
100 ml




0721821
MAGURA MINERAL OIL,
'Blood' 1 Litre

Mineral Oil is used on some Magura systems including the Hymec clutch conversion and some KTM clutch systems. The seals in the brake / clutch system can be damaged if the wrong fluid is used. If you are unsure as to which fluid you should use, consult your motorcycle handbook or Magura Manual.

ACCESSORIES & PROTECTION

VIN135FR	HEAT SHRINK TUBING Black Price per metre Will fit 13mm O.D. when not shrunk Shrinks to approx. 9-8mm	
NRL50	Rigid Nylon Tube 8mm id x 10mmØ x 1M Black, Blue, Green, Orange, Red, Yellow	
CC2	'P' CLIP For securing hose or cable	
VWK010	Cable Coat - Covers and protects brake lines or electrical cables. 3M of expandable PET sleeving. Supplied with shrink sleeves to retain and finish ends neatly. Red / Green / Yellow / Carbon / Neon Blue	
3SP	3mm ID opening up to required diameter Black, Neutral, Red - Covers and protects brake lines or electrical cables	

WASHERS

C101	10mm Copper Washer (single / 10 / 50 PACK)	
C106	6mm Aluminium Washer	
C108	8mm Copper Washer	

Performance
Safety
Quality
Style

Venhill Engineering Ltd. 21 Ranmore Road, Dorking, Surrey, RH4 1HE
Tel: +44 (0) 1306 885111 www.venhill.co.uk Email: info@venhill.co.uk
Registered Office: 21 Ranmore Road, Dorking, Surrey RH4 1HE U.K. Reg No. 00992104

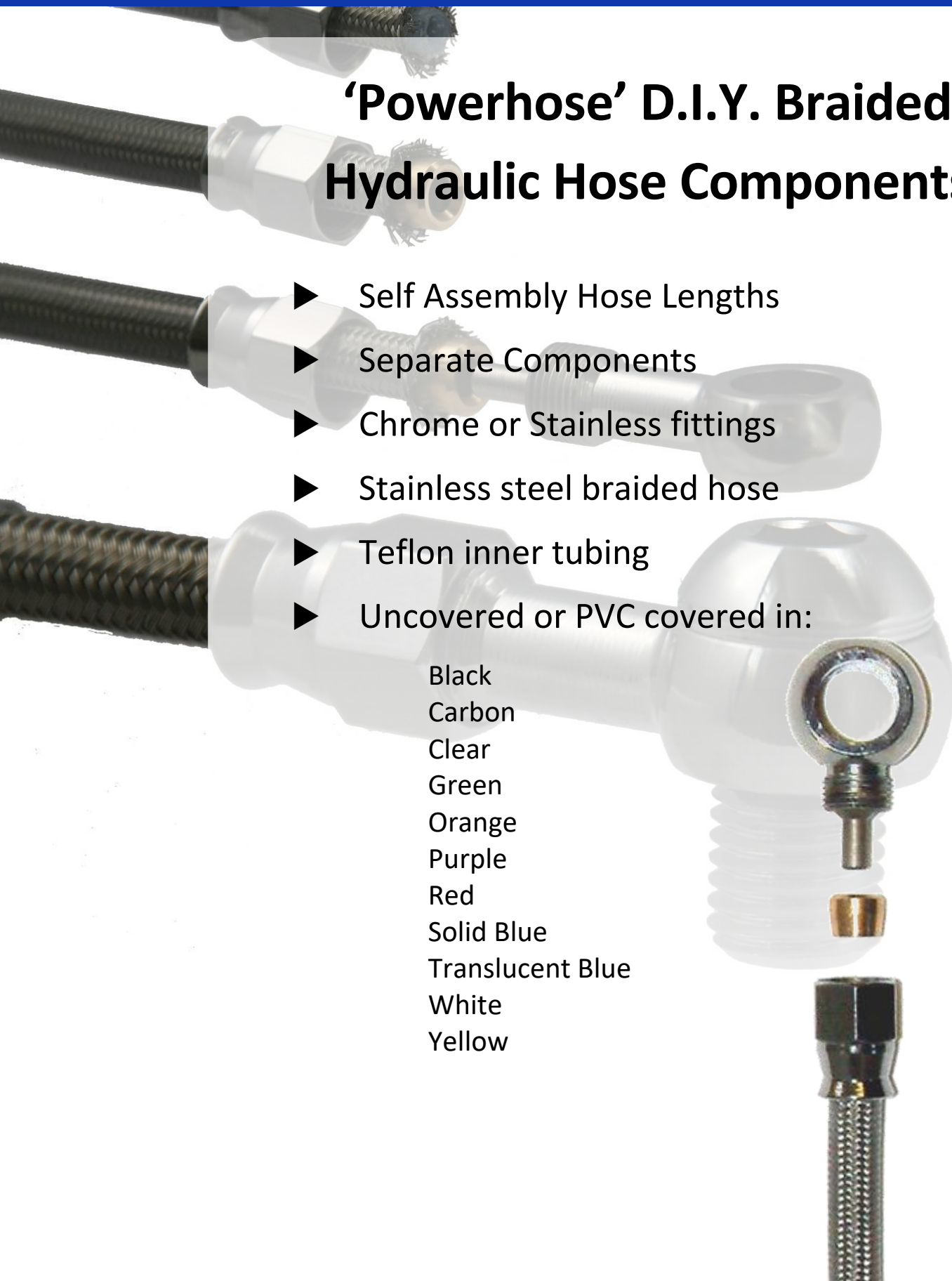
Powerhose Plus Cruz Tools Magura Featherlight



'Powerhose' D.I.Y. Braided Hydraulic Hose Components

- ▶ Self Assembly Hose Lengths
- ▶ Separate Components
- ▶ Chrome or Stainless fittings
- ▶ Stainless steel braided hose
- ▶ Teflon inner tubing
- ▶ Uncovered or PVC covered in:

Black
Carbon
Clear
Green
Orange
Purple
Red
Solid Blue
Translucent Blue
White
Yellow





For a demonstration video on making up your own Powerhose lines, scan the code with your smart phone. Or visit our website www.venhill.co.uk

D.I.Y. POWERHOSE DEALER KIT

The Powerhose Dealer kit contains a selection of the most commonly used Powerhose end fittings and combines them into a handy carrying box with all parts needed to build several hoses. Useful for workshops, mechanics and dealers.

Part No.	End Finish
-3DLRC	Chrome Fittings
-3DLRS	Stainless Fittings














- ▶ 50 x Assorted fittings
- ▶ 10M of braided stainless steel hose
- ▶ 3M of clear cover
- ▶ parrot nosed cutters
- ▶ 250ml DOT 4 brake fluid

For a full list of contents in this box, enter one of the product codes above in the product search on our website. Then download the product PDF sheet.

www.venhill.co.uk












STAINLESS STEEL BRAIDED TEFLON HOSE - Sold per meter

-3-PWRHSE	UNCOVERED	
-3-PWRHSE/PVC	PVC COVERED CLEAR	
-3-PWRHSE/PVC/BK	PVC COVERED BLACK	
-3-PWRHSE/PVC/CA	PVC COVERED CARBON	
-3-PWRHSE/PVC/GR	PVC COVERED GREEN	
-3-PWRHSE/PVC/OR	PVC COVERED ORANGE	
-3-PWRHSE/PVC/PU	PVC COVERED PURPLE	
-3-PWRHSE/PVC/RE	PVC COVERED SOLID RED	
-3-PWRHSE/PVC/RT	PVC COVERED TRANSLUCENT RED	
-3-PWRHSE/PVC/BS	PVC COVERED SOLID BLUE	
-3-PWRHSE/PVC/BL	PVC COVERED TRANSLUCENT BLUE	
-3-PWRHSE/PVC/WT	PVC COVERED WHITE	
-3-PWRHSE/PVC/YE	PVC COVERED YELLOW	




SELF ASSEMBLY BANJOS - 3/8th x 32 UNEF swivel nuts for M10 / M8 Banjo Bolts

3/10081	M10 STRAIGHT BANJO CHROME / STAINLESS	
3/10082	M10 20° BANJO CHROME / STAINLESS	
3/10087	M10 45° BANJO CHROME / STAINLESS	
3/10086	M10 75° BANJO CHROME / STAINLESS	
3/10084	M10 90° BANJO CHROME / STAINLESS	
3/10184	M10 90° LONG NECK BANJO CHROME / STAINLESS	
3/10085	M10 20° SIDE BEND BANJO CHROME / STAINLESS	
3/10090C	M10 45° SIDE BEND BANJO CHROME	
3/10082L	M10 20° & 20° SIDE BEND LEFT BANJO CHROME / STAINLESS	
3/10082R	M10 20° & 20° SIDE BEND RIGHT BANJO CHROME / STAINLESS	
3/10091C	M8 STRAIGHT BANJO CHROME	
3/10092C	M8 20° BANJO CHROME	

SELF ASSEMBLY HOSE ENDS (3/8th x 32 UNEF adapters with varying ends)

3/10100FH	M10 x 1 CHROME / STAINLESS	FEMALE	CONCAVE	
3/10100MH	M10 x 1 CHROME / STAINLESS	MALE	CONVEX	
3/20100MH	M10 x 1 CHROME / STAINLESS	MALE	CONCAVE	
3/10125FH	M10 x 1.25 CHROME / STAINLESS	FEMALE	CONCAVE	
3/10125MH	M10 x 1.25 CHROME / STAINLESS	MALE	CONVEX	
3/20125MH	M10 x 1.25 CHROME / STAINLESS	MALE	CONCAVE	
3/10375FHC	3/8TH UNF CHROME	FEMALE	CONCAVE	
3/10375MH	3/8TH UNF CHROME / STAINLESS	MALE	CONVEX	
3/20375MHC	3/8TH UNF CHROME / STAINLESS	MALE	CONCAVE	

SELF ASSEMBLY HOSE END SWIVEL JOINT3/8th x 32 UNEF swivel fittings allow stress free alignment when fitting

E321-3C	STRAIGHT 1/8 th BSP - CONVEX SEAT	CHROME	
E321-3SS	STRAIGHT 1/8 th BSP - CONVEX SEAT	STAINLESS	
E331-3C	45° 1/8 th BSP - CONVEX SEAT	CHROME	
E331-3SS	45° 1/8 th BSP - CONVEX SEAT	STAINLESS	
E332-3C	90° 1/8 th BSP - CONVEX SEAT	CHROME	
E332-3SS	90° 1/8 th BSP - CONCAVE SEAT	STAINLESS	






ADAPTORS (all 1/8 BSP one end for hose end swivel nut)

3/60100A	M10x1	1/8 BSP ADAPTOR - CONVEX CHROME / STAINLESS STEEL / BLACK	
3/60100FA	M10x1	1/8 BSP ADAPTOR - FEMALE CHROME / STAINLESS STEEL / BLACK	
3/70100A	M10x1	1/8 BSP ADAPTOR - CONCAVE CHROME / STAINLESS STEEL / BLACK	
3/60125A	M10x1.25	1/8 BSP ADAPTOR - CONVEX CHROME / STAINLESS STEEL / BLACK	
3/60125FA	M10x1.25	1/8 BSP ADAPTOR - FEMALE CHROME / STAINLESS STEEL / BLACK	
3/70125A	M10x1.25	1/8 BSP ADAPTOR - CONCAVE CHROME / STAINLESS STEEL / BLACK	
3/60375A	3/8TH UNF	1/8 BSP ADAPTOR - CONVEX CHROME / STAINLESS / BLACK	
3/60375FA	3/8TH UNF	1/8 BSP ADAPTOR - FEMALE CHROME / STAINLESS / BLACK	
3/70375A	3/8TH UNF	1/8 BSP ADAPTOR - CONCAVE CHROME	
3/10118A	1/8TH BSP	1/8 BSP – ADAPTOR / CONCAVE ZINC	
3/60722A	7/16TH 20 TPI	1/8 BSP ADAPTOR CONVEX CHROME / BLACK (Not suitable for Harley Davidson! use 3/60716AC)	
3/60800A	M8x1	1/8 BSP ADAPTOR - CONVEX CHROME	
3/118118A	1/8TH 27 NPT	1/8 BSP ADAPTOR – CONCAVE ZINC	


HARLEY DAVIDSON FITTINGS – Imperial threads and sizes only

110716DC	7/16 24 tpi BANJO BOLT	CHROME	
110716DS	7/16 24 tpi BANJO BOLT	STAINLESS	
210716DC	7/16 24 tpi DOUBLE BANJO BOLT	CHROME	
210716DS	7/16 24 tpi DOUBLE BANJO BOLT	STAINLESS	
C111-1	11mm COPPER WASHER	SINGLE	
C111-10	11mm COPPER WASHER	10 PACK	
C111-50	11mm COPPER WASHER	50 PACK	
3/10088C	7/16" STRAIGHT BANJO	CHROME	
3/10088S	7/16" STRAIGHT BANJO	STAINLESS	
3/10089C	7/16" 20DEG BANJO	CHROME	
3/10089S	7/16" 20DEG BANJO	STAINLESS	
3/10118MHC	1/8NPT (TAPER) MALE HOSE END	CHROME	


BANJO BOLTS

106100C	M6 x 1mm	SINGLE	CHROME	(HEXAGON HEAD)	
108100C	M8 x 1mm	SINGLE	CHROME	(HEXAGON HEAD)	
110180C	1/8th BSP	SINGLE	ZINC	(HEXAGON HEAD)	
110100	M10 x 1	SINGLE	CHROME / STAINLESS / BLACK / TITANIUM		
110125	M10 x 1.25	SINGLE	CHROME / STAINLESS / BLACK / TITANIUM		
110375D	3/8th UNF	SINGLE	CHROME / STAINLESS / BLACK (DOMED HEAD)		
110275D	5/16th BSF	SINGLE	CHROME / STAINLESS (DOMED HEAD)		
210100	M10 x 1	DOUBLE	CHROME / STAINLESS / BLACK / TITANIUM		
210125	M10 x 1.25	DOUBLE	CHROME / STAINLESS / BLACK / TITANIUM		
210375D	3/8th UNF	DOUBLE	CHROME / STAINLESS / BLACK (DOMED HEAD)		
210275D	5/16th BSF	DOUBLE	CHROME / STAINLESS (DOMED HEAD)		


COPPER WASHERS

C101-1	10mm COPPER WASHER	SINGLE	
C101-10	10mm COPPER WASHER	10 PACK	
C101-50	10mm COPPER WASHER	50 PACK	
C108	8mm COPPER WASHERS	SINGLE	



'P' CLIPS

CC2	P' CLIP FOR SECURING HOSE OR CABLE	
-----	---------------------------------------	---



BLEED NIPPLES

SK207252	M6x1	ZINC/FULL	
SK207252DC	M6x1	CHROME	
SK207253	M7x1	ZINC/FULL	
SK207254	M8x1.25mm	ZINC/FULL	
SK072555	M10x1mm	STAINLESS	

BLEED NIPPLE BANJO BOLTS

310100DC	M10x1	SINGLE	CHROME	 10mm thread length
310125DC	M10x1.25	SINGLE	CHROME	
310375DC	3/8 TH UNF	SINGLE	CHROME	
410100DC	M10x1	DOUBLE	CHROME	 15mm thread length
410125DC	M10x1.25	DOUBLE	CHROME	
410375DC	3/8 TH UNF	DOUBLE	CHROME	



SOCKET NUT & OLIVES (3/8th x 32 UNEF)

3/10000C	SOCKET NUT	CHROME	
3/10000S	SOCKET NUT	STAINLESS	
3/756	HOSE OLIVE	BRASS	



CONNECTORS

776/3	1/8 BSP "T" CONNECTOR CHROME (Combine with E321-3C)		776/BKT	"L" BRACKET FOR "T" CONNECTOR STAINLESS	
-------	---	---	---------	---	---

BRAKE LIGHT SWITCHES

710100-L	M10 x 1	SINGLE BANJO BOLT, WITH SWITCH	
710125-L	M10 x 1.25	SINGLE BANJO BOLT, WITH SWITCH	
710375-L	3/8 UNF	SINGLE BANJO BOLT, WITH SWITCH	
810100-L	M10 x 1	DOUBLE BANJO BOLT, WITH SWITCH	
810125-L	M10 x 1.25	DOUBLE BANJO BOLT, WITH SWITCH	

POWERHOSE TOOLS

VT62	MANDREL FOR MAKING ENDS ON POWERHOSE This handy tool is used to open up the braiding when making up DIY Powerhose and holding banjos when tightening up the socket nut.	
WC6	WIRE & ROPE CUTTER High carbon steel parrot nosed cutters are perfect for cutting cable wire, conduit and brake hose, neatly and quickly	

HYDRAULIC FLUID

This is used in most 'standard' brake and clutch systems. Consult your Motorcycle Handbook for the correct fluid to use.



VBF5-500
Dot 5.1 HYDRAULIC FLUID,
500ml
Non – Silicon base
Required for high temperature applications. Typical dry boiling point 275 °C



VBF 250
Dot 4 HYDRAULIC FLUID,
250ml Standard applications.

MINERAL OIL

This is used on some Magura systems including the Hymec clutch conversion and some KTM clutch systems. If you are unsure as to which fluid you should use, consult your motorcycle handbook.



0721820


MAGURA MINERAL OIL, 'Blood'
100 ml











0688504

MAGURA MINERAL OIL, 'Blood'
1 Litre

SPIROWRAP - Covers and protects brake lines or electrical cables

3SPB	3mm ID opening up to required diameter	BLACK	
3SPN	3mm ID opening up to required diameter	NEUTRAL	
3SPR	3mm ID opening up to required diameter	RED	

PROTECTION

VIN135FR	HEAT SHRINK TUBING - BLACK sold per meter Will fit 13mm O.D. when not shrunk Shrinks to approx. 9-8mm	
NRL50	Black Rigid Nylon Tube 8mm id x 10mmØ x 1M	
NRL50/WHITE	White Rigid Nylon Tube 8mm id x 10mmØ x 1M	
NRL50/BLUE	Blue Rigid Nylon Tube 8mm id x 10mmØ x 1M	
NRL50/GREEN	Green Rigid Nylon Tube 8mm id x 10mmØ x 1M	
NRL50/ORANGE	Orange Rigid Nylon Tube 8mm id x 10mmØ x 1M	
NRL50/RED	Red Rigid Nylon Tube 8mm id x 10mmØ x 1M	
NRL50/YELLOW	Yellow Rigid Nylon Tube 8mm id x 10mmØ x 1M	

CABLE COAT

VWK010 - Covers and protects brake lines or electrical cables. 3M of expandable PET sleeving. Supplied with shrink sleeves to retain and finish ends neatly. Available in Black, Red, Neon Green, Blue, Yellow





CABLE KITS


- ▶ Emergency roadside repair kits
- ▶ Clutch cable kits
- ▶ Single throttle cable kits
- ▶ Twin throttle cable kits
- ▶ Workshop cable kit boxes
- ▶ Standard black finish
- ▶ Coloured finish
- ▶ Stainless steel braided finish



Cable kits can be made in a range of colours. As well as the standard black (Subject to availability)

BRAIDED KITS

Stainless steel braided conduit with clear PVC cover to protect paint work. All supplied fittings are chrome plated. Can also be used with some standard fittings. Kits are designed for Metric bikes M6 and M8 threads. Picture on right shows cables made up and available for Yamaha models.



BRAIDED CLUTCH CABLE KIT



U01- 1 - 200

Note: Yamaha fittings
2M of inner and nylon lined S/S outer cable
 Sufficient fittings to meet most needs.

Inner cable - **2mmø**
 Outer conduit - **8mmø**

BRAIDED THROTTLE CABLE KITS

U01- 4 - 200 - open and close
U01- 4 - 175 - single throttle

Note: Yamaha fittings
2M of inner and nylon lined braided outer cable. Sufficient fittings to meet most needs.

Inner cable - **1.5mmø**
 Outer conduit - **6mmø**



VWK019

WORKSHOP BRAIDED CLUTCH CABLE KIT



10M S/S braided conduit with PVC jacket
10M of 2mmø galvanised wire
 - Range of Nipples and high quality chrome fittings
 - The fittings are based on Yamaha motorbikes

Inner cable - **2mmø**
 Outer conduit - **8mmø**
 Additional fittings, conduit and wire can be purchased separately as required. You will need a basic soldering kit to solder the required nipples in place

VWK020

WORKSHOP BRAIDED THROTTLE CABLE KIT

10M S/S braided conduit with PVC jacket
10M of 1.5mmø galvanised wire
 - Range of Nipples and high quality chrome fittings
 - The fittings are based on Yamaha motorbikes

Inner cable - **1.5mmø**
 Outer conduit - **6mmø**
 Additional fittings, conduit and wire can be purchased separately as required. You will need a basic soldering kit to solder the required nipples in place



VWK018 - WORKSHOP BRAIDED CLUTCH & THROTTLE CABLE KIT

- **20M** stainless steel braided conduit (Nylon lined with PVC jacket) (10M - 6mm, 10M - 8mm)
- **20M** Galvanised inner wire. (10M - 1.5mm, 10M - 2mm)
- Range of nipples and high quality chrome fittings are included.
- The fittings are based on Yamaha motorbikes
- Combines the clutch and throttle kits in a storage box.
- WC6 wire and rope cutter included



STANDARD KITS

VWK001 - ROADSIDE REPAIR KIT



Wire lengths **1.63M** Throttle and a clutch inner cable, together with a range of fittings. Solderless nipples which can be fitted with a screwdriver and special aluminum trumpet nipples. The shaft of the trumpet nipple can be crimped onto the wire with pliers. The kit is supplied with a robust nylon bag, ideal for stowing away on the bike until you need it.

Components Included

Clutch	Throttle
P19/2 x 1.63M	R77/1 x 1.63M
1 x N8	2 x BNS575
1 x N10	1 x BNS6
1 x BN1013L	
1 x HK316	
1 x BNS8	
2 x TN124	

U01-1-100 - UNIVERSAL CLUTCH CABLE



1.35M Standard black PTFE lined conduit
1.6M Galvanised inner wire
 Selection of fittings.
 One end of the inner wire is fitted with a Barrel nipple (BN610). The other end will need to be cut to length and the required nipple soldered in place. Basic soldering kit is needed to solder the nipples in place.
 U01-1-101 – Imperial thread adjusters:
 5/16 UNF & 1/4 BSF

Components Included

LB3TS 7mmø	1 x TN24
P19/2 2mmø	1 x A8125/42
1 x BN610	1 x LN8125
1 x F101	1 x M4002
1 x F103	1 x N8
1 x BN89L	1 x N10

U01-1-102 - UNIVERSAL CLUTCH CABLE



2.35M Standard black PTFE lined conduit
2.6M Galvanised inner wire
 Selection of fittings.
 One end of the inner wire is fitted with a Barrel nipple (BN610). The other end will need to be cut to length and the required nipple soldered in place. Basic soldering kit is needed to solder the nipples in place.
 U01-1-103 – Imperial thread adjusters:
 5/16 UNF & 1/4 BSF

Components Included

LB3TS 7mmø	1 x TN24
P19/2 2mmø	1 x A8125/42
1 x BN610	1 x LN8125
1 x F101	1 x M4002
1 x F103	1 x N8
1 x BN89L	1 x N10

U01-4-100 / U01-4-101 - UNIVERSAL THROTTLE CABLE



1.35M Standard black PTFE conduit
1.6M Galvanised inner wire
 Selection of fittings.
 One end of the inner wire is fitted with a carburetor nipple (EE7). The other end will need to be cut to length and the required nipple soldered in place. Basic soldering kit is needed to solder the nipples in place.
 U01-4-100 – **6mm Outer Conduit**
 U01-4-101 – **5mm Outer Conduit**

Components Included

1.35M Outer Conduit	1 x F82B
1.6M R77/1 1.5mmø	2 x F89
1x BN608	1 x F89B
1x BN575	1 x A61B
1 x BN610	1 x LN6100
1 x BN642	2 x M5931
1 x A6100/32/1	1 x BA5
1 x BN575/55	

U01-4-102 / U01-4-103 - UNIVERSAL THROTTLE CABLE



2.35M Standard black PTFE conduit
2.6M Galvanised inner wire
 Selection of fittings.
 One end of the inner wire is fitted with a carburetor nipple (EE7). The other end will need to be cut to length and the required nipple soldered in place.
 Basic soldering kit is needed to solder the nipples in place.
U01-4-102 – 6mm Outer Conduit
U01-4-103 – 5mm Outer Conduit

Components Included

2.35M Outer Conduit	1 x F82B
2.6M R77/1 1.5mmø	2 x F89
1x BN608	1 x F89B
1x BN575	1 x A61B
1 x BN610	1 x LN6100
1 x BN642	2 x M5931
1 x A6100/32/1	1 x BA5
1 x BN575/55	

U01-4-125 - UNIVERSAL SPLITTER THROTTLE CABLE KIT



Universal throttle cable kit with Splitter / Junction Box. The kit comprises of one cable entering a junction box slider which is then connected to two separate cables. The cable kit supplied should be finished off as required. You will need to select the required fittings to finish the 3 ends of the cable. A variety of fittings are supplied to suit most applications. The standard conduit has a black PVC outer cover. Other junction boxes and cable components are available separately, see our cable components section.

1 into 3 J/boxes also available.

33mm maximum stroke

Single (top cable) Inner: **1.75M** Outer: **1.5M**

Twin (lower cables) Inner: **0.75M** Outer: **0.5M**

For a full list of components in this kit, please download the product PDF available for download on our website.

U01-4-150 – LATE HONDA, SUZUKI, YAMAHA, KAWASAKI UNIVERSAL PUSH PULL THROTTLE CABLE KIT (1.35M)



Push/Pull universal throttle cable kit
 - 2 x **1.35M** Black conduit + PTFE liner
 - 2 x **1.6M** Galvanised inner wire
 - Selection of common fittings
 - Barrel nipples **6mm O.D. x 5mm** fitted one end of wires.
 - Fittings can be adapted for a range of late models. A soldering kit is needed to solder the nipples in place.

Components Included

LB2TS 6mmø	2 x F89
R77/1 1.5mmø	2 x F82G
BN575/55 (soldered)	2 x FB22W
2 x BNS575	2 x A6100/25
2 x BNS6	4 x LN6100
2 x BN608	1 x FB10125
2 x BN610	1 x FB8
4 x M5931	1 x FB13
2 x TW6	1 x FB14
1 x TB3A	1 x M6903
1 x TB3B	

U01-4-151 – LATE HONDA, SUZUKI, YAMAHA, KAWASAKI UNIVERSAL PUSH PULL THROTTLE CABLE KIT (2.35M)



Push/Pull universal throttle cable kit
 - 2 x **2.35M** Black conduit + PTFE liner
 - 2 x **2.6M** Galvanised inner wire
 - Selection of common fittings
 - Barrel nipples **6mm O.D. x 5mm** fitted one end of wires.
 - Fittings can be adapted for a range of late models. A soldering kit is needed to solder the nipples in place.

Components Included

LB2TS 6mmø	2 x F89
R77/1 1.5mmø	2 x F82G
BN575/55 (soldered)	2 x FB22W
2 x BNS575	2 x A6100/25
2 x BNS6	4 x LN6100
2 x BN608	1 x FB10125
2 x BN610	1 x FB8
4 x M5931	1 x FB13
2 x TW6	1 x FB14
1 x TB3A	1 x M6903
1 x TB3B	

VWK002 - WORKSHOP CLUTCH CABLE KIT



5M of 7mm PTFE conduit, black PVC cover.

5m of 2mm \varnothing galvanised inner strand wire. Range of nipples and high quality fittings are included.

Fittings can be adapted for a range of uses. Additional fittings, conduit and wire can be purchased separately as required. You will need a basic soldering kit to solder the nipples in place.

Components Included

LB3TS 7mm \varnothing	10 x TN24
P19/2 2mm \varnothing	5 x BN610
5 x M4002	5 x F100
1x A61B	5 x F101
5 x BN89L	5 x F103

VWK003 - WORKSHOP THROTTLE CABLE KIT



5M of 5mm PTFE conduit, black PVC cover

5m of 1.5mm \varnothing galvanised inner wire rope.

Range of nipples and high quality fittings are included.

Fittings can be adapted for a range of uses. Additional fittings, conduit and wire can be purchased separately as required. You will need a basic soldering kit to solder the nipples in place.

Components Included

LB1TS 5mm \varnothing	20 x F1
R77/1 1.5mm \varnothing	10 x F2B
10 x M5931	1 x A675B
20 x EE7	2 x M6902
5 x BN575/55	

U01-4-600A - 600A FAST ACTION THROTTLE & UNIVERSAL CABLE KIT



Supplied with 1.5mm \varnothing inner wire and **1.35M** of PVC covered conduit. The conduit is manufactured with low friction Teflon liner for smooth operation. One cable end is finished to suit the 600A throttle. The other end will need to be cut to length and the required nipple soldered in place.

Components Included

1 x 600A	1 x BN575/55
LB1TS 1.3m	1 x A6100/25
R77/1 1.3m	2 x LN6100
1 x BNS575	1 x A8125/25
3 x BN608	2 x LN8125
1 x M5931	1 x F2B
1 x F1	1 x F89B
1 x FB22W	1 x ATB675
1 x M6902B	

U01-11-100 - UNIVERSAL EXUP CABLE REPAIR KIT



Repair kit for replacing EXUP / Powervalve cable inner wires using solderless nipples. Comes with 2 lengths of **1.3M** stainless steel inner wires with die cast BNS575 (5mm O.D. x 7.5mm) barrel nipples. Included in the bag are 2 BNS6 (6mm O.D. x 10mm) solderless barrel nipples with 2mm grub screws. Use the included **2mm Allen keys** to tighten nipples in place. Fitting instructions included.

Components Included

2 x BN575 (cast)	R77/1SS 1.3m x2
2 x BNS6	2 x 2mm Allen keys

U01-4-888 - UNIVERSAL 'FAST ACTION' T/GRIP CONVERSION

'Fast action' push / pull throttle complete with universal cables. The cables are supplied with a range of fittings enabling the cables to be cut to length and completed with required carb or injector end fittings. Throttle supplied with additional faster action rotor. Standard rotor pulls 36mm in 90°. Faster action rotor pulls 36mm in 80°. Cables can be ordered separately: U01-4-888/A

Components Included

888 x 1	F89 x 4
888/80 x 1	F89B x 2
LB2TS 1.3M x 2	F82 x 2
R77/1 2M x 2	FB22W x 2
BA6 x 2	FB10125 x 2
BN610 x 2	A6100/25 x 2
BN608 x 2	A6100/32 x 2
BN575 x 2	ACS825 x 2
BN575/55 x 2	LN6100 x 8
BNS575 x 2	LN8125 x 4
BNS6 x 2	M5931 x 4
PV101/2 60mm x 2	

Twist grip also available in
3 coloured finishes



VWK005 - WORKSHOP THROTTLE & CLUTCH CABLE KIT

Typical application: motorcycle clutch and throttle cables. **10M** PTFE lined conduit (with a black PVC cover); **10M** Galvanised inner wire. Range of nipples and high quality fittings included. Enough fittings in the kit to make at least 10 cables. Additional fittings, conduit and wire can be purchased separately as required. You will need to solder the nipples in place.

Box dimensions H 300mm W 370mm D 267mm

Components Included

10M x LB1TS 5 mm	40 x F1
∅	
10M x R77/1 1.5mm	20 x F2
∅	
20 x M5931	3 x A675B
40 x EE7	4 x M6902
10 x BN575/55	
10M x LB3TS 7mm	25 x TN24
∅	
10M x P19/2 2mm	10 x BN610
∅	
10 x M4002	10 x F100
3 x A61B	10 x F101
10 x BN89L	10 x F103
3 x A 8125/42	25 x TN17
12 x LN8125	25 x TN24A
3 x A8125/25	25 x BA5
3 x A6100/32	10 x BN1010L
6 x LN6100	10 x BN1013L
1 x WC6	1 x FB10125
2 x FB22W	1 x FB8
1 x FB13	1 x FB14
1 x FB23	1 x FB26
1 x 3916.02.5776	1 x
	3916.02.5777-00
1 x 2491.02.3795	



VDEC – UNIVERSAL DECOMPRESSOR KIT



For two-stroke engines to fit 14mm spark plug thread. For use with short-reach cylinder heads.

Replacement cable only: V01-6-002

Includes BNS575 solderless nipple, 511.07 Aluminum lever for 22mm bars, DE5 valve assembly, 511.02.590 Adjuster (M5x0.8x20)

U01-1-201 : HARLEY DAVIDSON UNIVERSAL CLUTCH CABLE KIT - BLACK

Cable kit is extra-long, 2080mm (82 inches) and comes in a black PVC coated longitudinal steel outer conduit (9.00mm O.D) and includes end fittings to match the clutch lever.

The end fittings provided include a loose stepped ferrule with a body O.D of 12.00mm and a nose O.D of 8.80mm and an attached threaded adjuster which is 5/16th UNF thread of 12.7mm (1/2 inch) in length.

The wire (2.50mm strand) has a fixed sleeve nipple on one end of 6.2mm (1/4 inch) O.D. and has a loose adjustable barrel nipple of 10.00mm O.D by 19.07mm (3/4 inch) to locate as necessary by securing with the 2.5mm hex grub screw.

This kit is also provided with a small tube of adhesive for bonding the conduit end fittings to the PVC coating.



U01-1-202 : HARLEY DAVIDSON UNIVERSAL CLUTCH CABLE KIT - BRAIDED

Cable kit is extra-long, 2080mm (82 inches) and comes in clear PVC coated braided steel outer conduit (9.70mm O.D) and includes end fittings to match the clutch lever.

The end fittings provided include a loose stepped ferrule with a body O.D of 12.00mm and a nose O.D of 8.80mm and an attached threaded adjuster which is 5/16th UNF thread of 12.7mm (1/2 inch) in length.

The wire (2.50mm strand) has a fixed sleeve nipple on one end of 6.2mm (1/4 inch) O.D. and has a loose adjustable barrel nipple of 10.00mm O.D by 19.07mm (3/4 inch) to locate as necessary by securing with the 2.5mm hex grub screw.

This kit is also provided with a small tube of adhesive for bonding the conduit end fittings to the PVC coating.



U01-4-402 : HARLEY DAVIDSON UNIVERSAL THROTTLE CABLE KIT BLACK, PUSH FITTINGS

Cable kit comes with push-fit end fittings for the throttle twistgrip housing, designed to suit a wide range of models. The black PVC coating protects the wound steel conduit which is extra-long, 1350mm (53 inches) of 6.00mm O.D and so allows for fittings to bikes with high handlebars.

The end fittings provided include an attached stepped ferrule with a body O.D of 8.00mm and a nose O.D of 5.50mm and a collection of loose push-fit ferrule bends which have a nose of either 6.30mm (1/4 inch) or 5.30mm and the range of angles to give you a choice of either 90° or 75° bends.

The wire (1.20mm rope) has a fixed ball nipple on one end of 4.30mm O.D. and has a loose adjustable barrel nipple of 6.00mm O.D by 10.00mm to locate as necessary by securing with the 1.5mm hex grub screw.

This kit is also provided with a small tube of adhesive for bonding the conduit end fittings to the PVC coating.



U01-4-403 : HARLEY DAVIDSON UNIVERSAL THROTTLE CABLE KIT BLACK, THREADED FITTINGS

Cable kit comes with threaded end fittings for the throttle twistgrip housing, designed to suit a wide range of models. The black PVC coating protects the wound steel conduit which is extra-long, 1350mm (53 inches) of 6.00mm O.D and so allows for fittings to bikes with high handlebars.

The end fittings provided include an attached stepped ferrule with a body O.D of 8.00mm and a nose O.D of 5.50mm and a collection of loose threaded ferrule bends which have a threaded nose of either 1/4 inch x 20 UNC or 5/16 inch x 18 UNC and the range of angles to give you a choice of either 90° or 75° bends.

The wire (1.20mm rope) has a fixed ball nipple on one end of 4.30mm O.D. and has a loose adjustable barrel nipple of 6.00mm O.D by 10.00mm to locate as necessary by securing with the 1.5mm hex grub screw.

This kit is also provided with a small tube of adhesive for bonding the conduit end fittings to the PVC coating.



**U01-4-404 : HARLEY DAVIDSON
UNIVERSAL THROTTLE CABLE KIT
BRAIDED, PUSH FITTINGS**

Cable kit comes with push-fit end fittings for the throttle twistgrip housing, designed to suit a wide range of models. The clear PVC coating protects the braided stainless steel conduit which is extra-long, 1350mm (53 inches) of 7.00mm O.D and so allows for fittings to bikes with high handlebars. The end fittings provided include an attached stepped ferrule with a body O.D of 8.00mm and a nose O.D of 5.50mm and a collection of loose push-fit ferrule bends which have a nose of either 6.30mm (1/4 inch) or 5.30mm and the range of angles to give you a choice of either 90° or 75° bends. The wire (1.20mm rope) has a fixed ball nipple on one end of 4.30mm O.D. and has a loose adjustable barrel nipple of 6.00mm O.D by 10.00mm to locate as necessary by securing with the 1.5mm hex grub screw. This kit is also provided with a small tube of adhesive for bonding the conduit end fittings to the PVC coating.



**U01-4-405 : HARLEY DAVIDSON
UNIVERSAL THROTTLE CABLE KIT
BRAIDED, THREADED FITTINGS**

Cable kit comes with threaded end fittings for the throttle twistgrip housing, designed to suit a wide range of models. The clear PVC coating protects the braided stainless steel conduit which is extra-long, 1350mm (53 inches) of 7.00mm O.D and so allows for fittings to bikes with high handlebars. The end fittings provided include an attached stepped ferrule with a body O.D of 8.00mm and a nose O.D of 5.50mm and a collection of loose threaded ferrule bends which have a threaded nose of either 1/4 inch x 20 UNC or 5/16 inch x 18 UNC and the range of angles to give you a choice of either 90° or 75° bends. The wire (1.20mm rope) has a fixed ball nipple on one end of 4.30mm O.D. and has a loose adjustable barrel nipple of 6.00mm O.D by 10.00mm to locate as necessary by securing with the 1.5mm hex grub screw. This kit is also provided with a small tube of adhesive for bonding the conduit end fittings to the PVC coating.





Cable Components

- ▶ Cable
- ▶ Adjusters
- ▶ Clevises
- ▶ Ferrules
- ▶ Junction Box
- ▶ Nipples
- ▶ Rubber Equipment
- ▶ Tubes / Sleeves
- ▶ Bushes
- ▶ Conduit Liner
- ▶ Flexible Drive Components
- ▶ Nuts
- ▶ Protection Equipment
- ▶ Springs



COMPONENT GUIDE

CONDUIT	LINER	WIRE ROPE	WIRE STRAND	FERRULES
LB 1 TS 5mm O.D.	PT101/1 (included)	R77/0SS R77/1SS	P19/0SS P19/1SS	F1, F2
LB 2 TS 6mm O.D.	PT 101/2 (included)	R77/1SS R77/2SS	P19/2SS	F89, F82, F89B, F201
LB 3 TS 7mm O.D.	PT 101/3 (included)	R77/2SS	P19/2SS P19/2A	F100 F101
T4 NS 9.4mmO.D.	NRL10 (included)	R77/3	P19/3 P19/4	FT4LN, FT4SN FT48N
LB2NS/B (braided)	(Included)	R77/0 R77/1 or SS	P19/0 P19/1 or SS	F35, F89B, F89, F82G
LB3NS/B (braided)	(Included)	R77/1 R77/2 or SS	P19/1 P19/2 or SS	F7C, F8C, F9GC

INNER CABLE

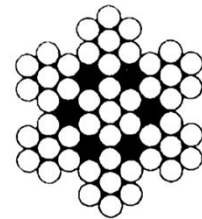
- 7x7 wire rope for applications such as throttle cables (for its flexibility and performance)
- 19 strand cored wire for strength and minimum stretch applications such as brake or clutch cables.
- You may also choose between galvanised steel inner (as used in our universal kits for easy soldering) or stainless steel inner (for the 'Featherlight' specification).

Please note: If you intend to solder nipples onto a stainless steel inner you will need a special silver solder and flux. More information about soldering nipples can be found on our F.A.Q.s page on our website.

7 x 7 STRAND WIRE ROPE (sold per meter tolerances on \varnothing are +/- 8%)

R77/0	Galvanised steel	(Superlight)	1.25mm \varnothing
R770SS	Stainless steel	(Featherlight)	1.20mm \varnothing
R77/1	Galvanised steel	(Superlight)	1.50mm \varnothing
R77/1SS	Stainless steel	(Featherlight)	1.50mm \varnothing
R77/2	Galvanised steel	(Superlight)	2.00mm \varnothing
R77/2SS	Stainless steel	(Featherlight)	2.00mm \varnothing
R77/3	Galvanised steel	(Superlight)	2.50mm \varnothing


7 x 7
(6/1)



1 x 19 STRAND CORDED WIRE (sold per meter tolerances on \varnothing are +/- 8%)

P19/0	Galvanised steel	(Superlight)	1.25mm \varnothing
P19/0SS	Stainless steel	(Featherlight)	1.25mm \varnothing
P19/1	Galvanised steel	(Superlight)	1.50mm \varnothing
P19/1SS	Stainless steel	(Featherlight)	1.50mm \varnothing
P19/2	Galvanised steel	(Superlight)	2.00mm \varnothing
P19/2SS	Stainless steel	(Featherlight)	2.00mm \varnothing
P19/2A	Galvanised steel	(Superlight)	2.25mm \varnothing
P19/3	Galvanised steel	(Superlight)	2.50mm \varnothing
P19/4	Galvanised steel	(Superlight)	3.00mm \varnothing

1 x 19



NB. Nipples will need to be drilled to suit inner wire larger than 2.25mm.

OTHER AVAILABLE TYPES OF INNER

P1/148	Spring steel wire, single strand (Piano wire)	1.48mm \varnothing
P19/7	Stainless steel 7 x 19 (Industrial use only)	2.00mm \varnothing
130R34E	Speedo Shafting Right Hand	3mm \varnothing
150R34E	Speedo Shafting Right Hand	3.7mm \varnothing

LINED OUTER CONDUIT

Our outer casing consists of a steel spiral casing with a commercial PVC sheath extruded over it. Designed to cope with the rigours of motorcycle use, it has flexibility and compression you would expect from the outer used in our ready-made cables.

The conduit is available either with an acetyl liner, allowing you to construct cables to our Superlight specification, or with a Teflon liner, as used in our Featherlight range of cables.

Outer Conduit Type (sold per meter tolerances on \varnothing are +/- 5%)	Part Details	
	Part ref.	I.D.mm x O.D. mm
TEFLON LINED OUTER Available in a wide range of colours (subject to availability)	LB1TS	1.90 x 5.0 incl liner
	LB2TS	2.40 x 6.0
	LB3TS	2.92 x 7.0
HEAVY DUTY NYLON LINED OUTER Twin wire casing (black only)	T4NS	3.10 x 9.4 incl liner
SPEEDO / TACHO OUTER Twin Wire Speedo Casing	170C3	3.4mm x 8mm

WC6 Parrot nosed Wire cutters	T.0462/P In line stop switch less cap & cover	M1012/2673 Neoprene cover/cap for micro switch set
		

WORK SHOP KITS

Our workshop kits contain the more popular sized fittings from the hundreds of different nipples, ferrules and other cable components we stock. We recommend these kits are purchased as a base from which to build a more personal selection.

NIPPLE KIT

Contains 18 of the most popular cable nipples in current use, made up of ball, barrel and trumpet nipples, all manufactured in brass, some with zinc plating

<u>Barrel Nipples</u>	<u>Carb nipples</u>
25 x BN56	50 x EE7
50 x BN575	
25 x BN5575	<u>Ball Nipples</u>
25 x BN575/55	50 x BA5
50 x BN6	
50 x BN608	
50 x BN610	<u>Trumpet nipples</u>
25 x BN642	25 x TN17
50 x BN89L	75 x TN24
25 x BN813L	50 x TN24A
25 x BN1010L	25 x TN6
25 x BN1012L	











ADJUSTER & FERRULE KIT

This kit contains cable end ferrules as well as popular end adjusters. Components are manufactured from either brass or mild steel (zinc plated) and can be individually topped up at any time.

<u>Ferrules</u>	<u>Adjusters</u>
50 x F1	10 x A8125/42
50 x F2	3 x ACS850
50 x F35	10 x A26B
25 x F82	5 x ACS825
25 x F89	5 x ACS836
25 x F89B	10 x A6100/32
10 x FR166	
25 x F100	<u>Lock Nuts</u>
25 x F101	46 x LN8125
10 x F102	20 x LN250B
25 x F103	20 x LN6100
10 x F115	




CABLE COMPONENTS		
Part No	Description	Images not to scale
ADJUSTERS		
A10125/22	HONDA T/GRIP ADJUSTER M10 x 1.25 x 22mm	
A10125/22/S	600A SLOTTED ADJUSTER & LOCKRING M10 x 1.25 x 22mm	
A26B	STEEL ADJ SCREW 1/4 BSF x 1 1/2" (26 TPI)	
A31/137C	ADJ SCREW 5/16 BSC x 1 5/16" (26 TPI)	
A31/137U	ADJ SCREW 5/16 UNF x 1 3/8" (24 TPI)	
A6075/15	STEEL ADJ SCREW M6 x 0.75 X 15mm	
A6075/17	STEEL ADJUSTER SCREW	
A6075/20	STEEL ADJ SCREW M6 x 0.75 X 20mm (MIKUNI CARB)	
A6075/40	ADJUSTER & ADJUSTER NUT - BLACK	
A6100/15	STEEL ADJ SCREW M6 x 1.0 x 15mm	
A6100/20	STEEL ADJ SCREW M6 x 1.0 x 20mm	
A6100/25	STEEL ADJ SCREW M6 x 1.0 x 25mm	
A6100/32/1	STEEL ADJ SCREW M6 x 1.0 X 32mm	
A675B	MIDWAY ADJUSTER, THREAD 20mm LONG Suited for LB1 conduit, use F2B ferrules for each end. Wire up to 2mm	
A61B	MIDWAY ADJUSTER. THREAD 32mm LONG Suited for LB2 conduit, use F89 stepped ferrule on the adjuster stem end, and F89B standard ferrule (7mm) on the other end. It can also be used with LB3 conduit using F101 stepped ferrules. Wire up to 2.5mm	
A7100/16	STEEL ADJUSTER SCREW-ZINC/CLEAR	
A7100/40	BRASS ADJ SCREW M7 x 1.0 x 40mm	
A7324	BRASS ADJ SCREW 7/32" – 40UN x 25mm (AMAL CARB)	
A8100/17	STEEL ADJ SCREW M8 x 1.0 x 17mm (supplied with L/nut)	
A8100/27	STEEL ADJ SCREW M8 x 1.0 x 27mm	
A8100/42	STEEL ADJ SCREW M8 x 1.0 x 42mm	
A8125/25	STEEL ADJ SCREW M8 x 1.25 x 25mm	
A8125/42	STEEL STEEL ADJ M8 x 1.25 x 42mm	
A812530/25	YAMAHA C/LEVER ADJ M8 x 1.25 x 25mm	
ACS750	STEEL ADJ SCREW M7 x 1.0 x 50mm CRIMP TYPE	

CABLE COMPONENTS		
Part No	Description	Images not to scale
ACS8-25, 36, 50mm	STEEL ADJ SCREW M8 x 1.25 x (length) CRIMP TYPE	
ACS840C	CHROME ADJUSTER ASSY – CRIMP TYPE M8 x 1.25mm x 50mm (includes 2 Chrome L/nuts)	
AS250B	STEEL ADJ STEM 1/4 BSF x 2 1/2"	
AS250U	STEEL ADJ STEM 1/4 UNF x 2 3/8"	
AS508/70	STEEL ADJ STEM M5 x 0.8 x 70mm	
AS610/133	STEEL ADJ STEM M6 x 1.0 x 133mm (OVERALL LENGTH)	
AS610/133/1	STEEL ADJ STEM – FOR LARGER WIRE (3mm)	
AS610/82	STEEL ADJ STEM 6 x 1 x 82mm	
AS610/82/1	STEEL ADJ STEM 6 x 1 x 82mm – FOR (3mm) WIRE	
ASB6	BRASS/NICKEL ADJ SLEEVE M6 x 0.75 x 24mm	
ASB61	BRASS/NICKEL ADJ SLEEVE M6 x 1.0	
ASB71	BRASS/NICKEL ADJ SLEEVE M7 x 1.0	
ASB81	BRASS/NICKEL ADJ SLEEVE M8 x 1.0	
ATB675	45 Deg STEEL TUBE M6 x 0.75 thread-worked	
BUSHES		
RB10M10	ALUM. BUSH 10x10	
RB10M12S	STEEL BUSH 10x10	
RB6M20	ALUM REDUCING BUSH 6mmØ 20mm NOSE	
RB7M20	ALUM REDUCING BUSH 7mmØ 20mm NOSE	
RB7M7C	FERRULE BUSH CHROME 7mmØ 7mm NOSE	
RB8M20	ALUM REDUCING BUSH 8mmØ 20mm NOSE	
RB8M6	ALUM REDUCING BUSH 8mmØ	
CLEVISES		
HK316	CLEVIS 6mm HOLE (1/4") x 1"	
HK26	CLEVIS PIN FOR HK316	
VSP002	SPLIT PIN 1/16" X 3/4" ZINC	

CABLE COMPONENTS		
Part No	Description	Images not to scale
HK315	CLEVIS 5mm (3/16") HOLE x 1"	
HK/SLM5F11	SAFETY FASTENER M5 FOR CLEVIS PIN	
HK/NBM5F1	CLEVIS PIN FOR HK315	
CONDUIT LINER		
PT101/1	TEFLON LINER 2.1mmØ x 1.8mm I/D FOR LB1NS	
PT101/2	TEFLON LINER 3.43mmØ x 2.67mm I/D FOR LB2NS	
PT101/3	TEFLON LINER 3.68mmØ x 2.92mm I/D FOR LB3NS	
FERRULES		
F1	CAP FERRULE LB1TS 5.5mmØ O.D. (0.2165")	
F2B	CAP FERRULE LB1TS 6.3mmØ (1/4")	
F35	CAP FERRULE LB2TS CONDUIT 6.35mmØ	
F89B	CAP FERRULE LB2TS CONDUIT 7mmØ	
F100	CAP FERRULE LB3TS CONDUIT 8mmØ	
F82	STEPPED FERRULE LB2TS 5mmØ NOSE	
F82G	STEPPED FERRULE LB2TS 5mmØ NOSE / GROOVED	
F101	STEPPED FERRULE LB3TS 6.5mmØ NOSE	
F103	STEPPED FERRULE LB3TS 7mmØ NOSE	
F115	STEPPED FERRULE LB3TS 5mmØ NOSE	
F89	LONG NOSE STEPPED FERRULE LB2TS 6mmØ NOSE	
F160	LONG NOSE STEPPED FERRULE LB3TS 6mmØ NOSE	
F60MOD	LONG NOSE FERRULE FOR LB2TS 6mmØ NOSE	
FT48N	ALLOY STEPPED FERRULE 8mmØ (T4NS CONDUIT)	
FT4LN	ALLOY STEPPED FERRULE 6.5mmØ (T4NS CONDUIT)	
FT4SN	ALLOY SHORT NOSE FERRULE 6.5mmØ (T4NS CONDUIT)	
F102	ALLOY FERRULE LB3TS 11mmØ	
F105A	ALLOY FERRULE LB3TS 12mmØ	
F90	AMAL 'TOP HAT' 6.02mm O.D. NOSE 8.73mm shoulder dia, 6.55mm nose length, suitable for LB1TS conduit	

CABLE COMPONENTS		
Part No	Description	Images not to scale
F88G	GROOVED FERRULE 6.75mmØ LB1TS (Kawasaki)	
F9GC	STEPPED FERRULE CHROME	
F8C	FERRULE CHROME - 8mmØ NOSE	
F7C	FERRULE CHROME - 6.93mmØ NOSE, 8.55mm	
FR166H	ALLOY FERRULE (HONDA) (<i>'O' ring part number 05353S-007</i>)	
FY014	ALLOY STEPPED FERRULE 7.5mm nose dia, 10mm NOSE	
FERRULE BENDS		
ATB675	STEEL ADJ TUBE ASSEMBLY M6 x 0.75 WITH 45DEG BEND	
FB10125	FERRULE BEND - HONDA, FINISHED IN BLACK	
FB10125/1	FERRULE BEND - HONDA - ZINC & CLEAR	
FB22W	FERRULE TUBE 45DEG BEND - NOSE 5.7mm O.D.	
FB1C	FERRULE BEND ASSY CHROME – M6 x 1mm 95deg	
FB2C	FERRULE BEND ASSY CHROME – M6 x 1mm 95deg	
FB3C	FERRULE BEND ASSY CHROME – YAMAHA THROTTLE	
FB4C	FERRULE BEND ASSY CHROME – YAMAHA THROTTLE	
FB5C	FERRULE BEND CHROME - YAMAHA CLUTCH	
FB6.50	FERRULE BEND - HUSQVARNA CLUTCH	
FB6C	FERRULE BEND CHROME - YAMAHA CLUTCH	


CABLE COMPONENTS		
Part No	Description	Images not to scale
FB7C	FERRULE BEND CHROME - YAMAHA CLUTCH	
FB8	FERRULE BEND WITH JOINT NUT - HONDA	
FB13	FERRULE BEND SUZUKI THROTTLE OPEN BLACK	
FB13C	FERRULE BEND SUZUKI THROTTLE OPEN CHROME	
FB14	FERRULE BEND - SUZUKI THROTTLE CLOSE	
FB14C	FERRULE BEND CHROME - SUZUKI THROTTLE	
FB15	FERRULE BEND NYLON WITH ADJUSTER	
FB16	FERRULE BEND - NYLON KAWASAKI	<div style="display: flex; flex-direction: column; align-items: center;"> <div style="margin-bottom: 5px;">Side</div>  <div style="margin-bottom: 5px;">Top</div>  </div>
FB17	FERRULE BEND - SUZUKI	
FB18	FERRULE BEND – YAMAHA 45 deg tube bend 8mm Nose Dia Includes liner R77/2, P19/2 wire Crimp or glue direct to LB3TS	
FB19	LONG 70 DEG FERRULE BEND M8x1.25mm THREAD	
FB23	FERRULE BEND THROTTLE CLOSE (TRIUMPH) 85Deg ferrule bend with adjuster section 35mm long L/nut for twistgrip housing is M10x1mm x 11mm 10.5mmO.D. flange x 3mm thick to fit into twistgrip Interference fit to LB1TS (5mm) conduit with F2B ferrule Suitable for wire up to 1.5mmO.D. (R77/1)	
FB24	FERRULE BEND THROTTLE M6x0.75 (TRIUMPH) 70Deg ferrule bend suitable for LB1TS (5mm) conduit 40mm x 70mm Adjuster thread M6 x 0.75 x 30mm Supplied with 2 x L/nuts To suit wire up to 1.5mm O.D. (R77/1)	

CABLE COMPONENTS		
Part No	Description	Images not to scale
FB25	FERRULE BEND CLUTCH (HONDA) M8x1.25 45Deg ferrule bend 40mm x 50mm M8x1.25mm x 25mm 12mmO.D. shoulder at base of adjuster thread Suitable for wire up to 2mm Crimp or glue to LB3TS (7mm conduit)	
FB26	FERRULE BEND OPEN THROTTLE (TRIUMPH) 85 Deg Ferrule Includes tab mounting washer 13.62mm across center of holes Hole for twistgrip mounting screw is 5.5mmO.D. Adjuster and L/nut included. Suitable for crimping over 5mm conduit (LB1TS) with F1 ferrule first crimped or glued to conduit Twistgrip end has a 9mmO.D. x 14mm nose	
FB27	FERRULE BEND OPEN THROTTLE – CHROME Chrome Bend with plastic M6 x 1mm adjuster with L/rng 16.5mm thread length 65 deg bend over 25mm radius 10mm shoulder ferrule dia Nose to shoulder 20mm Nose diameter 6mm O.D. Length 70mm x Width 50mm	
FB8125	FERRULE BEND M8 x 1.25 - HONDA	
TGB1C	FERRULE BEND ASSY CHROME – YAMAHA THROTTLE	
TGB2C	FERRULE BEND ASSY CHROME – YAMAHA THROTTLE	
FLEXIBLE DRIVE COMPONENTS		
130R34E	SPEEDO SHAFTING 3mm R/H	
150R34E	SPEEDO SHAFTING 3.7mm R/H	
170C3	TWIN WIRE SPEEDO CASING .165 x.255	
RK2	SERIES E CIRCLIP FOR SE264 SPADE	
SE1230	FORKED SHAFT END 5.7 TO BE CRIMPED (FEMALE) 1.5mm SLOT	
SE264	SPADE END SQ FOR 150R34E	
SE36	SHAFT THRUST END 150R34E SPEEDO	
SE7915	DRIVE SOCKET FOR SUZUKI TO BE CRIMPED TO SHAFT (FEMALE) 1.5mm SLOT	
W23	FIBRE THRUST WASHER SPEEDOMETER	
UN13A	ALLOY UNION NUT M12 x 1.0 x (11mm LONG)	Used on Smiths Chronometric Clock
UN15	ALLOY UNION NUT HEX 1/2" x 26 TPI	
UN1610	MALE UNION NUT M16 x 1.0	
UN1815	ALLOY UNION NUT M18 x 1.5	
UN186	ALLOY UNION NUT M12 x 1.0 (15mm LONG)	Used on Veglia and Smiths Magnetic Clocks
UN2215	ALLOY UNION NUT M22 x 1.5	
UN383	ALLOY UNION NUT M16 x 1.0	
UN84	ALLOY UNION NUT HEX 1/2" (24mm LONG)	
JUNCTION BOXES		

CABLE COMPONENTS		
Part No	Description	Images not to scale
244	1:2 ROUND JUNCTION BOX, 33mm STROKE	
244/3	1:3 JUNCTION BOX, 42mm STROKE	
244/104	AMAL 1:2 JUNCTION BOX. 38mm STROKE	
244/2080	AMAL 1:3 JUNCTION BOX, 38mm STROKE	
NUTS		
FN6100	M6 X 1 HEX NYLOK NUT - STEEL-ZINC	
LN250B	LOCK NUT 1/4 BSF	
LN250BN	LOCK NUT 1/4BSF NYLOCK	
LN250U	LOCK NUT 1/4 UNF	
LN31B	LOCK NUT 5/16 BSF	
LN31U	LOCK NUT 5/16 UNF	
LN5080	LOCK NUT M5 x 0.8	
LN6075	LOCK NUT M6 x 0.75	
LN6100	LOCK NUT M6 x 1.0 STAINLESS	
LN7100	LOCK NUT M7 x 1.0 - STEEL-ZINC/CLEAR	
LN8100	LOCK NUT M8 x 1.0	
LN8125	LOCK NUT M8 x 1.25	
LR10125	LOCK RING M10 x 1.25 KNURLED	
UN12	RETAINING NUT M12 x 1 - YAMAHA	
UN121-25	SLEEVE NUT 12 x 1 x 25	
UN12W	THIS WASHER SUPPLIED AS PART OF UN12	
BALL NIPPLES		
BA11	BRASS BALL NIPPLE 11mmØ	
BA5	BRASS BALL NIPPLE 5mmØ	
BA6	BRASS BALL NIPPLE 6mmØ	
BARREL NIPPLES		
0412310	SLOTTED BARREL NIPPLE 8mm O.D x15mm For Magura Hymec Clutch slave cylinders	
BN1010L	BRASS BARREL NIPPLE 10mm x 10mm LOOSE	
BN1013L	BRASS BAR NIP 3/8"Ø x 1/2" LOOSE (10mm X 13mm)	

CABLE COMPONENTS		
Part No	Description	Images not to scale
BN1015L	BRASS BAR NIP 10mmØ x 15mm LOOSE	
BN12/10/16	BRASS BAR NIP 12/10mm x 16mm LOOSE	
BN1212S	BRASS BAR NIP 12mmØ x 12mm SLOTTED/LOOSE	
BN35	BRASS BAR NIP 3mmØ x 5mm (1.7mm)	
BN49	BRASS BAR NIP 5/16" (24mm) x 5/16" (2mm bore)	
BN575	BRASS BAR NIP 5mmØ x 7.5mm (1.9mm)	
BN575A	BRASS BAR NIP 5.75mmØ x 5.5mm (1.4mm BORE)	
BN575/55	BRASS BAR NIP 6mmØ x 5mm (1.9mm BORE)	
BN575/55A	BRASS BAR NIP 6mmØ x 5mm (1.4mm BORE)	
BN6	BRASS BAR NIP 4.75mmØ (3/16") x 4.75mm (3/16") (1.9mm BORE)	
BN608	BRASS BAR NIP 6mmØ x 8mm (2.1mm BORE)	
BN610	BRASS BAR NIP 6mmØ x 10mm (2.1mm BORE)	
BN6175	BRASS BAR NIP 6mmØ x 17.5mm	
BN642	BRASS BAR NIP 6mmØ x 4.2mm (1.7mm BORE)	
BN813L	BRASS BAR NIP 8mmØ x 13mm LOOSE	
BN89L	BRASS BAR NIP 8mmØ x 9mm LOOSE	
DN44	BRASS DRUM NIPPLE 4mmØ x 4mm	
DN68A	BRASS DRUM NIPPLE 6mmØ x 8mm	
EE5	BRASS CARB NIP 3mmØ x 3.2mm (1.5mm ID)	
EE5A	BRASS CARB NIP 3mmØ x 2.5mm (1.4mm ID)	
EE7	BRASS CARB NIP 3mmØ x 3mm (1.9mm ID)	
EE7A	BRASS CARB NIP 3mmØ x 2.5mm (1.9mm ID)	
N10	NYLON NIPPLE SLEEVE 3/8Ø (10mm)	
N8	NYLON NIPPLE SLEEVE 8mmØ	
SN815	SLEEVE NIPPLE - SWAGED 8MM x 15MM Mild Steel hole 2.75mm to fit up to 2mm wire	
SOLDERLESS NIPPLE		
BNS575	SOLDERLESS BARREL NIP 5mmØ x 7.5MM Brass finish, Bore 2.2mm	


CABLE COMPONENTS		
Part No	Description	Images not to scale
BNS6	SOLDERLESS BARREL NIP 6mmØ - ZINC/CLEAR	
BNS8	SOLDERLESS BARREL NIP 8mmØ - ZINC/CLEAR	
TRUMPET NIPPLE		
TN17	BRASS TRUMPET NIPPLE 8mmLOD / 4.5SØ 2.5 ID. 10.9mm LONG. FOR 2mm STRAND	
TN24	BRASS TRUMPET NIPPLE 6mmLOD / 3.5SØ 2.5 ID. 9.5mm LONG. FOR 2mm STRAND	
TN24A	BRASS TRUMPET NIPPLE 6mmLOD / 3.5Ø 2.5 ID. 5mm LONG. FOR 2mm STRAND	
TN6	BRASS TRUMPET NIPPLE 5mmLOD / 3.5Ø 2.5 ID. 9.5mm LONG. FOR 2mm STRAND	
TN124	TRUMPET NIPPLE 3.5mm-6.3mm O.D x 12.8Ø Aluminium finish, Bore 2.15mm, Can Be Crimped	
TN174	BRASS TRUMPET NIPPLE 7.9mmLOD / 3.5Ø 2.5 ID. 10.5mm LONG. FOR 2mm STRAND	
PROTECTION TUBING		
NRL10	SEMI RIGID LIGHT WALL NYLON .137 x .187	
NRL50	RIGID NYLON TUBE 8mmI/D x 10mm O/D x 1mt	
VIN135FR-L	VINLOC PVC SHRINK TUBING (PER METRE)	
RUBBER EQUIPMENT		
M1001	NEOPRENE ADJ CAP M8 x 1.25mm INTERNAL	
M1002	NEOPRENE ADJ CAP M6 x 1mm INTERNAL	
M2893B	NEOPRENE ADJ SLEEVE BOOT 8mm I.D.	
M3309	RUBBER BOOT FOR HOSE USE	
M4002	NEOPRENE ADJUSTER BOOT UNIVERSAL	
M4949	CONVOLUTED NEOPRENE BOOT 11mm I.D. x 135mm (41mm CONVOLUTED SECTION)	
M5931	NEOPRENE ADJ BOOT 7ID	
M5933	CONVOLUTED NEOPRENE BOOT 12mm I.D. END 1 5mm ID END 23mm CONVOLUTED SECTION	
M6902A	NEOPRENE TAPERED BOOT I/D 10 & 4.5mm (CABLES)	
M6902B	NEOPRENE TAPERED BOOT I/D 10 & 6mm (HOSES)	
M6916	NEOPRENE ADJ BOOT 12 I.D.	

CABLE COMPONENTS		
Part No	Description	Images not to scale
VEN207	RUBBER BOOT CLUTCH CABLE (Domino)	
SPRINGS		
EN102372	EN102372 PROTECTION SPRING	
EN102373	EN102373 T/PROTECTION SPRING	
VE82326	E82326 SLEEVE SPRING SPEEDO.	
VE82326	SLEEVE SPRING SPEEDO.9 I.D. x 18	
TUBE / SLEEVES		
SN612	MILD STEEL SLEEVE NIPPLE 6mmØ x 12mm	

Handlebar Controls



- ▶ Fast action Twist grips
- ▶ Rubber grips
- ▶ Clutch Levers
- ▶ Hydraulic Controls
- ▶ Switch gear assemblies



CONTROLS

600A – VENHILL FAST ACTION TWISTGRIP

Improved Venhill dual rate twist grip. The 600A features a new CNC Machined body; with an improved aluminum diverter roller and rotor for positive location and feel. Fast and Medium action settings. You can easily change the cable without having to remove the twist grip from the bar. You can also change settings by simply hooking up the cable to the alternative position on the rotor. Ideal if you want to change from Race to Enduro or between Track and Road use. Can be used for sports bikes, dirt bikes, speedway and quads. **The 600A is a straight swap from the 500A. No cable modification required.**



T80/200 - AMAL TRIALS SINGLE THROTTLE TWIST GRIP

Designed specifically for trials machines. Nylon rotor and idler pulley with excellent self-lubricating qualities transmit a super-smooth, positive response throughout the throttle range. Made from precision die cast aluminum; body finished in matt black coating.

Quickly detachable cover for ease of inspection and rapid cable change.



444 - VENHILL PUSH / PULL 90° TWIST GRIP

Push and Pull twist grip with lightweight die cast alloy body, complete with rotor 37mm in diameter and cable boot. Suitable as a replacement for standard throttle body on most bikes.

Total stroke 75mm at a rotation of 190 degrees. Fits standard 22mm bars.



888 - VENHILL FAST ACTION PUSH / PULL TWISTGRIP

Fast action Push / Pull throttle. Supplied with two rotors. Standard rotor pulls 36mm in 90° (this is typically 25% faster than 'standard' throttles). Faster rotor pulls 36mm in 80° (this is typically 45% faster than 'standard' throttles). Black aluminum body. Inter-changeable rotors on nylon throttle tubes. Fits 22mm Handlebars.

Cables will need to be changed to suit the 888 twist grip. For applications, see Road Twistgrip Conversions category on our website or Road Bike cables in the application guide.




For demonstration videos displaying these products please visit www.venhill.co.uk

HANDLEBAR GRIPS

1616 ARIETE TOURING SPONGE GRIP WITH OPEN END



1651/SS ARIETE TRIALS GRIPS WITH GROOVES



HEAVY DUTY CUSHION GRIP

TWG-1001 –
25mm I/DTWG-1002 –
22mm I/D

ARIETE COLOURED OFF ROAD GRIP

1697-R	RED
1697-AR	ORANGE
1697-A	BLUE
1697-V	GREEN
1697-G	YELLOW



TWG-FG21 FOAM GRIP-BLACK - 19mm I/D



TWG-5G2/305MM FOAM GRIP – BLACK - 22mm

305mm long
Wall thickness 5.5mm

CONTROL LEVERS

941 – CLUTCH LEVER, EASY ADJUSTER

With large wheel adjuster for easy clutch bite adaptation (even with your gloves on!) Great for speedway racers; Classic style forged dog leg lever with reach adjustment. Venhill logo on dust cover; CNC machined aluminium black perch; 160mm lever blade, 8mmØ x 10mm inner cable nipple. Adjuster takes ferrules up to 8mmØ



940 – CLUTCH LEVER, STANDARD ADJUSTER

Classic style forged dog leg lever; Reach adjustment for lever; Venhill logo on standard dust cover; CNC machined aluminium black perch; 160mm lever blade, takes up to 8mmØ x 10mm inner cable nipple. Standard adjuster has a 6.5mmØ hole for outer cable. Second supplied adjuster has an 8.1mmØ hole for larger outer cables. Suitable for 7/8" (22mm) and 1" (25mm) bars

Image shows lever including Magura dust cover. (sold separately 493510)



HYDRAULIC CONTROLS

FRANDO BRAKE AND CLUTCH MASTER CYLINDER

Founded in the 1990's, FRANDO manufacture a range of specialist braking components, including discs, callipers and master cylinders. Riders wishing to replace a cable operated clutch with a hydraulic system can buy a FRANDO 14mm slave cylinder and we can supply the necessary hoses for the clutch conversions. All FRANDO cylinders operate on **DOT 4 or 5.1 fluid**.

Master Cylinder

Forged aluminium alloy, with a black body colour and black lever with reach adjustment. Kit includes an interlock (safety) switch banjo bolt (M10 x 1.25mm); reservoir pot with clamp, and mirror mounting bracket. Can be used with clutch slave cylinder for conversion from cable operation. Includes 2 year manufacturer's warranty

- Brake Master Cylinder (19mm Piston) **7NB-1-19**
- Brake Master Cylinder (17mm Piston) **7NB-1-17**
- Brake Master Cylinder (15mm Piston) **7NB-1-15**
- Clutch Master Cylinder (17mm Piston) **7NB-3-17**



Clutch Slave Cylinder - 11NB-3-14

Converts cable operation to hydraulic. 13mm piston stroke. Can be used with the clutch master cylinder. Includes bleed nipple bolt (M10x1.25mm) and sealing washers for M10 banjo fitting. Slave cylinder rod has adjustable range (70mm-98mm Clearance). For more detailed measurements check the product description on the Venhill website.



Spare Parts

7NB-1-RH - Spare Right hand lever (brake)
7NB-3-LH - Spare Left hand lever (clutch)
7NBxx - 14, 15, 17 & 19mm Piston Repair kits



SWITCHES

VEN205 HANDLEBAR SWITCH ASSEMBLY - LEFT HAND

22mm Bars | Main beam switch toggle | Indicator switch left right (center position switches off) | Horn switch spring type | Rubber mounts | Wires are prepared with 3.2mm bullet plugs (crimp type) | Wiring loom will require modification to fit this part. Venhill recommend having a qualified mechanic carry out this work.



VEN206 HANDLEBAR SWITCH ASSEMBLY - RIGHT HAND

22mm Bars | Kill toggle switch | On Off toggle switch | Electronic start spring button | Wires are prepared with 3.2mm bullet plugs (crimp type) | Wiring loom will require modification to fit this part. Venhill recommend having a qualified mechanic carry out this work.

